

规格承认书

Specification for approval

产品名称: SST 系列 慢断型 表面贴装保险丝 300Vac

Product Type: SST Series *Time-Lag Surface Mount Fuse 300Vac*

瑞卓电子(东莞)有限公司
Dongguan Reomax Electronics Co., LTD

电话: +86-769-85634648 传真: +86-769-85635648

厂址: 广东省东莞市大岭山镇地塘岭工业园 20 号

网址: <http://www.reomax.net>

瑞卓电子(香港)有限公司
Reomax Electronics (HK) Limited

Add: 5th Floor, Bright way tower, No.33 Mong kok
road, Kowloon Hong Kong.

Web: <http://www.reomax.hk>



目录 Contents

1. 产品特性及应用范围 / Description, Features and Applications.....	3
2. 安规认证标准及编号 / Standards and Agency Approvals.....	3
3. 产品标示 / Product Marking.....	5
4. 结构及尺寸 / Dimensions and Structure.....	5
5. 材料明细 / Material Details.....	5
6. 产品特性 / Product Characteristics.....	6
7. 电气特性 / Electrical Characteristics.....	6
8. 环境特性 / Environmental Characteristic.....	7
9. 安装建议 / Installation Recommendations.....	8
10. 包装 / Packaging.....	9
11. 其他 / Others.....	9
附件 I: 安规证书 / Appendix I: Safety approval certificates.....	10



1. 产品特性及应用范围 / Description, Features and Applications

本产品适用于各类电子设备电路初、次级电路板的过流保护，广泛应用于绿色照明、消费电子、电源供应、网络通信、医疗仪器及工业控制器等领域。

Descriptions:

REOMAX 6125 series slow-blow square Surface Mount fuses are ceramic tube/end cap constructions, RoHS compliant, Halogen Free and lead(Pb) exempts of the requirements of RoHS Directive(2002/95/EC), with U.S. (UL/CSA) safety agency approvals. Provide board level primary and secondary circuit protection in a wide variety of applications. With excellent inrush current withstanding capability, excellent reliability for thermal and mechanic shock, also have a high reliability and stable solder ability, end caps are available in gold/silver/nickel plated.

Features:

- Time-Lag (Slow-Blow)
- Wide range of current rating available
- Low temperature de-rating
- Tape and Reel for automatic placement
- Small size(6.1mm*2.5mm)
- Wide operating temperature range
- RoHS compliant
- Conflict free metals

Applications:

- LED lighting
- LCD backlight inverter
- PC server
- Wireless base station
- Digital camera
- Notebook PC
- Portable Devices
- Cooling fan system
- White goods
- Industrial equipment
- Battery devices
- Power supply
- Storage system
- Game console
- Medical equipment
- LCD/PDP devices
- Networking devices
- Telecom system
- Office equipment
- Automotive devices

2. 安规认证标准及编号 / Standards and Agency Approvals

2.1 执行标准：遵循 UL 248-14。

Standards: In accordance with UL 248-14.

2.2 认证范围 Certification:

安规标准 Agency	认证范围 Ampere Range	证书编号 Agency File Number
UL	50mA ~ 7A	E340427(JDYX2)
cUL	50mA ~ 7A	E340427(JDYX8)



2.3 目录编号 Catalogue No., ● 已认证 Approved / ○ 认证中 Pending

目录编号 Catalog No.	额定电流 Ampere Rating	额定电压 Voltage Rating	分断能力 Breaking Capacity	冷阻值 Nominal Cold Resistance (Ohms)	熔化热能 I ² TMelting Integral(A ² .S)	安规认证 Agency Approvals	
						UL	cUL
SST0050	50mA	300Vac	50A@300VAC 50A@250VAC 200A@125VAC	*	*	●	●
SST0062	62mA			●	●		
SST0080	80mA			●	●		
SST0100	100mA			●	●		
SST0125	125mA			●	●		
SST0150	150mA			●	●		
SST0200	200mA			●	●		
SST0250	250mA			●	●		
SST0300	300mA			●	●		
SST0315	315mA			●	●		
SST0375	375mA			●	●		
SST0400	400mA			●	●		
SST0500	500mA			0.338	0.313	●	●
SST0600	600mA			0.293	0.488	●	●
SST0630	630mA			0.274	0.583	●	●
SST0700	700mA			0.226	0.823	●	●
SST0750	750mA			0.192	1.258	●	●
SST0800	800mA			0.165	1.890	●	●
SST1100	1A			0.143	2.868	●	●
SST1125	1.25A			0.120	4.777	●	●
SST1150	1.5A			0.103	6.325	●	●
SST1200	2A			0.095	8.980	●	●
SST1250	2.5A			0.066	16.052	●	●
SST1300	3A			0.051	21.578	●	●
SST1315	3.15A			0.046	22.776	●	●
SST1350	3.5A			0.043	27.081	●	●
SST1400	4A			0.040	31.814	●	●
SST1500	5A			0.036	40.267	●	●
SST1600	6A	0.033	67.266	●	●		



SST1630	6.3A			0.032	107.576	●	●
SST1700	7A			0.030	132.792	●	●

- *: These catalog no. cold resistance and I2t value are pending due to fuse elements shall be customized;
- DC Cold Resistance are measured at <10% of rated current in ambient temperature of 25°C;
- Typical Pre-arching I2t are calculated at 10*In Current or 8ms;

3. 产品标示 / Product Marking

保险丝上需有下列标示 / The fuses shall have the following markings

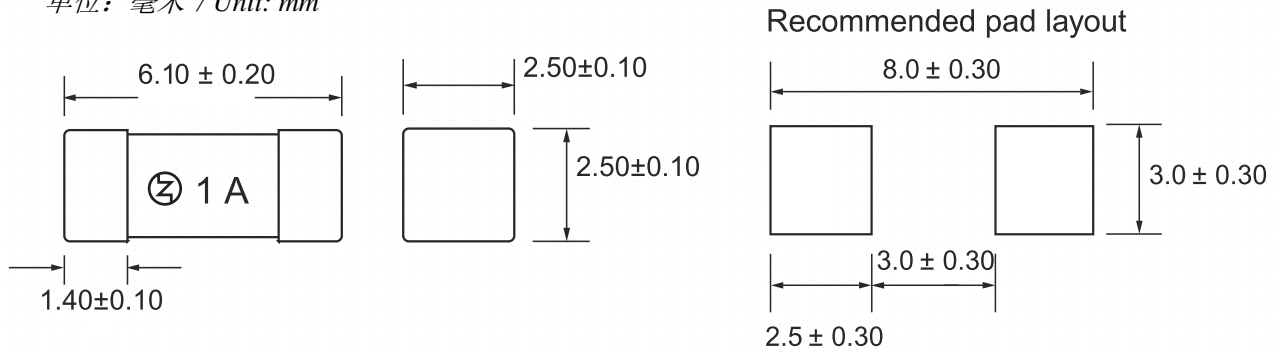
示例 Example:

	1A	① 制造厂商标识/REOMAX Trade Mark: ② 额定电流/Rated Current (A): ___A 或 or ___mA
①	②	

注: 对于标示的大小和位置没有规定 / Note: Size and position of the markings shall not be provided.

4. 结构及尺寸 / Dimensions and Structure

单位: 毫米 / Unit: mm



5. 材料明细 / Material Details

编号 NO.	零件名称 Part Name	材质 Material
①	端帽 End caps	黄铜镀金 Au Plated Brass Cap
②	主体 Body	陶瓷管 Non-Transparent Square Ceramic Tube
③	熔丝 Fuse element	合金 Cu-Ag Alloy wire



6. 产品特性 / Product Characteristics

编号 NO.	项目 Item	内容 Content	参考标准 Reference standards
1	产品标识 Product Marking	Brand, Ampere Rating	REOMAX marking standards
2	工作温度 Operating Temperature	-55 °C to 125 °C	IEC60068-2-1/2
3	可焊性 Solderability	T=240 °C ± 5 °C , t=3sec ± 0.5sec, Coverage ≥ 95%	MIL-STD-202, Method 208
4	耐焊接热 Resistance to Soldering Heat	10 sec at 260 °C	MIL-STD-202, Method 210, Test condition B
5	绝缘阻抗 Insulation Resistance (after Opening)	10,000 ohms minimum	MIL-STD-202, Method 302, Test Condition A
6	热冲击 Thermal Shock	5 cycles, -65 °C / +125 °C, 15 minutes at each extreme	MIL-STD-202, Method 107, Test Condition B
7	机械冲击 Mechanical Shock	100G's peak for 6 milliseconds, 3cycles	MIL-STD-202, Method 213, Test I
8	振动试验 Vibration	0.03" amplitude, 10-55 Hz in 1 min. 2hrs each XYZ=6hrs	MIL-STD-202, Method 201
9	耐湿性 Moisture Resistance	10 cycles	MIL-STD-202, Method 106
10	盐雾试验 Salt Spray	5% salt solution, 48hrs	MIL-STD-202, Method 101, Test Condition B

7. 电气特性 / Electrical Characteristics

7.1 实验条件 Test Condition:

所有测试环境温度均为 25 ± 5 °C。

All electrical test is to be conducted with the ambient air at a temperature of 25 ± 5 °C.

7.2 分断能力 Interrupting Rating:

保险丝承受分断能力: 50A@300Vac, 50A@250Vac, 200A@125Vac.

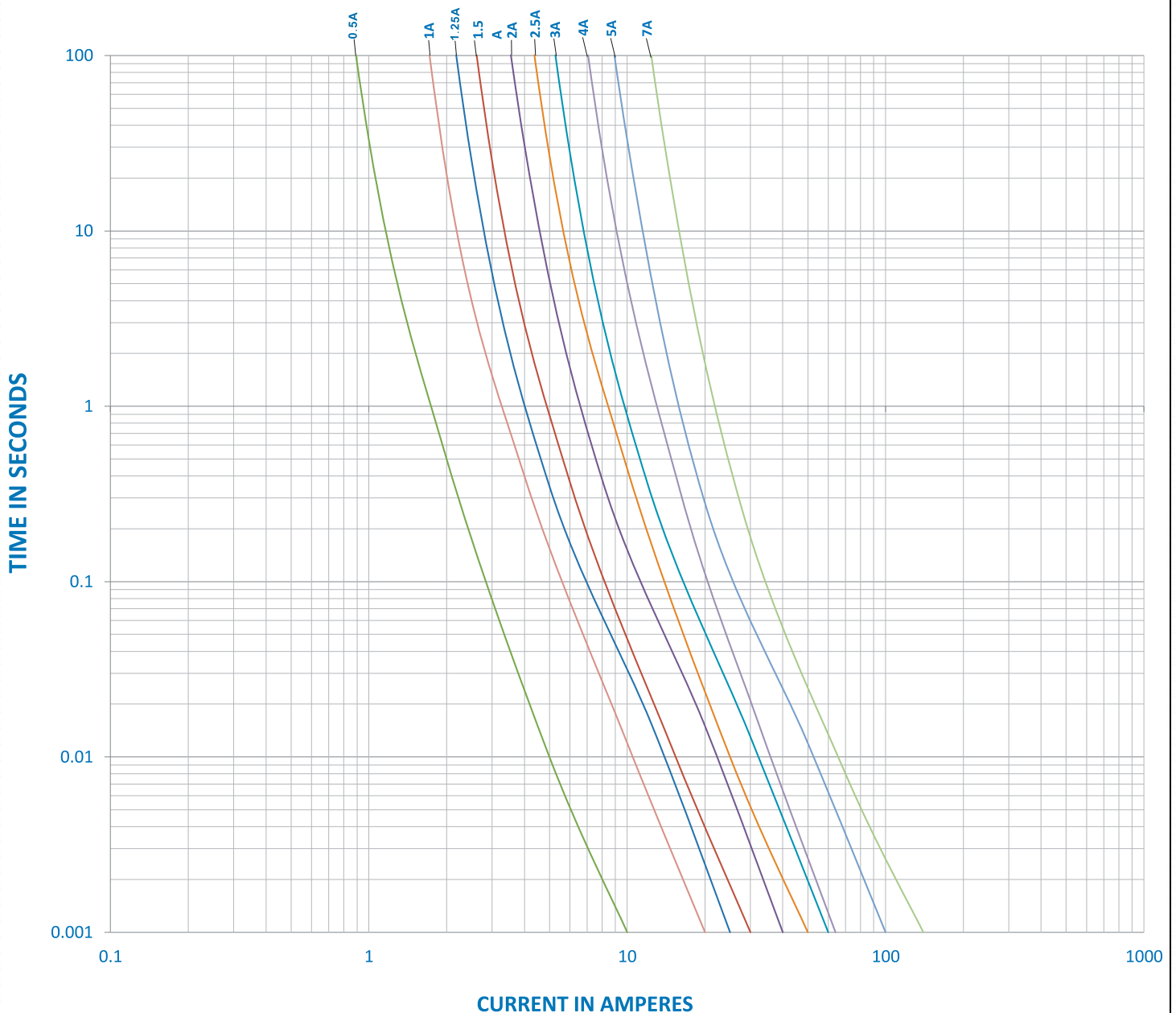
Breaking Capacity: 50A@300Vac, 50A@250Vac, 200A@125Vac.



7.3 熔断时限 / Operating Characteristics

额定电流的% % of Ampere Rating(In)	熔断时间 Blowing Time
100% * In	大于 4 小时(4 hours Min)
200% * In	小于 120 秒 (120 sec Max)

7.4 平均时间电流曲线图 / Average Time Current Curves



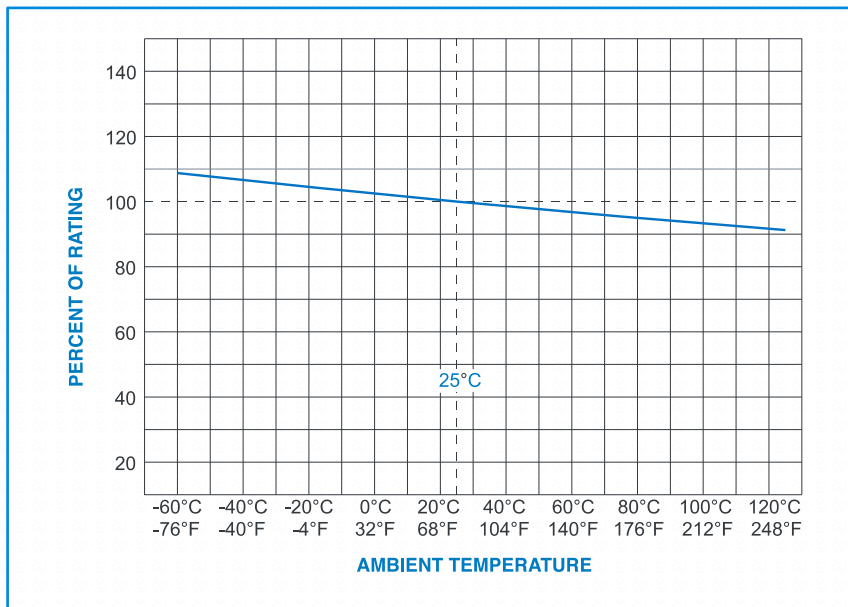
8. 环境特性 / Environmental Characteristic



若操作环境温度超出 $25 \pm 5^\circ\text{C}$ 范围，在选用保险丝规格时，需考虑操作环境温度对保险丝的影响，请参照如下：温度-电流曲线图。

When choosing the fuse's specification, if the operating environmental temperature beyond the scope from $20\sim 30^\circ\text{C}$, engineer should consider the environmental temperature's affection to fuses.

Please refer: Temperature Derating Curve:



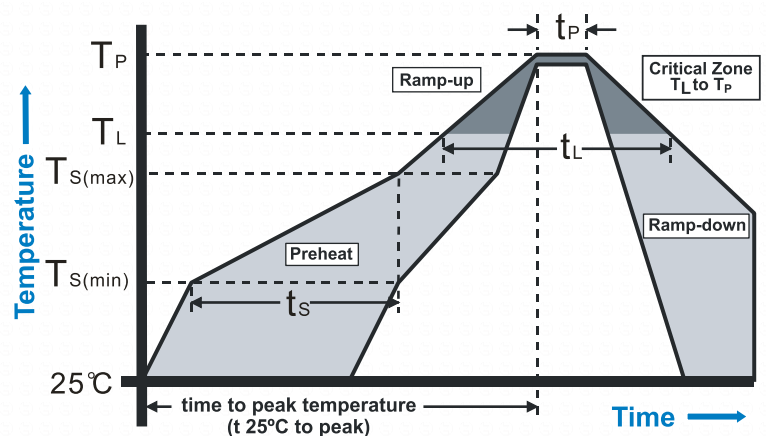
9. 建议焊接参数 / Recommended Soldering Parameters

A. 波峰焊参数 / Wave Soldering Parameters:

锡炉温度 / Solder Pot Temperature: 260°C Max;

焊接时间 / Solder Dwell Time: 5 seconds max

Reflow Condition		Pb-Free assembly
Average ramp-up rate ($T_s(\text{max})$ to T_p)		$5^\circ\text{C}/\text{second}$ max.
Preheat	Temperature Min ($T_s(\text{min})$)	150°C
	Temperature Max ($T_s(\text{max})$)	200°C
Time (Min to Max) (t_s)		60-120 seconds
Reflow	Temperature (T_L)	220°C
	Time Max (t_L)	60 seconds
Peak Temperature (T_p)		260°C max
Ramp-down Rate		$5^\circ\text{C}/\text{second}$ max
Time 25°C to peak Temperature (T_p)		8 minutes max





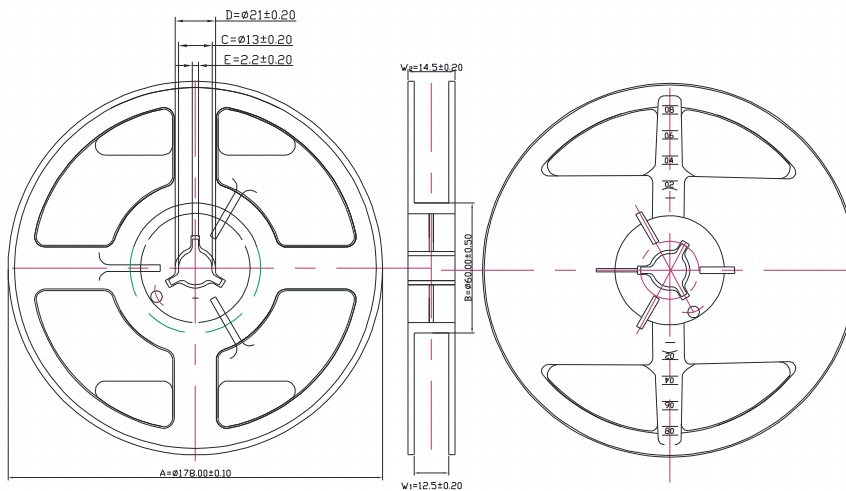
B. 手工焊参数 / Hand-Solder Parameters:

烙铁温度 / Solder Iron Temperature: $300 \pm 5^\circ\text{C}$

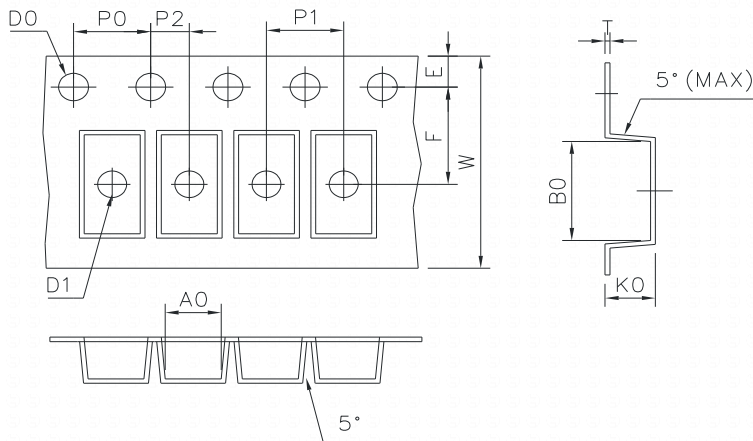
焊接时间 / Heating Time: 1~2 s Max

10. 包装 / Packaging

1000 个每卷 / 1,000 pcs in 7 inches dia. reel, 12mm wide tape, EIA Standard 481



Item	A	B	C	D	E	W1	W2
Spec.(mm)	178±0.10	60±0.50	13±0.20	21±0.20	2.2±0.20	12.5±0.20	14.5±0.20



Item	A_0	B_0	D_0	D_1	E	F
Spec.(mm)	2.70±0.10	6.40±0.10	1.50±0.10	1.50±0.25	1.75±0.10	5.50±0.10
Item	K_0	P_0	P_1	P_2	W	t
Spec.(mm)	2.70±0.10	4.00±0.10	4.00±0.10	2.00±0.10	12.00±0.15	0.25±0.05

11. 其他 / Others



11.1 如果在使用中有超出本规格书的要求，须经双方协商确认。

In the event that an impropriety is found beyond this specification, it shall be fixed by mutual agreement between the parties.

11.2 如果本规格书有不适当的情况，须通过双方协商并由本公司修改。

In the event that an impropriety is found in this specification, *REOMAX ELECTRONICS CO., LTD.* shall amend it by mutual agreement between the parties.

附件 I: 安规证书 / Appendix I: Safety approval certificates

X-ON Electronics

Largest Supplier of Electrical and Electronic Components

Click to view similar products for [Surface Mount Fuses](#) category:

Click to view products by [Reomax](#) manufacturer:

Other Similar products are found below :

[FHC20402ADTP](#) [NFVC6125S0R50TRF](#) [SFT-125MA](#) [TF16SN2.00TTD](#) [FCC16501ABTP](#) [FCC16102ABTP](#) [FHC16322ADTP](#) [0308.250UR](#)
[0308.375UR](#) [0308.500UR](#) [0308.750UR](#) [0308001.UR](#) [030801.5UR](#) [F0603G0R03FNTR](#) [SKY87604-12](#) [SKY87604-11](#) [SKY87604-13](#)
[R451003.L](#) [R451.500L](#) [R451001.L](#) [3-103-119](#) [3-103-123](#) [SGB401](#) [SGB075](#) [0154002.DRL](#) [0154008.DRL](#) [0154.500DRL](#) [189140.1,25](#)
[189140.0,8](#) [189140.0,4](#) [189140.0,63](#) [189140.0,25](#) [0402FA-R200](#) [0402SFF150F/24-2](#) [0435.250KRHFS](#) [0468003.WR](#) [0494001.NRHF](#)
[0494002.NRHF](#) [0494003.NRHF](#) [049402.5NRHF](#) [049403.5NRHF](#) [0494.250NRHF](#) [0494.375NRHF](#) [0494.500NRHF](#) [CF06V3T1R60](#)
[CF06V3T2R50](#) [06H1300D](#) [JFC0603-1200FS](#) [CP06V3T2R0](#) [06F-0200L1](#)