



SAW Components

SAW Duplexer

LTE Band 13

Series/type:	B7677
Ordering code:	B39781B7677A710
Date:	March 21, 2011
Version:	2.1



Data sheet



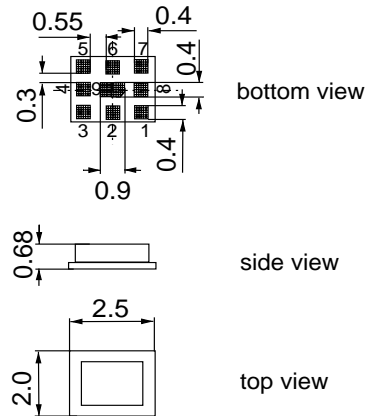
Application

- Low-loss SAW duplexer for mobile telephone W-CDMA Band 13 systems
- Low insertion attenuation
- High isolation
- Usable passband 10 MHz
- Single-ended to balanced transformation in Antenna-Rx path
- Impedance transformation 50 Ω to 100 Ω in Antenna-Rx path
- Very small size and low height



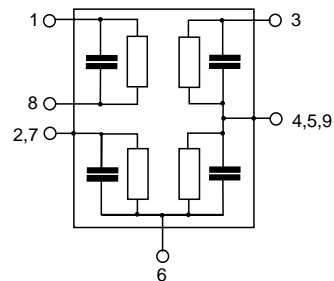
Features

- Package size 2.5 * 2.0 * 0.68 mm³
- RoHS compatible
- Approximate weight 0.013g
- Package for **Surface Mount Technology (SMT)**
- Ni, Au-plated terminals
- **Electrostatic Sensitive Device (ESD)**
- MSL 3



Pin configuration

- 3 Tx input
- 1, 8 Rx output (balanced)
- 6 Antenna
- 2, 4, 5, 7, 9 To be grounded





SAW Components

B7677

SAW Duplexer

782.0 / 751.0 MHz

Data sheet



Characteristics

Temperature range for specification: T = -30 °C to +85 °C
 TX terminating impedance: Z_{Tx} = 50 Ω
 ANT terminating impedance: Z_{Ant} = 50 Ω || 15 nH
 RX terminating impedance: Z_{Rx} = 100 Ω (balanced)

Characteristics Tx-Antenna		min.	typ. @ 25 °C	max.	
Center frequency	f _c		782.0		MHz
Maximum insertion attenuation	α				
	777.0 ... 787.0 MHz		1.8	2.2 ¹⁾	dB
	777.0 ... 787.0 MHz		1.8	2.5	dB
Amplitude ripple (p-p)	Δα				
	777.0 ... 787.0 MHz		0.5	1.2	dB
Error Vector Magnitude @ 25° C					
	@ f _{Carrier} 779.4 ... 784.6 MHz EVM ²⁾		1.5	2.1	%
Error Vector Magnitude					
	@ f _{Carrier} 779.4 ... 784.6 MHz EVM		1.5	3.5	%
Input VSWR (Tx port)					
	777.0 ... 787.0 MHz		1.3	2.0	
Output VSWR (Ant Port)					
	777.0 ... 787.0 MHz		1.5	2.0	

1) In [0 C; +85 C] temperature range
 2) Error Vector Magnitude (EVM) based on definition in 3GPP TS 25.141



Data sheet



Characteristics

Temperature range for specification: T = -30 °C to +85 °C
 TX terminating impedance: Z_{Tx} = 50 Ω
 ANT terminating impedance: Z_{Ant} = 50 Ω || 15 nH
 RX terminating impedance: Z_{Rx} = 100 Ω (balanced)

Characteristics Tx-Antenna

				min.	typ. @ 25 °C	max.	
Absolute attenuation							
			α				
	10.0 ...	716.0	MHz	30	40		dB
	716.0 ...	728.0	MHz	40	45		dB
	728.0 ...	746.0	MHz	30	48		dB
	746.0 ...	756.0	MHz	45	60		dB
	758.0 ...	766.0	MHz	30	35		dB
	766.0 ...	768.0	MHz	27	35		dB
	768.0 ...	769.0	MHz	12	30		dB
	769.0 ...	770.0	MHz	6	30		dB
	770.0 ...	771.0	MHz	3	22		dB
	771.0 ...	772.0	MHz	2.5	9		dB
	800.0 ...	808.0	MHz	15	28		dB
	808.0 ...	869.0	MHz	30	43		dB
	869.0 ...	894.0	MHz	30	43		dB
	1554.0 ...	1565.0	MHz	30	48		dB
	1565.0 ...	1607.0	MHz	45	50		dB
	1805.0 ...	2170.0	MHz	30	47		dB
	2331.0 ...	2361.0	MHz	30	42		dB
	2400.0 ...	2484.0	MHz	35	46		dB
	3108.0 ...	3148.0	MHz	30	34		dB



Data sheet



Characteristics

Temperature range for specification: T = -30 °C to +85 °C
 TX terminating impedance: Z_{Tx} = 50 Ω
 ANT terminating impedance: Z_{Ant} = 50 Ω || 15 nH
 RX terminating impedance: Z_{Rx} = 100 Ω (balanced)

Characteristics Antenna-Rx				min.	typ. @ 25 °C	max.	
Center frequency	f _c				751.0		MHz
Maximum insertion attenuation	α	746.0 ... 756.0	MHz		1.9	2.5	dB
Amplitude ripple (p-p)	Δα	746.0... 756.0	MHz		0.3	1.0	dB
Input VSWR (Ant port)		746.0 ... 756.0	MHz		1.6	2.0	
Output VSWR (Rx Port)		746.0 ... 756.0	MHz		1.6	2.0	
Common mode rejection ratio		746.0 ... 756.0	MHz	25	28		dB
Absolute attenuation	α						
		10.0 ... 650.0	MHz	50	70		dB
		650.0 ... 730.0	MHz	35	40		dB
		730.0 ... 736.0	MHz	26	42		dB
		769.0 ... 775.0	MHz	15	36		dB
		777.0 ... 787.0	MHz	50	59		dB
		793.0 ... 805.0	MHz	45	60		dB
		805.0 ... 2000.0	MHz	45	57		dB
		2000.0 ... 3500.0	MHz	40	47		dB
		3500.0 ... 6000.0	MHz	23	27		dB



SAW Components

B7677

SAW Duplexer

782.0 / 751.0 MHz

Data sheet



Characteristics

Temperature range for specification: T = -30 °C to +85 °C
 TX terminating impedance: Z_{Tx} = 50 Ω
 ANT terminating impedance: Z_{Ant} = 50 Ω || 15 nH
 RX terminating impedance: Z_{Rx} = 100 Ω (balanced)

Characteristics Tx-Rx				min.	typ. @ 25 °C	max.
Attenuation						
			α			
	746.5 ... 749.0		MHz	50	61	dB
	749.0 ... 755.5		MHz	55	64	dB
	777.0 ... 781.0		MHz	60	68	dB
	781.0 ... 787.0		MHz	58	61	dB
	1552.0 ... 1574.0		MHz	30	70	dB
	2328.0 ... 2361.0		MHz	30	65	dB
	3104.0 ... 3148.0		MHz	30	60	dB
Common mode attenuation						
			α			
	777.0 ... 781.0		MHz	60	64	dB
	781.0 ... 787.0		MHz	57	61	dB

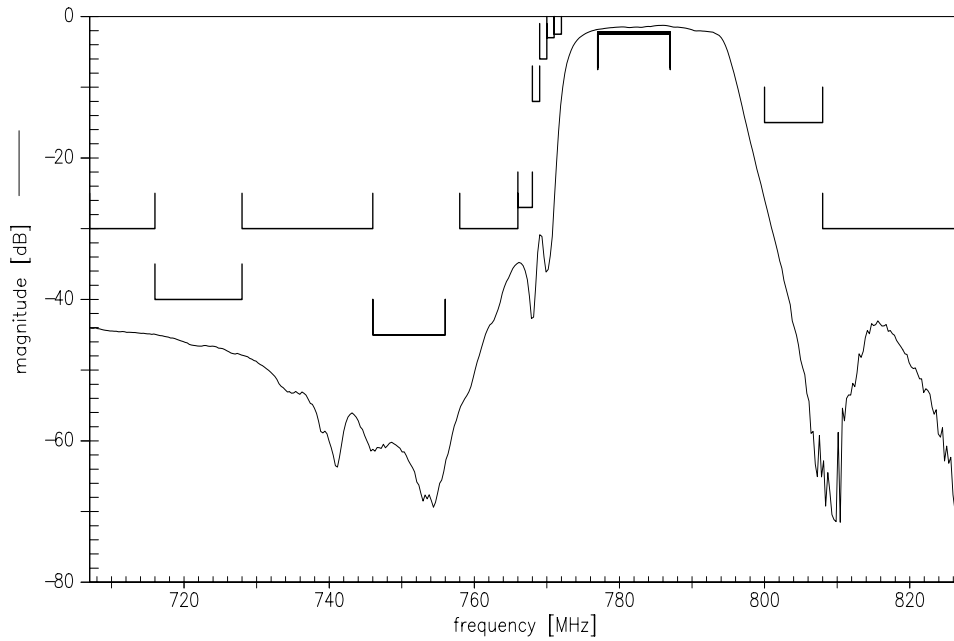
Maximum Ratings

Storage temperature range	T _{stg}	-40/+85	°C	
DC voltage	V _{DC}	5	V	
ESD voltage	V _{ESD}	100 ¹⁾	V	machine model, 1 pulses
Input power at Tx Port				
779.5 ... 784.5.0 MHz	P _{in}	28	dBm	} LTE uplink signal 55 °C, 50000h
elsewhere	P _{in}	10	dBm	

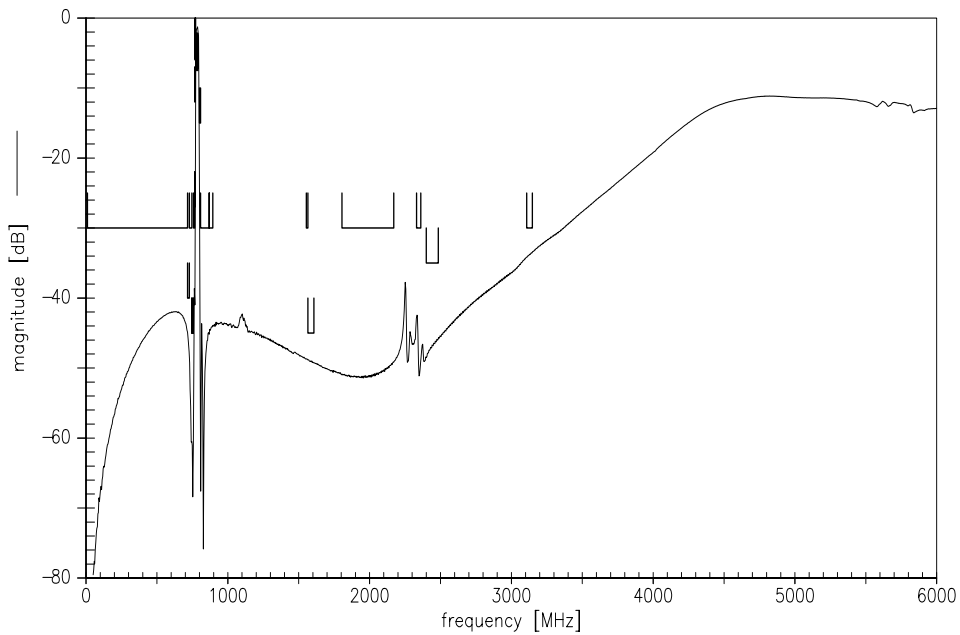
¹⁾ According to JESD22-A115A (machine model), 1 negative and 1 positive pulses.



Frequency Response TX-ANT

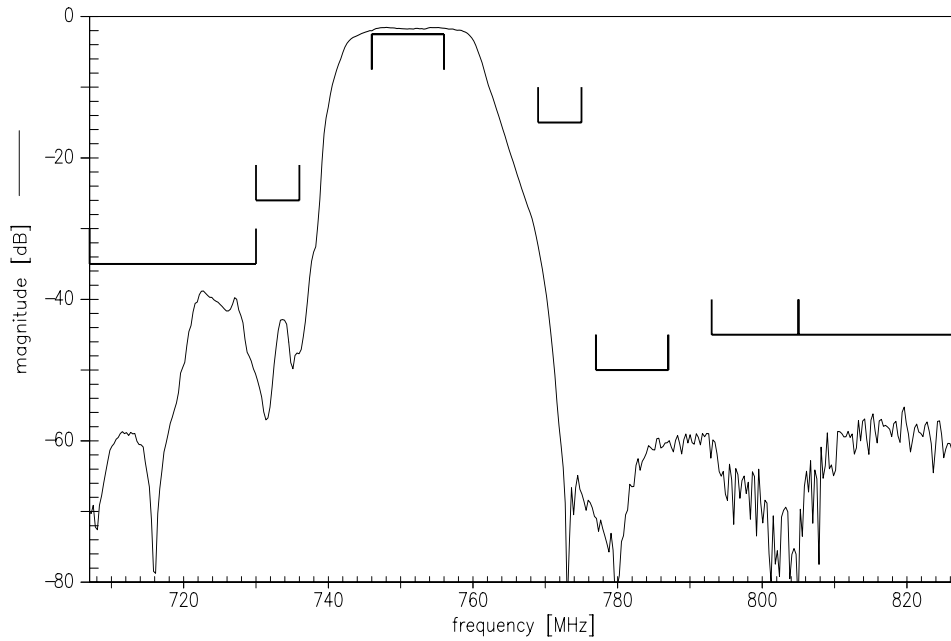


Frequency Response TX-ANT

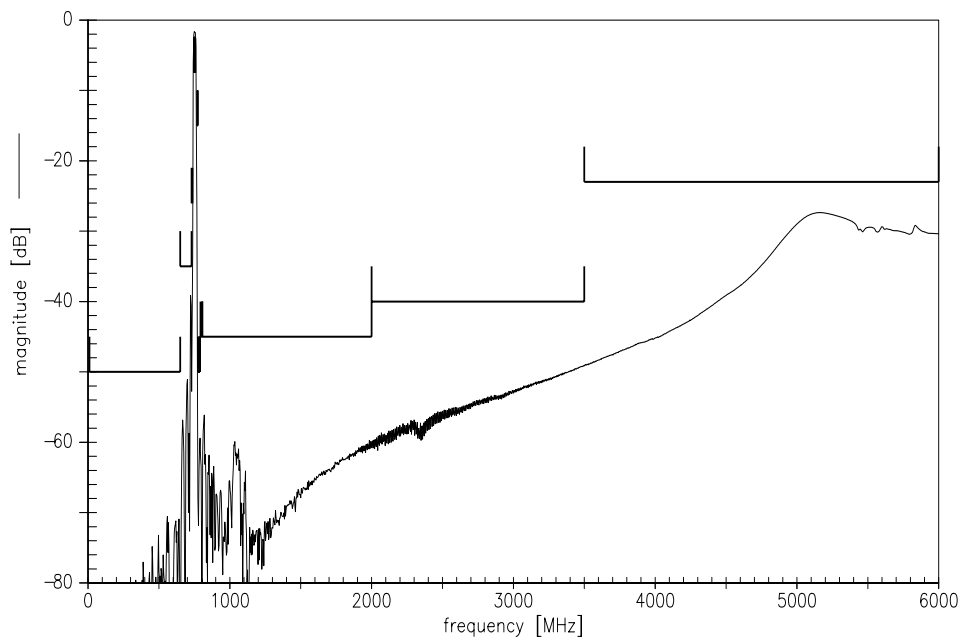




Frequency Response ANT-RX

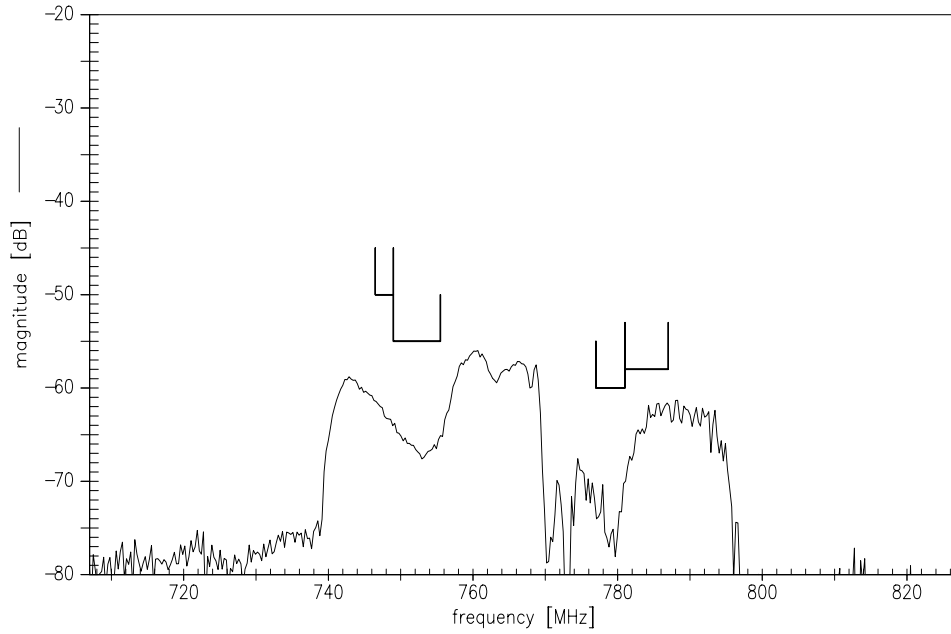


Frequency Response ANT-RX

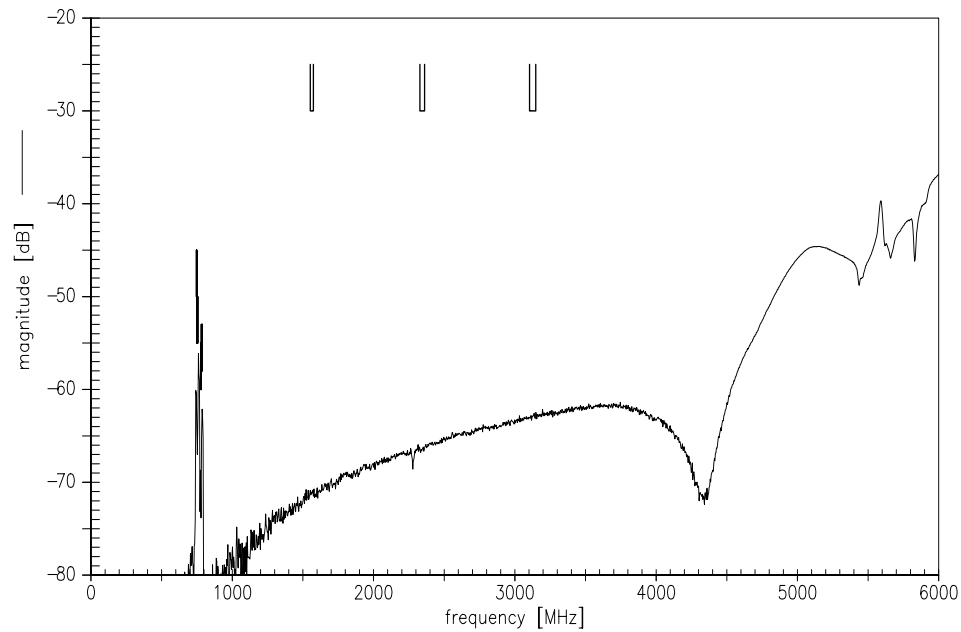




Frequency Response TX-RX



Frequency Response TX-RX

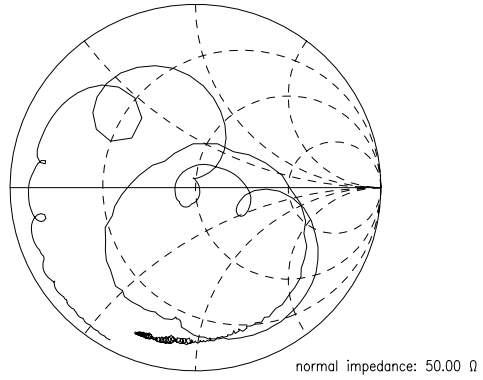
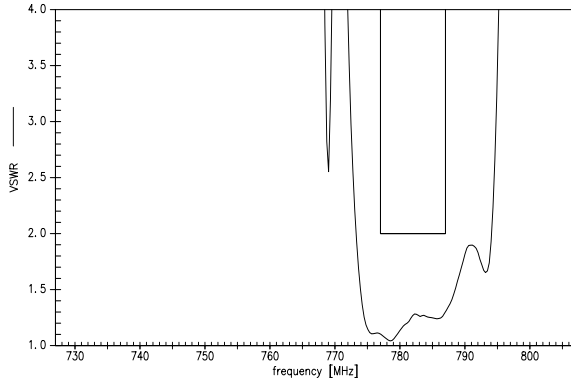




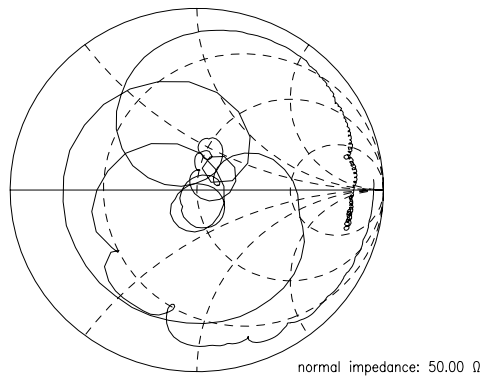
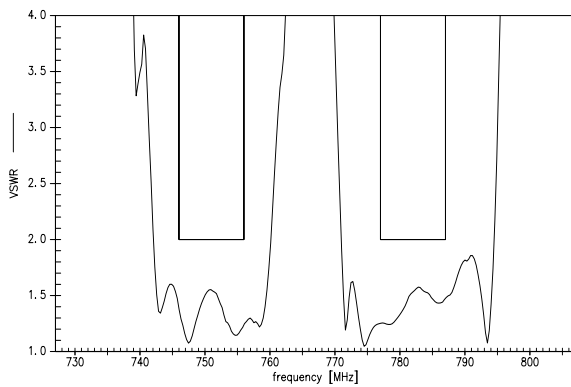
Data sheet



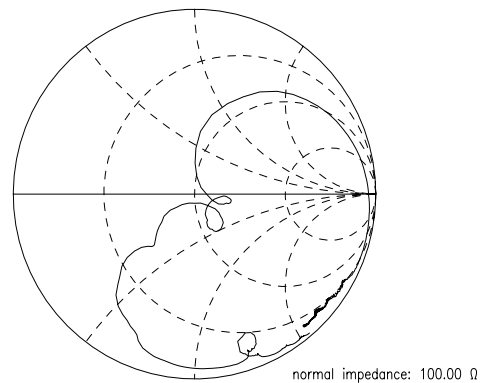
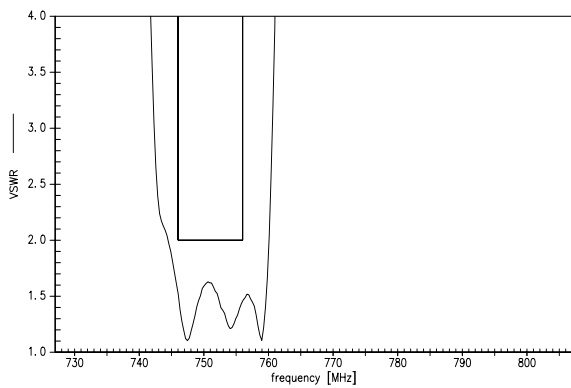
S11 VSWR (TX)



S22 VSWR (ANT)



S33 VSWR (RX)



Please read *cautions and warnings* and *important notes* at the end of this document.

**SAW Components****B7677****SAW Duplexer****782.0 / 751.0 MHz**

Data sheet



References

Type	B7677
Ordering code	B39781B7677A710
Marking and package	C61157-A3-A61
Packaging	F611074-V8153-Z000
Date codes	L_1126
S-parameters	B7677_NB.S4P, B7677_WB.S4P
Soldering profile	S_6001
RoHS compatible	Defined as compatible with the following documents: "DIRECTIVE 2002/95/EC OF THE EUROPEAN PARLIAMENT AND OF THE COUNCIL of 27 January 2003 on the restriction of the use of certain hazardous substances in electrical and electronic equipment. 2005/618/EC from April 18th, 2005, amending Directive 2002/95/EC of the European Parliament and of the Council for the purposes of establishing the maximum concentration values for certain hazardous substances in electrical and electronic equipment."
Matching coils	See Inductor pdf-catalog http://www.tdk.co.jp/tefe02/coil.htm#aname1 and Data Library for circuit simulation http://www.tdk.co.jp/etvcl/index.htm

For further information please contact your local EPCOS sales office or visit our webpage at www.epcos.com.

Published by EPCOS AG
Surface Acoustic Wave Components Division
P.O. Box 80 17 09, 81617 Munich, GERMANY

© EPCOS AG 2010. This brochure replaces the previous edition.

For questions on technology, prices and delivery please contact the Sales Offices of EPCOS AG or the international Representatives.

Due to technical requirements components may contain dangerous substances. For information on the type in question please also contact one of our Sales Offices.

Please read *cautions and warnings and important notes* at the end of this document.



Important notes

The following applies to all products named in this publication:

1. Some parts of this publication contain **statements about the suitability of our products for certain areas of application**. These statements are based on our knowledge of typical requirements that are often placed on our products in the areas of application concerned. We nevertheless expressly point out **that such statements cannot be regarded as binding statements about the suitability of our products for a particular customer application**. As a rule, EPCOS is either unfamiliar with individual customer applications or less familiar with them than the customers themselves. For these reasons, it is always ultimately incumbent on the customer to check and decide whether an EPCOS product with the properties described in the product specification is suitable for use in a particular customer application.
2. We also point out that **in individual cases, a malfunction of electronic components or failure before the end of their usual service life cannot be completely ruled out in the current state of the art, even if they are operated as specified**. In customer applications requiring a very high level of operational safety and especially in customer applications in which the malfunction or failure of an electronic component could endanger human life or health (e.g. in accident prevention or life-saving systems), it must therefore be ensured by means of suitable design of the customer application or other action taken by the customer (e.g. installation of protective circuitry or redundancy) that no injury or damage is sustained by third parties in the event of malfunction or failure of an electronic component.
3. **The warnings, cautions and product-specific notes must be observed.**
4. In order to satisfy certain technical requirements, **some of the products described in this publication may contain substances subject to restrictions in certain jurisdictions (e.g. because they are classed as hazardous)**. Useful information on this will be found in our Material Data Sheets on the Internet (www.epcos.com/material). Should you have any more detailed questions, please contact our sales offices.
5. We constantly strive to improve our products. Consequently, **the products described in this publication may change from time to time**. The same is true of the corresponding product specifications. Please check therefore to what extent product descriptions and specifications contained in this publication are still applicable before or when you place an order. We also **reserve the right to discontinue production and delivery of products**. Consequently, we cannot guarantee that all products named in this publication will always be available. The aforementioned does not apply in the case of individual agreements deviating from the foregoing for customer-specific products.
6. Unless otherwise agreed in individual contracts, **all orders are subject to the current version of the "General Terms of Delivery for Products and Services in the Electrical Industry" published by the German Electrical and Electronics Industry Association (ZVEI)**.
7. The trade names EPCOS, BAOKE, Alu-X, CeraDiode, CSMP, CSSP, CTVS, DeltaCap, DigiSiMic, DSSP, FormFit, MiniBlue, MiniCell, MKD, MKK, MLSC, MotorCap, PCC, PhaseCap, PhaseCube, PhaseMod, PhiCap, SIFERRIT, SIFI, SIKOREL, SilverCap, SIMDAD, SiMic, SIMID, SineFormer, SIOV, SIP5D, SIP5K, ThermoFuse, WindCap are **trademarks registered or pending** in Europe and in other countries. Further information will be found on the Internet at www.epcos.com/trademarks.

X-ON Electronics

Largest Supplier of Electrical and Electronic Components

Click to view similar products for [Signal Conditioning](#) category:

Click to view products by [RF360](#) manufacturer:

Other Similar products are found below :

[MAPDCC0001](#) [MAPDCC0004](#) [PD0409J5050S2HF](#) [880157](#) [HHS-109-PIN](#) [DC1417J5005AHF](#) [AFS14A30-2185.00-T3](#) [AFS14A35-1591.50-T3](#) [DS-323-PIN](#) [B39321R801H210](#) [1A0220-3](#) [JP510S](#) [LFB212G45SG8C341](#) [LFB322G45SN1A504](#) [LFL182G45TC3B746](#) [SF2159E](#) [30057](#)
[FM-104-PIN](#) [CER0813B](#) [MAPDCC0005](#) [3A325](#) [40287](#) [41180](#) [ATB3225-75032NCT](#) [BD0810N50100AHF](#) [BD2425J50200AHF](#)
[C5060J5003AHF](#) [JHS-115-PIN](#) [JP503AS](#) [DC0710J5005AHF](#) [DC2327J5005AHF](#) [DC3338J5005AHF](#) [43020](#) [LFB2H2G60BB1C106](#)
[LFL15869MTC1B787](#) [X3C19F1-20S](#) [XC3500P-20S](#) [10013-20](#) [SF2194E](#) [CDBLB455KCAX39-B0](#) [TGL2208-SM, EVAL](#) [RF1353C](#)
[PD0922J5050D2HF](#) [1E1305-3](#) [1F1304-3S](#) [1G1304-30](#) [B0922J7575AHF](#) [2020-6622-20](#) [TP-103-PIN](#) [BD1222J50200AHF](#)