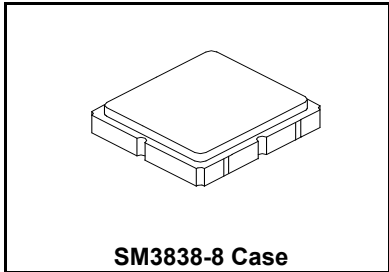


SF2421D

485 MHz
SAW Filter



- *Hermetically sealed Surface Mount package*
- *Complies with Directive 2002/95/EC (RoHS)*



Absolute Maximum Ratings

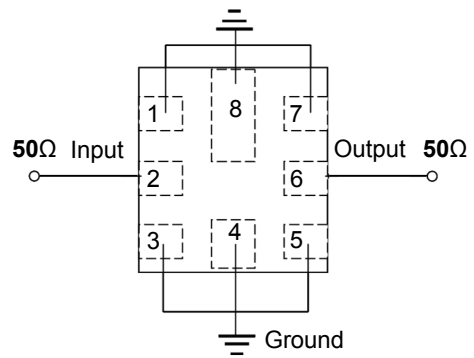
Rating	Value	Units
Maximum Input Power	+10	dBm
DC Voltage	3	VDC
Operable Temperature Range	-45 to +125	°C
Specification Temperature	-40 to +85	°C
Storage Temperature	-40 to +85	°C

Electrical Characteristics

Characteristic	Sym	Notes	Minimum	Typical	Maximum	Units
Nominal Operating Frequency	f_c			485		MHz
Insertion Loss 480 to 490 MHz				2.6	4.0	dB
Amplitude Ripple 480 to 490 MHz				.6	2.0	dB
Attenuation (Reference level from 0dB)						
385 to 445 MHz			47	63		dB
525 to 585 MHz			36	54		dB
Impedance at f_c : Input $Z_{IN} = R_{IN} // C_{IN}$ Output $Z_{OUT} = R_{OUT} // C_{OUT}$			50 // 0pF			Ω
Footprint Size: 3.8 X 3.8					SM3838-8	
Lid Symbolization (Y=Year, WW=week, S=shift)	B36//YWWS					

Electrical Connections

Connection	Terminals
Input	2
Output	6
Ground	All Others



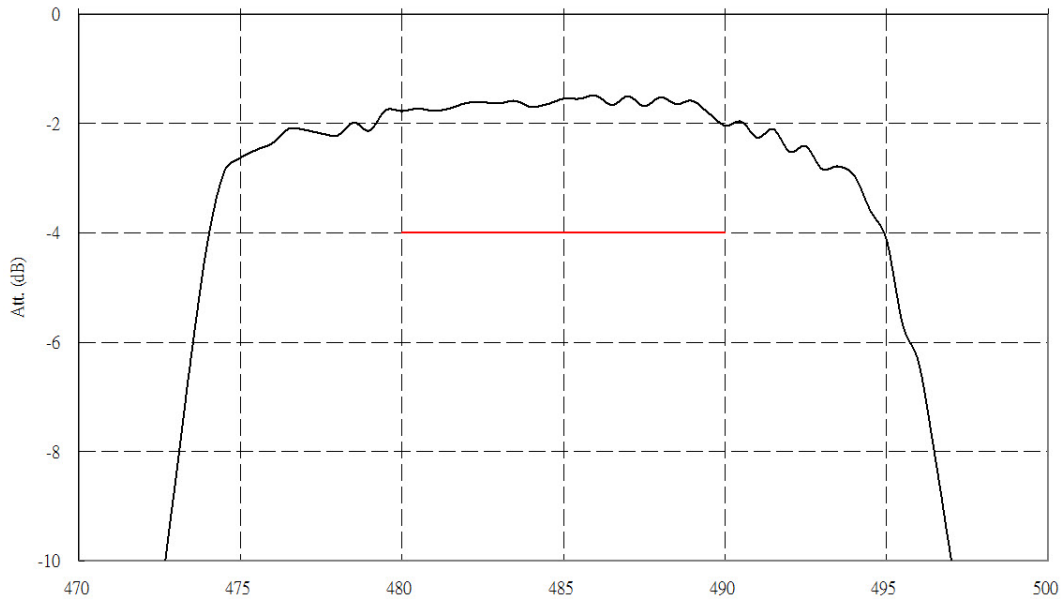
CAUTION: Electrostatic Sensitive Device. Observe precautions for handling.

NOTES:

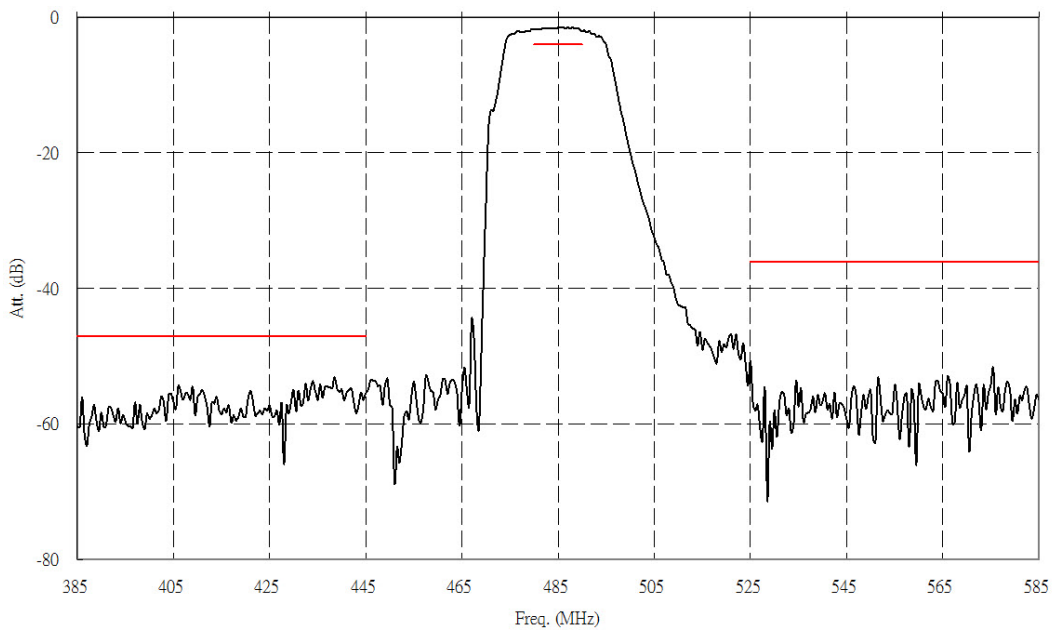
1. All specifications apply over the operating temperature range with filter soldered to the specified demonstration board unless noted otherwise.
2. Ultimate rejection is dependent on PCB layout.
3. Specifications subject to change without notice.
4. Electrostatic Sensitive Device. Observe precautions for handling.
5. US and international patents may apply.
6. Murata, stylized Murata logo, and Murata N.A., Inc. are registered trademarks of Murata Manufacturing Co., Ltd.

Frequency Characteristics

S21 Response: Center 485 MHz, 30 MHz span



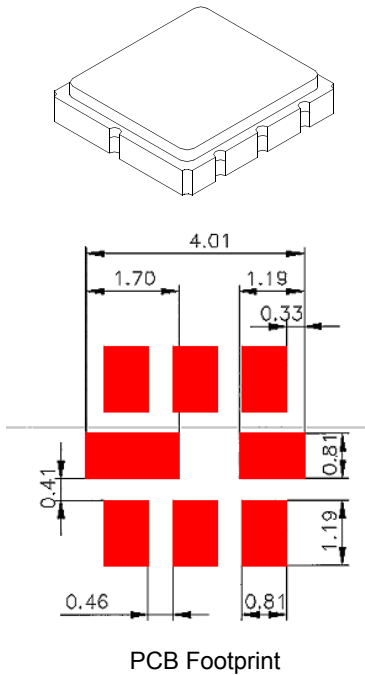
S21 Response: Center 485 MHz, 200 MHz span



SM3838-8 Case

8-Terminal Ceramic Surface-Mount Case

3.8 X 3.8 mm Nominal Footprint



Case Dimensions						
Dimension	mm			Inches		
	Min	Nom	Max	Min	Nom	Max
A	3.65	3.8	3.95		0.15	
B	3.65	3.8	3.95		0.15	
C			1.40		0.06	
D		1.0			0.04	
E		1.0			0.04	
F		0.6			0.02	
G	-	2.54	-		0.100	
H		1.5			0.06	

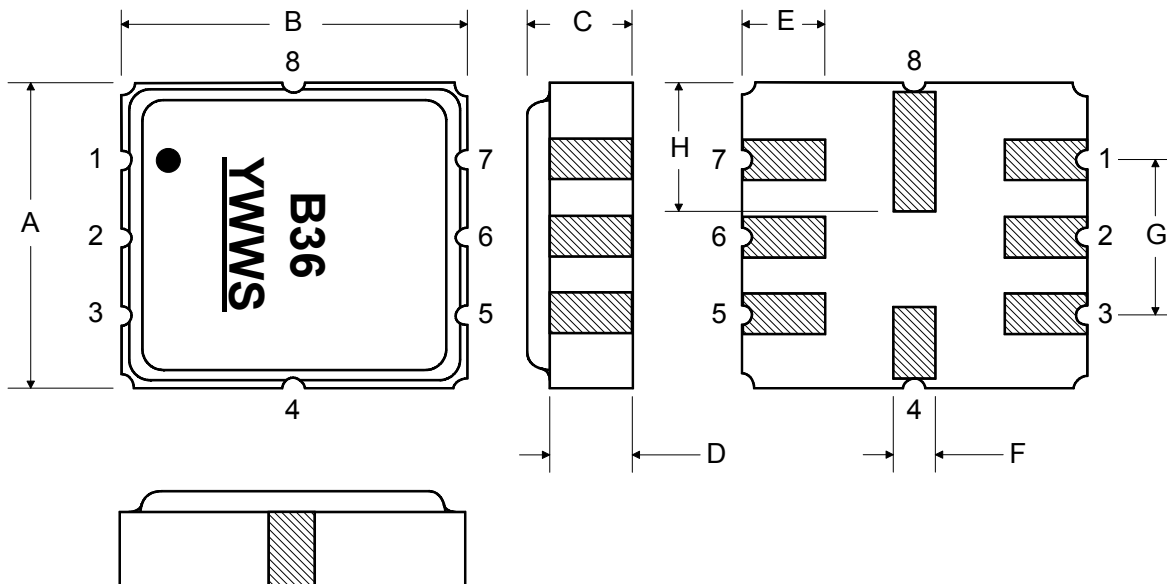
Electrical Connections		
	Connection	Terminals
Port 1	Input	2
Port 2	Output	6
	Ground	All Others

Dot Indicates Pin 1

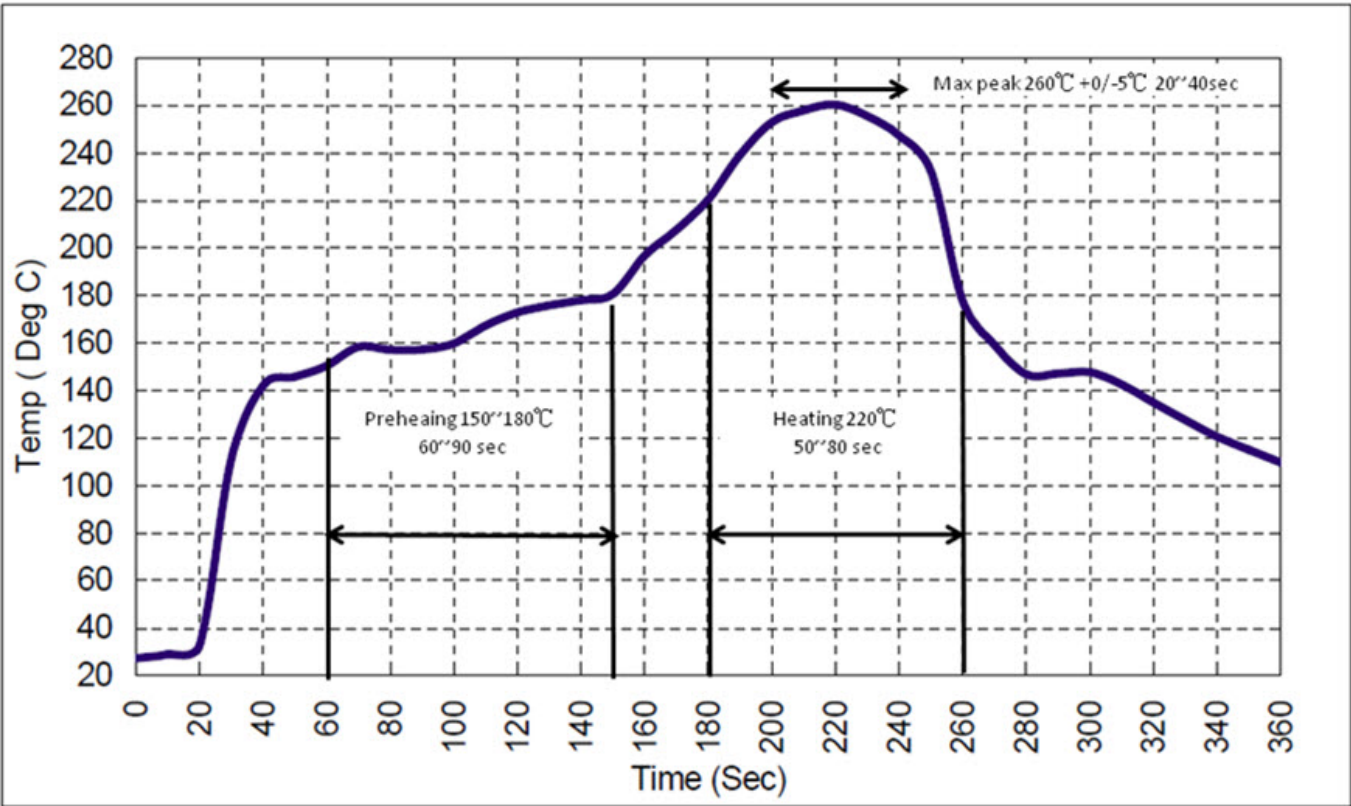
Materials	
Solder Pad Termination	Au plating 30 - 60 μ Inches (76.2-152 μ M) over 80-200 μ Inches (203-508 μ M) Ni.
Lid	Fe-Ni-Co Alloy Electroless Nickel Plate (8-11% Phosphorus) 100-200 μ Inches Thick
Body	Al ₂ O ₃ Ceramic
Pb Free	

TOP VIEW

BOTTOM VIEW



Reflow Profile



X-ON Electronics

Largest Supplier of Electrical and Electronic Components

Click to view similar products for [Signal Conditioning](#) category:

Click to view products by [RFM](#) manufacturer:

Other Similar products are found below :

[MAPDCC0001](#) [MAPDCC0004](#) [PD0409J5050S2HF](#) [880157](#) [HHS-109-PIN](#) [DC1417J5005AHF](#) [AFS14A30-2185.00-T3](#) [AFS14A35-1591.50-T3](#) [DS-323-PIN](#) [B39321R801H210](#) [1A0220-3](#) [JP510S](#) [LFB212G45SG8C341](#) [LFB322G45SN1A504](#) [LFL182G45TC3B746](#) [SF2159E](#) [30057](#) [FM-104-PIN](#) [CER0813B](#) [MAPDCC0005](#) [3A325](#) [40287](#) [41180](#) [ATB3225-75032NCT](#) [BD0810N50100AHF](#) [BD2425J50200AHF](#) [C5060J5003AHF](#) [JHS-115-PIN](#) [JP503AS](#) [DC0710J5005AHF](#) [DC2327J5005AHF](#) [DC3338J5005AHF](#) [43020](#) [LFB2H2G60BB1C106](#) [LFL15869MTC1B787](#) [X3C19F1-20S](#) [XC3500P-20S](#) [10013-20](#) [SF2194E](#) [CDBLB455KCAX39-B0](#) [TGL2208-SM, EVAL](#) [RF1353C](#) [1E1305-3](#) [1F1304-3S](#) [1G1304-30](#) [B0922J7575AHF](#) [2020-6622-20](#) [TP-102-PIN](#) [TP-103-PIN](#) [BD1222J50200AHF](#)