

# 5-channel stereo graphic equalizer

## BA3822LS / BA3822FS / BA3823LS / BA3824LS

The BA3822LS, BA3822FS, BA3823LS, and BA3824LS are monolithic, five-point stereo graphic equalizer ICs. Each IC has two channels, and the five center frequencies for each channel are independently set using external capacitors. These ICs feature a wide operating power supply voltage range ( $V_{CC} = 3.5V$  to  $14V$ ), and are available in compact 24-pin SZIP and SSOP packages, depending on the type. This makes them an ideal choice for home stereo systems, radio cassette players, and car stereos.

The difference between the ICs is the amount of boost and cut control. Choose according to the requirements of your application.

### ●Applications

Five-point stereo graphic equalizer for home and car stereo systems.

### ●Features

- 1) Allows construction of a five-point stereo graphic equalizer with a single IC.
- 2) Wide operating power supply voltage range ( $V_{CC} = 3.5V$  to  $14V$ ).
- 3) Low current dissipation ( $I_Q = 7mA$ ).
- 4) Available in compact SZIP/SSOP-A24 packages.

### ●Absolute maximum ratings ( $T_a = 25^\circ C$ )

Parameter	Symbol	Limits	Unit
Applied voltage	$V_{CC}$	16	V
Power dissipation	$P_d$	500*1 (SZIP) , 800*2 (SSOP)	mW
Operating temperature	$T_{opr}$	$-25 \sim +75$	$^\circ C$
Storage temperature	$T_{stg}$	$-55 \sim +125$	$^\circ C$

\*1 Reduced by 5mW for each increase in  $T_a$  of  $1^\circ C$  over  $25^\circ C$ .

\*2 Reduced by 8mW for each increase in  $T_a$  of  $1^\circ C$  over  $25^\circ C$ .

### ●Recommended operating conditions ( $T_a = 25^\circ C$ )

Parameter	Symbol	Min.	Typ.	Max.	Unit
Power supply voltage	$V_{CC}$	3.5	8	14	V

## ●Electrical characteristics

## BA3822LS and BA3822FS

(unless otherwise noted,  $T_a = 25^\circ\text{C}$ ,  $V_{CC} = 8\text{V}$ ,  $V_{IN} = 100\text{mV}_{\text{rms}}$  (1kHz),  $R_L = 20\text{k}\Omega$ , and  $F = \text{FLAT}$ )

Parameter	Symbol	Min.	Typ.	Max.	Unit	Conditions
Circuit current	$I_{CC}$	4.5	7	9.5	mA	No input
Maximum input voltage	$V_{INm}$	0.4	0.6	—	$V_{\text{rms}}$	THD=1%
Total harmonic distortion	THD	—	0.1	0.3	%	
Output noise voltage	$V_{ND}$	—	10	20	$\mu\text{V}_{\text{rms}}$	$R_{IN}=2.2\text{k}\Omega$
Input / output gain	$G_V$	-3	-1.5	0	dB	
Control range	CR	$\pm 9$	$\pm 11$	$\pm 14$	dB	
Stereo crosstalk	$CT_{L-R}$	60	70	—	dB	Between channels
Stereo balance	$CB_{L-R}$	-2	0	2	dB	Between channels

## BA3823LS

(unless otherwise noted,  $T_a = 25^\circ\text{C}$ ,  $V_{CC} = 8\text{V}$ ,  $V_{IN} = 100\text{mV}_{\text{rms}}$  (1kHz),  $R_L = 20\text{k}\Omega$ , and  $F = \text{FLAT}$ )

Parameter	Symbol	Min.	Typ.	Max.	Unit	Conditions
Circuit current	$I_{CC}$	4.3	6.7	9.2	mA	No input
Maximum input voltage	$V_{Om}$	0.5	0.6	—	$V_{\text{rms}}$	THD=1%
Total harmonic distortion	THD	—	0.01	0.3	%	
Output noise voltage	$V_{ND}$	—	3	20	$\mu\text{V}_{\text{rms}}$	$R_{IN}=2.2\text{k}\Omega$ , DIN AUDIO
Input / output gain	$G_V$	-1.0	0.5	1.5	dB	
Control range	CR	$\pm 7$	$\pm 10$	$\pm 13$	dB	
Crosstalk	CT	60	73	—	dB	Between channels
Channel balance	CB	-1.5	0	1.5	dB	Between channels
Ripple rejection ratio	RR	35	50	—	dB	$f=100\text{Hz}$ , $V_{IN}=-20\text{dBm}$

## BA3824LS

(unless otherwise noted,  $T_a = 25^\circ\text{C}$ ,  $V_{CC} = 8\text{V}$ ,  $V_{IN} = 100\text{mV}_{\text{rms}}$  (1kHz),  $R_L = 20\text{k}\Omega$ , and  $F = \text{FLAT}$ )

Parameter	Symbol	Min.	Typ.	Max.	Unit	Conditions
Circuit current	$I_{CC}$	4.5	7	9.5	mA	No input
Maximum input voltage	$V_{INm}$	0.4	0.6	—	$V_{\text{rms}}$	THD=1%
Total harmonic distortion	THD	—	0.1	0.3	%	
Output noise voltage	$V_{ND}$	—	10	20	$\mu\text{V}_{\text{rms}}$	$R_{IN}=2.2\text{k}\Omega$
Input / output gain	$G_V$	-3	-1.5	0	dB	
Control range	CR	$\pm 6$	$\pm 8.5$	$\pm 11$	dB	
Stereo crosstalk	$CT_{L-R}$	60	70	—	dB	Between channels
Stereo balance	$CB_{L-R}$	-2	0	2	dB	Between channels

● Differences between the BA3822LS, BA3822FS, BA3823LS and BA3824LS

● Control range gain

	Control range			Unit
	Min.	Typ.	Max.	
BA3822LS/BA3822FS	±9	±11	±14	dB
BA3823LS	±7	±10	±13	dB
BA3824LS	±6	±8.5	±11	dB

● External components

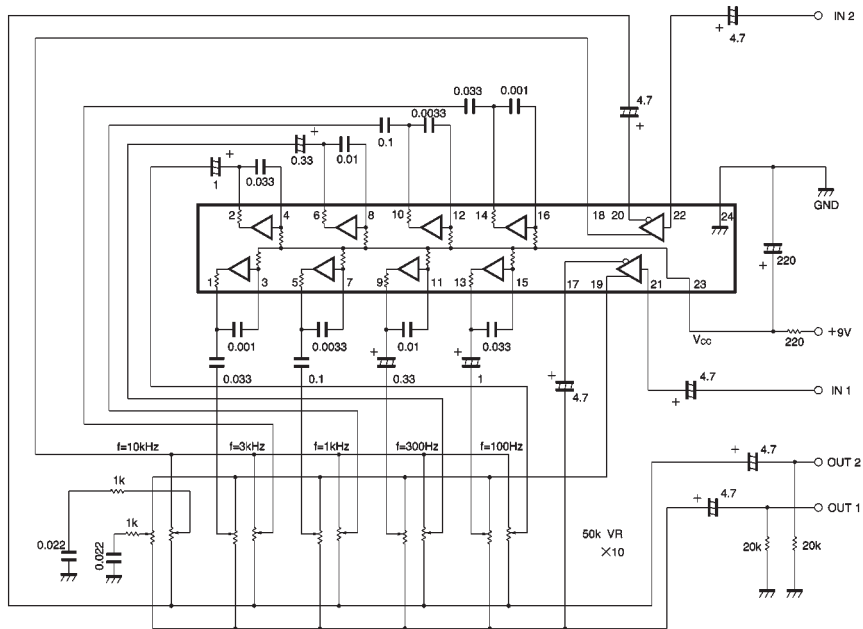
As the ICs have different control range gain, the external component values are different for the same center frequencies.

● Ripple rejection

The BA3823LS circuit design has excellent ripple rejection, and the external ripple filter can be omitted.

● Application examples

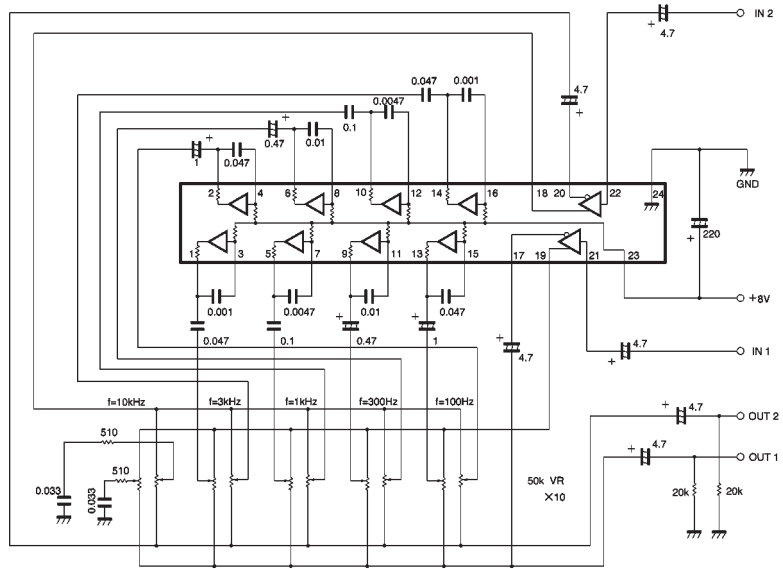
BA3822LS



- Units:  
 Resistance (carbon) : Ω (±5%)  
 Capacitance (film) : µF (±10%)  
 Capacitance (electrolytic) : µF (±20%)  
 Capacitance (ceramic) : pF (±10%)(680pF)  
 Potentiometer (carbon) : 50kΩ, B-type (±10%)

Fig.1

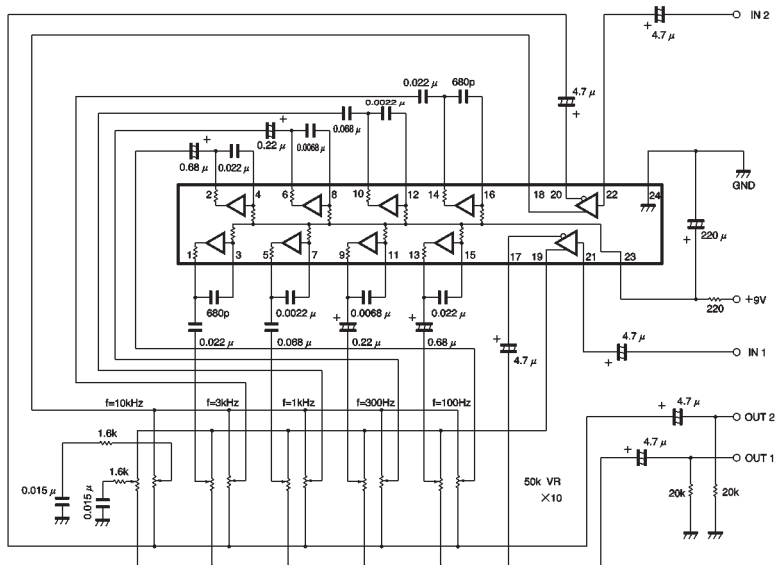
BA3823LS



- Units:  
 Resistance (carbon) :  $\Omega$  ( $\pm 5\%$ )  
 Capacitance (film) :  $\mu\text{F}$  ( $\pm 10\%$ )  
 Capacitance (electrolytic) :  $\mu\text{F}$  ( $\pm 20\%$ )  
 Capacitance (ceramic) :  $\text{pF}$  ( $\pm 10\%$ ) (680 pF)  
 Potentiometer (carbon) : 50k $\Omega$ , B-type ( $\pm 10\%$ )

Fig.2

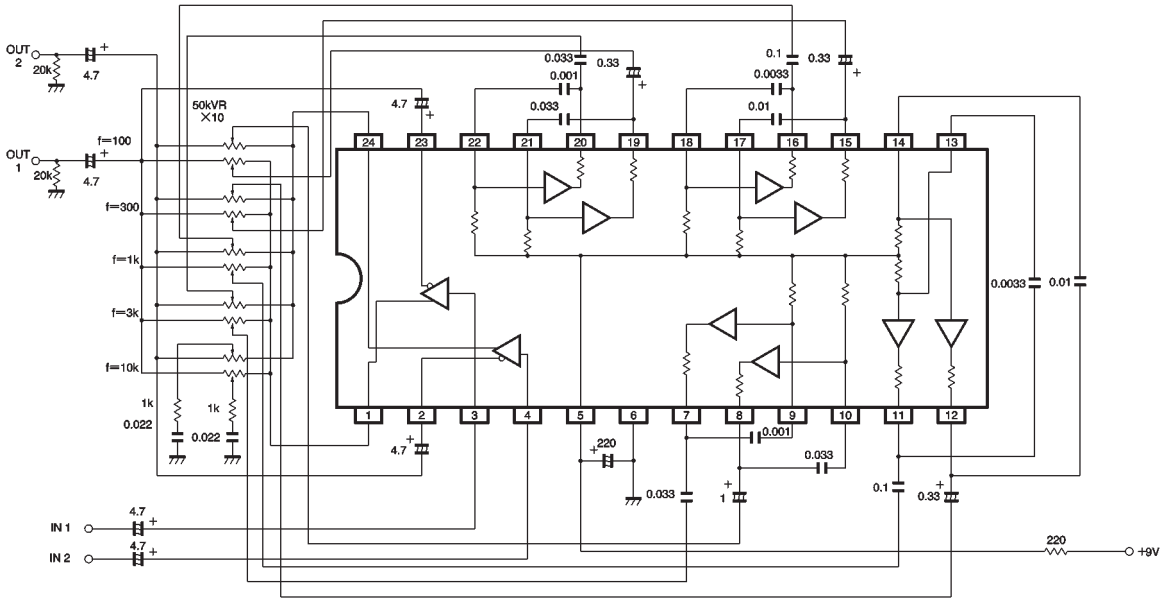
BA3824LS



- Units:  
 Resistance (carbon) :  $\Omega$  ( $\pm 5\%$ )  
 Capacitance (film) :  $\mu\text{F}$  ( $\pm 10\%$ )  
 Capacitance (electrolytic) :  $\mu\text{F}$  ( $\pm 20\%$ )  
 Capacitance (ceramic) :  $\text{pF}$  ( $\pm 10\%$ ) (680 pF)  
 Potentiometer (carbon) : 50k $\Omega$ , B-type ( $\pm 10\%$ )

Fig.3

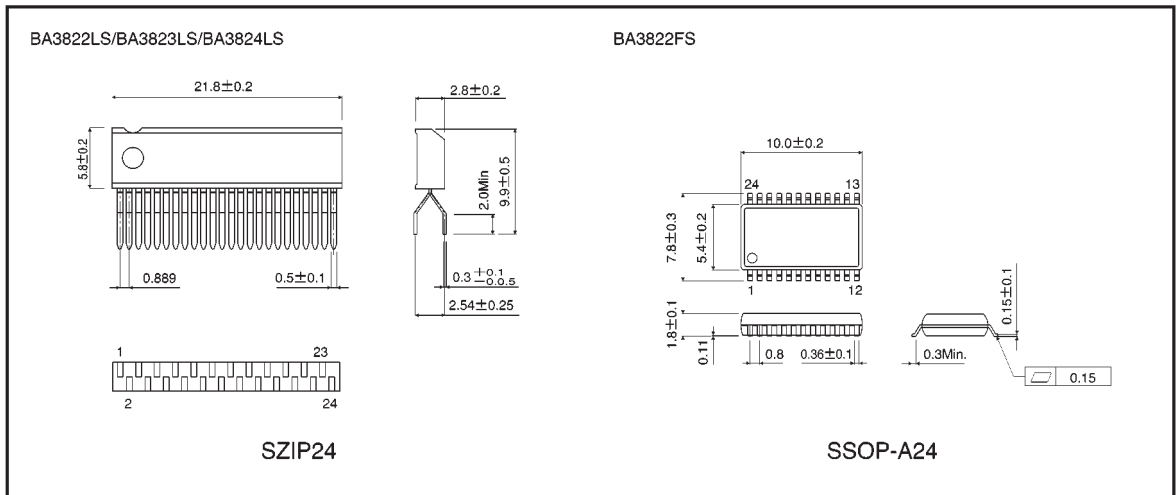
BA3822FS



- Units:  
 Resistance (carbon) : Ω (±5%)  
 Capacitance (film) : μF (±10%)  
 Capacitance (electrolytic) : μF (±20%)  
 Potentiometer (carbon) : 50kΩ, B-type (±10%)

Fig.4

● External dimensions (Units: mm)



## X-ON Electronics

Largest Supplier of Electrical and Electronic Components

*Click to view similar products for [Audio DSPs](#) category:*

*Click to view products by [ROHM](#) manufacturer:*

Other Similar products are found below :

[AT85C51SND3B1-RTTUL](#) [BR281W31A101V1G](#) [CS47048C-CQZR](#) [MAX9892ERT+T](#) [SB3231-E1](#) [HMC1022-SX](#) [SA3229-E1-T](#)  
[LC75056PE-H](#) [IA8201-RDI-01](#) [R3710-CEAA-E1](#) [HMC5622LS7TR](#) [TAS3204PAGR](#) [LC823450TA-2H](#) [LC823450XDTBG](#) [ZL38052LDG1](#)  
[ADAV4601BSTZ](#) [AD1954YSTZ](#) [ADAU1701JSTZ-RL](#) [AD1940YSTZ](#) [ADAU1702JSTZ](#) [PT2399](#) [XD567](#) [XD1881](#) [LM4863G-N20-R](#)  
[IA8201CQ](#) [SPK2611HM7H-1-2](#) [CM108B](#) [CM118B](#) [HS-100B](#) [CM108AH](#) [CMX823E4](#) [S1V30120F01A100](#) [CMX138AE1](#) [MAX9892ELTT](#)  
[LC786820E-6E03-3H](#) [DSPB56720AG](#) [LC823455XATBG](#) [XFS3031CNP](#) [ZL38060LDG1](#) [BD37033FV-ME2](#) [WT588H-16S](#) [WT588S-16S](#)  
[MC34118D](#) [BD3702FV-E2](#) [TEA1062NG-S16-R](#) [TM2313](#) [CD2399](#) [PT2314E](#) [PT2259-S](#) [TM2312](#)