

100-220VAC Input/5VDC (500mA) Output

Isolated AC/DC Converter

BP5720-5

● Absolute Maximum Ratings

Parameter	Symbol	Limits	Unit	Conditions
1-pin input voltage	V _D	500	V	
4-pin input voltage	V _{Nd}	+30 / -5	V	
1-pin input current	I _D	250	mA	
Maximum power	P _o	2.5	W	Refer to the derating curve
Withstanding voltage	V _I	2.5	kVrms	1 sec (primary - secondary : 1 - 6Pin, 9 - 12Pin short)
Allowable maximum surface temperature	T _{cmax}	105	°C	Ambient temperature + The module self-heating ≤ T _{cmax}
Operating temperature range	T _{opr}	-25 to +80	°C	
Storage temperature range	T _{stg}	-25 to +105	°C	

● Electrical Characteristics

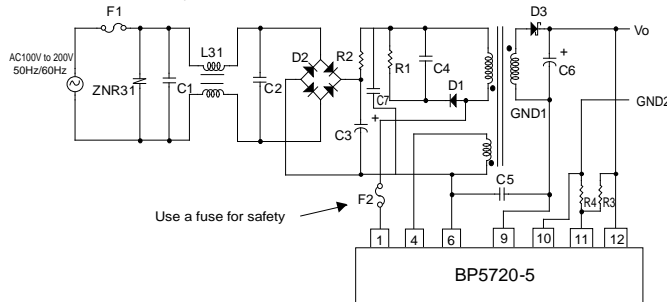
(Unless otherwise noted, V_i=141V, I_o=500mA, T_a=25°C) (V_o=5V, R₃/R₄=open)

Parameter	Symbol	Min.	Typ.	Max.	Unit	Conditions
Input voltage	V _i	113	141	374	V	I _o =500mA
Output voltage	V _o	4.75	5.0	5.25	V	
Output current	I _o	0	-	500	mA	
Line regulation	ΔV _r	-	10	100	mV	V _i =113V to 374V
Load regulation	ΔV _L	-	15	100	mV	I _o =0mA to 500mA
Output ripple voltage	Δγ	-	100	250	mVp-p	V _i =141V *1
Power conversion efficiency	η	70	78	-	%	

*1: Measured peak-to-peak, ripple current bandwidth (spike noise not included).

● Application Circuit

External Component Layout



Please verify operation and characteristics in the customer's circuit before actual usage. Ensure that the load current does not exceed the maximum rating.

Pin No.	Name	Function
1	Np-	Connect the negative side of the primary coil of the external transformer.
2	NC	NC pin
3	Skip	Skip
4	Nd+	This is connected to the plus side of the base coil wire of the external transformer.
5	NC	NC pin
6	V _i (-)	This is the primary side input minus terminal.
7	Skip	Skip
8	Skip	Skip
9	GND1	End of secondary output smoothing capacitor terminal.
10	GND2	Secondary 5V output GND terminal.
11	VADJ	Secondary output voltage fine-tuning terminal. Resistor has to be inserted between GND2 or V _o terminals.
12	V _o	This is the secondary side 5V output voltage control terminal. Insert the output smoothing capacitor 470 μF between GND.

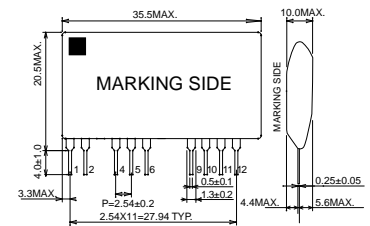
External Component Specifications

C1: Output smoothing capacitor	0.1μF/275VAC Safety regulation	R1: Resistor	100kΩ±5% 2W 300V or higher
C2: Noise reduction capacitor	0.1μF/275VAC Safety regulation	R2: Noise reduction resistor	1W or higher 10 to 22Ω
C3: Output smoothing capacitor	22μF/450V		Use if necessary
	Limits ripple current 100mA or higher	R3,4: Output voltage adjustment resistor	By changing R3, R4, it is possible to adjust output voltage.
C4: Input smoothing capacitor	2200pF/400V or higher		Refer to the output voltage adjustment notes at right
C5: Noise reduction capacitor	2200pF Safety regulation	L31: Line filter	10mH 0.2A or higher Safety regulation
C6: Output smoothing capacitor	470μF/10V Low impedance part	T1: Switching transformer	Ensure that it complies with safety regulations
C7: Noise reduction capacitor	630V or higher 0.1 to 0.22μF	F1: Fuse	Be sure to use this for safety.
	Use if necessary	F2: Fuse	Be sure to use this for safety.
D1: Noise reduction diode	800V/0.5A	ZNR31: Varistor	A varistor is required to protect against lightning surges and static electricity.
D2: Diode bridge	800V/1A		390V Safety regulation
D3: Rectifier diode	60V/2A		

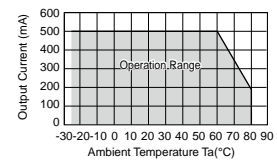
● Operation Notes

- An excessively large capacitance at C4 may cause the output to become inactive. Therefore, a capacitance between 470μF to 2200μF is recommended, with a risetime of 10ms or less.
- DC voltage after sourcing
- Overcurrent (reset type) protection circuit is built in, preventing damage from occurring due to unexpected conditions

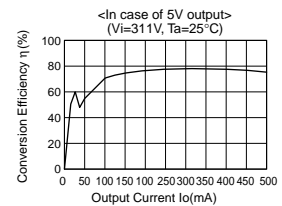
● Dimensions (Unit : mm)



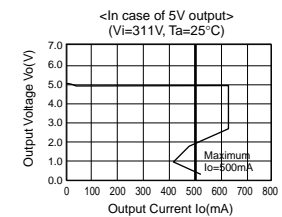
● Derating Curve



● Conversion Efficiency



● Load Regulation



<<Output voltage adjustment>>

Adjust the output voltage by varying R3 and R4.

- (1) Output voltage range: 4.0 to 6.0V
- (2) Output voltage equations
 $V_o < 5V, R_3 = (30.33V_o - 37.2) / (5 - V_o)k\Omega$
 $R_4 = \text{open}$
 $V_o = 5V, R_3, R_4 = \text{open}$
 $V_o > 5V, R_3 = \text{open}$
 $R_4 = 37.6092 / (V_o - 5)k\Omega$

Example) In case of V_o=5.3V
 $V_o > 5V, R_4 = 37.6092 / (5.3 - 5)k\Omega = 125.364k\Omega$
 Thus, R₃=open
 $R_4 = 120k\Omega (V_o = 5.313V)$

Power Module Usage Precautions

Safety Precautions

- 1) The products are designed and manufactured for use in ordinary electronic equipment (i.e. AV/OA/telecommunication/amusement equipment, home appliances). Please consult with the Company's (ROHM) sales staff if intended for use in devices requiring high reliability (e.g. medical/transport/aircraft/spacecraft equipment, nuclear power/fuel controllers, automotive/safety devices) and whose malfunction may result in injury or death. In this case, failsafe measures must be taken, including the following:
 - [a] Installation of protection circuits in order to improve system safety
 - [b] Incorporation of redundant circuits in the case of single-circuit failure
- 2) The products are designed for use under normal conditions. Application in special environments can cause a deterioration in product performance. Therefore, verification and confirmation of product performance, prior to use, is recommended. The following environments are considered to be 'special':
 - [a] Outdoors, exposed to direct sunlight or dust
 - [b] In contact with liquids, such as water, oils, chemicals, or organic solvents
 - [c] In areas where exposure to the sea air or corrosive gases (i.e. Cl₂, H₂S, NH₃, SO₂, NO₂) can occur
 - [d] In places where the products may be in contact with static electricity or electromagnetic waves
 - [e] In proximity to heat-producing items, plastic cords, or flammable materials
 - [f] In contact with sealing or coating products, such as resin
 - [g] In contact with unclean solder or exposed to water or water-soluble cleaning agents used after soldering
 - [h] In areas where dew condensation occurs
- 3) The products are not designed to be radiation resistant
- 4) The Company is not responsible for any problems resulting from use of the products under conditions not recommended herein.
- 5) The Company should be notified of any product safety issues. Moreover, product safety issues should be periodically monitored by the customer.

Application Notes

- 1) A sufficient margin must be allowed if changes are made to the peripheral circuit due to variations in the inherent tolerances of the external components as well as transient and static characteristics. In addition, please be aware that the Company has not conducted investigations on whether or not particular changes in the example application circuits would result in patent infringement.
- 2) The application examples, their constants, and other types of information contained herein are applicable only when the products are used in accordance with standard methods. Therefore, if mass production is intended, sufficient consideration to external conditions must be made.

Notes Regarding Industrial Property

- 1) The specifications included herein contain information related to the Company's industrial property. Their use other than pertaining to the relevant products is forbidden. Duplication and/or disclosure to a third party without express written permission is strictly prohibited.
- 2) Product information and data, including application examples, contained in the specifications are for reference purposes only; the Company does not guarantee the industrial/intellectual property rights or any other rights of a third party. Accordingly, the Company shall not bear responsibility for:
 - [a] Infringement of the intellectual property rights of a third party
 - [b] Problems arising from the use of the products listed herein
- 3) The Company prohibits the purchaser from exercising or using the intellectual/industrial property rights or any rights belonging to or are controlled by the Company, other than the right to use, sell, or dispose of the products.

Power Module Usage Precautions

Safety Precautions

- 1) The products are designed and manufactured for use in ordinary electronic equipment (i.e. AV/OA/telecommunication/amusement equipment, home appliances). Please consult with the Company's (ROHM) sales staff if intended for use in devices requiring high reliability (e.g. medical/transport/aircraft/spacecraft equipment, nuclear power/fuel controllers, automotive/safety devices) and whose malfunction may result in injury or death. In this case, failsafe measures must be taken, including the following:
 - [a] Installation of protection circuits in order to improve system safety
 - [b] Incorporation of redundant circuits in the case of single-circuit failure
- 2) The products are designed for use under normal conditions. Application in special environments can cause a deterioration in product performance. Therefore, verification and confirmation of product performance, prior to use, is recommended. The following environments are considered to be 'special':
 - [a] Outdoors, exposed to direct sunlight or dust
 - [b] In contact with liquids, such as water, oils, chemicals, or organic solvents
 - [c] In areas where exposure to the sea air or corrosive gases (i.e. Cl₂, H₂S, NH₃, SO₂, NO₂) can occur
 - [d] In places where the products may be in contact with static electricity or electromagnetic waves
 - [e] In proximity to heat-producing items, plastic cords, or flammable materials
 - [f] In contact with sealing or coating products, such as resin
 - [g] In contact with unclean solder or exposed to water or water-soluble cleaning agents used after soldering
 - [h] In areas where dew condensation occurs
- 3) The products are not designed to be radiation resistant
- 4) The Company is not responsible for any problems resulting from use of the products under conditions not recommended herein.
- 5) The Company should be notified of any product safety issues. Moreover, product safety issues should be periodically monitored by the customer.

Application Notes

- 1) A sufficient margin must be allowed if changes are made to the peripheral circuit due to variations in the inherent tolerances of the external components as well as transient and static characteristics. In addition, please be aware that the Company has not conducted investigations on whether or not particular changes in the example application circuits would result in patent infringement.
- 2) The application examples, their constants, and other types of information contained herein are applicable only when the products are used in accordance with standard methods. Therefore, if mass production is intended, sufficient consideration to external conditions must be made.

Notes Regarding Industrial Property

- 1) The specifications included herein contain information related to the Company's industrial property. Their use other than pertaining to the relevant products is forbidden. Duplication and/or disclosure to a third party without express written permission is strictly prohibited.
- 2) Product information and data, including application examples, contained in the specifications are for reference purposes only; the Company does not guarantee the industrial/intellectual property rights or any other rights of a third party. Accordingly, the Company shall not bear responsibility for:
 - [a] Infringement of the intellectual property rights of a third party
 - [b] Problems arising from the use of the products listed herein
- 3) The Company prohibits the purchaser from exercising or using the intellectual/industrial property rights or any rights belonging to or are controlled by the Company, other than the right to use, sell, or dispose of the products.

Notes

No copying or reproduction of this document, in part or in whole, is permitted without the consent of ROHM Co.,Ltd.

The content specified herein is subject to change for improvement without notice.

The content specified herein is for the purpose of introducing ROHM's products (hereinafter "Products"). If you wish to use any such Product, please be sure to refer to the specifications, which can be obtained from ROHM upon request.

Examples of application circuits, circuit constants and any other information contained herein illustrate the standard usage and operations of the Products. The peripheral conditions must be taken into account when designing circuits for mass production.

Great care was taken in ensuring the accuracy of the information specified in this document. However, should you incur any damage arising from any inaccuracy or misprint of such information, ROHM shall bear no responsibility for such damage.

The technical information specified herein is intended only to show the typical functions of and examples of application circuits for the Products. ROHM does not grant you, explicitly or implicitly, any license to use or exercise intellectual property or other rights held by ROHM and other parties. ROHM shall bear no responsibility whatsoever for any dispute arising from the use of such technical information.

The Products specified in this document are intended to be used with general-use electronic equipment or devices (such as audio visual equipment, office-automation equipment, communication devices, electronic appliances and amusement devices).

The Products specified in this document are not designed to be radiation tolerant.

While ROHM always makes efforts to enhance the quality and reliability of its Products, a Product may fail or malfunction for a variety of reasons.

Please be sure to implement in your equipment using the Products safety measures to guard against the possibility of physical injury, fire or any other damage caused in the event of the failure of any Product, such as derating, redundancy, fire control and fail-safe designs. ROHM shall bear no responsibility whatsoever for your use of any Product outside of the prescribed scope or not in accordance with the instruction manual.

The Products are not designed or manufactured to be used with any equipment, device or system which requires an extremely high level of reliability the failure or malfunction of which may result in a direct threat to human life or create a risk of human injury (such as a medical instrument, transportation equipment, aerospace machinery, nuclear-reactor controller, fuel-controller or other safety device). ROHM shall bear no responsibility in any way for use of any of the Products for the above special purposes. If a Product is intended to be used for any such special purpose, please contact a ROHM sales representative before purchasing.

If you intend to export or ship overseas any Product or technology specified herein that may be controlled under the Foreign Exchange and the Foreign Trade Law, you will be required to obtain a license or permit under the Law.



Thank you for your accessing to ROHM product informations.
More detail product informations and catalogs are available, please contact us.

ROHM Customer Support System

<http://www.rohm.com/contact/>

X-ON Electronics

Largest Supplier of Electrical and Electronic Components

Click to view similar products for [AC/DC Converters](#) category:

Click to view products by [ROHM](#) manufacturer:

Other Similar products are found below :

[BP5722A12](#) [ICE3AR0680VJZ](#) [ICE3AR2280CJZ](#) [ICE3BR0680JZ](#) [ICE3BR2280JZ](#) [SEA01](#) [FAN7621SSJX](#) [BP5011](#) [BP5055-12](#) [BP5718A12](#)
[ICE2QR4780Z](#) [NCP1124BP100G](#) [AP3983EP7-G1](#) [ICE2QR4765](#) [TEA19363T/1J](#) [AP3125CMKTR-G1](#) [ICE3AR10080CJZ](#) [SC1076P065G](#)
[47132](#) [47220](#) [47225](#) [APR3415BMTR-G1](#) [NCP1126BP100G](#) [HF500GP-40](#) [TNY179PN](#) [ICE3AR10080JZXKLA1](#) [BM2P0361-Z](#)
[BM2P249Q-Z](#) [BM521Q25F-GE2](#) [INN3164C-H107-TL](#) [HR1001CGS-P](#) [HR1001LGS-P](#) [BM2P131X-Z](#) [BM2P161X-Z](#) [BM2P181X-Z](#)
[BM2P201X-Z](#) [BM2P241X-Z](#) [LNK576DG-TL](#) [INN3278C-H215-TL](#) [INN3278C-H217-TL](#) [INN3678C-H605-TL](#) [INN3947CQ-TL](#)
[INN3073M-H606-TL](#) [INN4075C-H181-TL](#) [LNK3317D-TL](#) [INN4074C-H182-TL](#) [INN4075C-H182-TL](#) [LNK3316D-TL](#) [LNK3306D-TL](#)
[LNK3307D-TL](#)