

# Power management (dual digital transistors)

## EMC4 / UMC4N / FMC4A

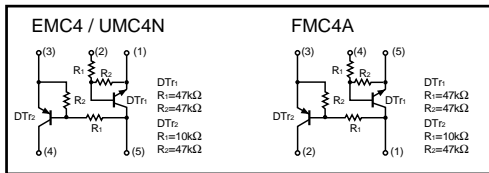
**●Features**

- 1) Both the DTA114Y chip and DTC114E chip in a EMT or UMT or SMT package.
- 2) Ideal for power switch circuits.
- 3) Mounting cost and area can be cut in half.

**●Structure**

Epitaxial planar type  
NPN / PNP silicon transistor (Built-in resistor type.)

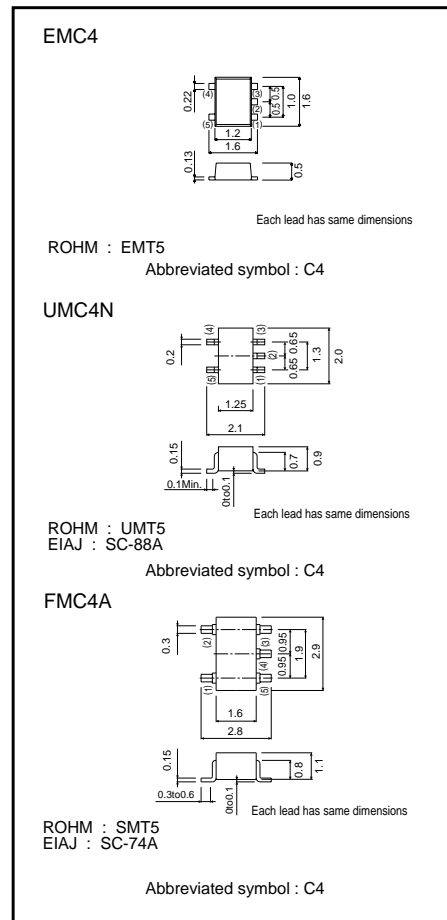
**●Equivalent circuit**



**●Packaging specifications**

Type	Package	Taping		
	Code	T2R	TR	T148
	Basic ordering unit (pieces)	8000	3000	3000
EMC4	○	—	—	—
UMC4N	—	○	—	—
FMC4A	—	—	—	○

**●External dimensions (Units : mm)**



## Transistors

## ● Absolute maximum ratings (Ta = 25°C)

Parameter	Symbol	Limits		Unit	
		DTr1	DTr2		
Supply voltage	V <sub>CC</sub>	50	-50	V	
Input voltage	V <sub>IN</sub>	40	-40	V	
		-10	6		
Output current	I <sub>o</sub>	30	-100	mA	
	I <sub>C (Max.)</sub>	100	-100		
Power dissipation	EMC4, UMC4N	Pd		150 (TOTAL)	mW
	FM4A			300 (TOTAL)	
Junction temperature	T <sub>j</sub>	150		°C	
Storage temperature	T <sub>stg</sub>	-55→+150		°C	

\*1 120mW per element must not be exceeded.

\*2 200mW per element must not be exceeded.

## ● Electrical characteristics (Ta = 25°C)

## DTr1

Parameter	Symbol	Min.	Typ.	Max.	Unit	Conditions
Input voltage	V <sub>I (off)</sub>	-	-	0.5	V	V <sub>CC</sub> =5V, I <sub>o</sub> =100μA
	V <sub>I (on)</sub>	3	-	-		V <sub>o</sub> =0.3V, I <sub>o</sub> =2mA
Output voltage	V <sub>O (on)</sub>	-	0.1	0.3	V	I <sub>o</sub> =10mA, I <sub>i</sub> =0.5mA
Input current	I <sub>i</sub>	-	-	0.18	mA	V <sub>I</sub> =5V
Output current	I <sub>O (off)</sub>	-	-	0.5	μA	V <sub>CC</sub> =50V, V <sub>I</sub> =0V
DC current gain	G <sub>I</sub>	68	-	-	-	V <sub>o</sub> =5V, I <sub>o</sub> =5mA
Transition frequency	f <sub>T</sub>	-	250	-	MHz	V <sub>CE</sub> =10mA, I <sub>E</sub> =-5mA, f=100MHz *
Input resistance	R <sub>1</sub>	32.9	47	61.1	kΩ	-
Resistance ratio	R <sub>2</sub> /R <sub>1</sub>	0.8	1	1.2	-	-

\* Transition frequency of the device

## DTr2

Parameter	Symbol	Min.	Typ.	Max.	Unit	Conditions
Input voltage	V <sub>I (off)</sub>	-	-	-0.3	V	V <sub>CC</sub> =-5V, I <sub>o</sub> =-100μA
	V <sub>I (on)</sub>	-1.4	-	-		V <sub>o</sub> =-0.3V, I <sub>o</sub> =-1mA
Output voltage	V <sub>O (on)</sub>	-	-0.1	-0.3	V	I <sub>o</sub> =-5mA, I <sub>i</sub> =-0.25mA
Input current	I <sub>i</sub>	-	-	-0.88	mA	V <sub>I</sub> =-5V
Output current	I <sub>O (off)</sub>	-	-	-0.5	μA	V <sub>CC</sub> =-50V, V <sub>I</sub> =0V
DC current gain	G <sub>I</sub>	68	-	-	-	V <sub>o</sub> =-5V, I <sub>o</sub> =-5mA
Transition frequency	f <sub>T</sub>	-	250	-	MHz	V <sub>CE</sub> =10mA, I <sub>E</sub> =-5mA, f=100MHz *
Input resistance	R <sub>1</sub>	7	10	13	kΩ	-
Resistance ratio	R <sub>2</sub> /R <sub>1</sub>	3.7	4.7	5.7	-	-

\* Transition frequency of the device

Transistors

● Electrical characteristic curves

DTr1 (NPN)

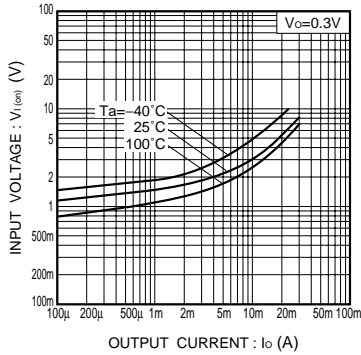


Fig.1 Input voltage vs. output current (ON characteristics)

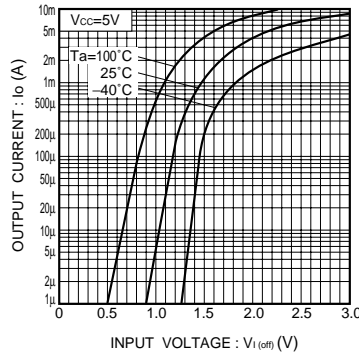


Fig.2 Output current vs. input voltage (OFF characteristics)

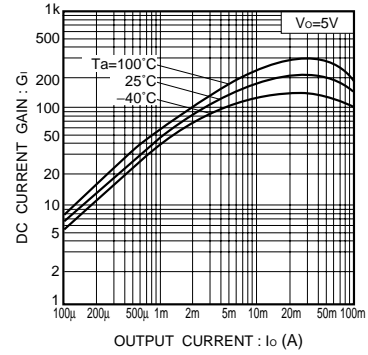


Fig.3 DC current gain vs. output current

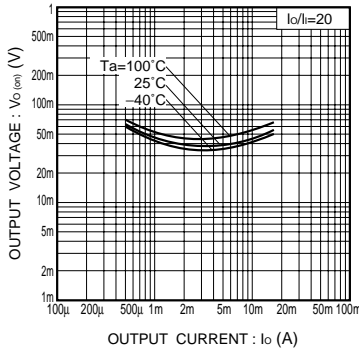


Fig.4 Output voltage vs. output current

DTr2 (PNP)

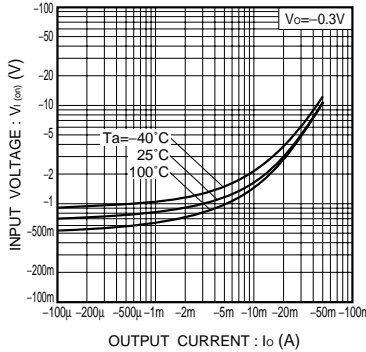


Fig.5 Input voltage vs. output current (ON characteristics)

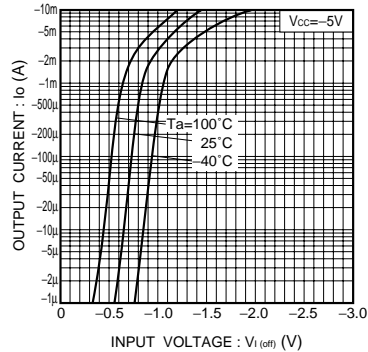


Fig.6 Output current vs. input voltage (OFF characteristics)

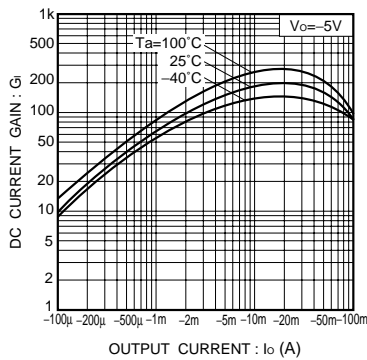


Fig.7 DC current gain vs. output current

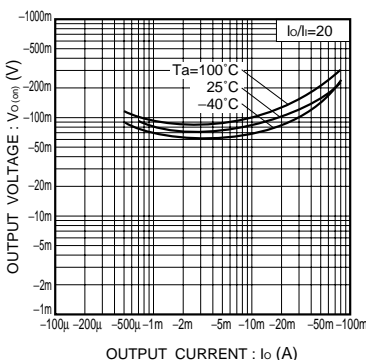


Fig.8 Output voltage vs. output current

## X-ON Electronics

Largest Supplier of Electrical and Electronic Components

*Click to view similar products for [Bipolar Transistors - Pre-Biased](#) category:*

*Click to view products by [ROHM](#) manufacturer:*

Other Similar products are found below :

[RN1607\(TE85L,F\)](#) [DTA124GKAT146](#) [DTA144WETL](#) [DTA144WKAT146](#) [DTC113EET1G](#) [DTC115TKAT146](#) [DTC144ECA-TP](#)  
[DTC144VUAT106](#) [MUN5241T1G](#) [BCR158WH6327XTSA1](#) [NSBA114TDP6T5G](#) [NSBA143ZF3T5G](#) [NSBC114YF3T5G](#) [NSBC123TF3T5G](#)  
[SMUN5235T1G](#) [SMUN5330DW1T1G](#) [SSVMUN5312DW1T2G](#) [RN1303\(TE85L,F\)](#) [RN4605\(TE85L,F\)](#) [TTEPROTOTYPE79](#)  
[DDTC114EUAQ-7-F](#) [EMH15T2R](#) [SMUN2214T3G](#) [NSBC114TF3T5G](#) [NSBC143ZPDP6T5G](#) [NSVMUN5113DW1T3G](#)  
[SMUN5230DW1T1G](#) [SMUN5133T1G](#) [SMUN2214T1G](#) [DTC114EUA-TP](#) [NSBA144EF3T5G](#) [NSVDTA114EET1G](#) [2SC2223-T1B-A](#)  
[2SC3912-TB-E](#) [SMUN5237DW1T1G](#) [SMUN5213DW1T1G](#) [SMUN5114DW1T1G](#) [SMUN2111T1G](#) [NSVDTC144EM3T5G](#) [DTC124ECA-](#)  
[TP](#) [DTC123TM3T5G](#) [DTA114ECA-TP](#) [DTA113EM3T5G](#) [DCX115EK-7-F](#) [DTC113EM3T5G](#) [NSVMUN5135DW1T1G](#)  
[NSVMUN2237T1G](#) [NSVDTC143ZM3T5G](#) [SMUN5335DW1T2G](#) [SMUN5216DW1T1G](#)