



**Product information**

Standard MIL-STD-22520/5-01  
 Special attachment 2 pins for locking the crimp inserts in place

**Suitable cables**

For crimping various sizes and types of ferrules, coaxial connectors, contacts, splices and terminal lugs to cables and wires with interchangeable crimp inserts

**Weight**

Weight 598 g/pce

While the information has been carefully compiled to the best of our knowledge, nothing is intended as representation or warranty on our part and no statement herein shall be construed as recommendation to infringe existing patents. In the effort to improve our products, we reserve the right to make changes judged to be necessary.

Draft	Date	Approved	Date	Rev.	Engineering change number	Name	Date	
Rong Fang	23/06/05	F. Schmidhammer	13.02.15	d00	15-0184	Fl. Öllerer	13.02.15	
Rosenberger Hochfrequenztechnik GmbH & Co. KG P.O.Box 1260 D-84526 Tittmoning Germany <a href="http://www.rosenberger.de">www.rosenberger.de</a>				Tel.: +49 8684 18-0 email: <a href="mailto:info@rosenberger.de">info@rosenberger.de</a>			Page 1 / 3	

**OPEN FRAME HAND CRIMP TOOLS HX3 AND HX4**

**DMC DANIELS MANUFACTURING CORPORATION DATA SHEET**

THIS HAND TOOL MUST NOT BE USED IN ANY POWERED "PRESS" AS DEFINED BY OSHA AT CFR 1910.211 (46)

SEE REVERSE SIDE FOR IMPORTANT INFORMATION CONCERNING LIMITED WARRANTY, AND LIMITATION OF LIABILITY.

HOW TO USE THE DANIELS HX3 (M22520/10-01) AND HX4 (M22520/5-01) CRIMPING TOOLS AND DIES

**GENERAL INFORMATION**

The DANIELS HX series of crimping tools is designed to crimp various sizes and types of ferrules, coaxial connectors, contacts, splices and terminal lugs to cables and wires. Interchangeable dies may be installed and locked in place with pins.

**CAUTION:** BEFORE ATTEMPTING TO REMOVE DIES FROM TOOL, ASSURE THAT ALL LOCK PINS HAVE BEEN REMOVED (SEE FIGURE 4). FAILURE TO DO SO MAY RESULT IN SERIOUS DAMAGE TO THE TOOL.

**DIE INSTALLATION**

1. Align die rail slots in die halves with the rail in crimping tool and push shank of dies into holes. Dies will snap into place. (See Figure 1)
2. Close handle to make sure dies are properly seated. The tool is now ready for use.

**DIE REMOVAL**

1. With crimping tool handle open, place die removal tool against end of knock-out pin and tap gently with small hammer (See Figure 2). The die will be released from the front die holder. It can now be removed by hand.
2. Close the crimping tool handle and slide the die removal tool between the die and tool body (See Figure 3). Pull handle open with a snap action. The die will be released and can then be removed by hand.

**PERMANENT DIE ASSEMBLY**

1. Install dies in crimping tool.
2. Drive lock pins, supplied with dies, through holes and flush with outside surfaces. Long pin through tool body and short pin through push rod. (see Figure 4)

**NOTE:** Die removal tool part number HX3-82 is furnished with crimping tool. (If die removal tool is not available, a rod approximately 3/16" diameter X 1 3/4" long may be used)

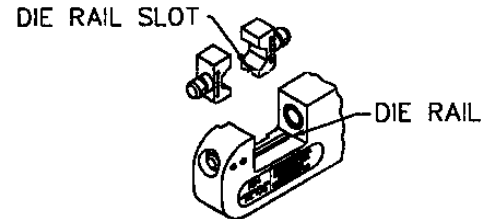


FIG. 1

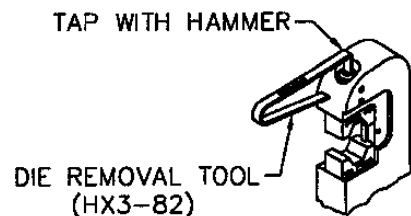


FIG. 2

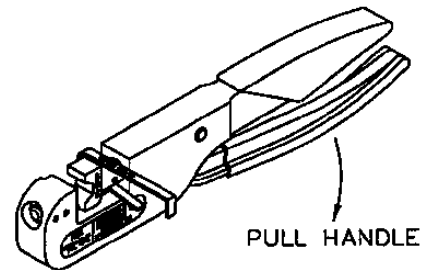


FIG. 3

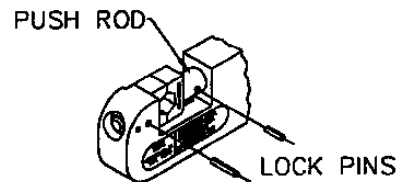


FIG. 4

**NOTE:** Use "X" series dies with HX3 and "Y" series dies with HX4 tools.

DANIELS MANUFACTURING CORP., 526 THORPE ROAD, ORLANDO, FL 32824, USA, PHONE 407/855-6161, FAX 407/855-6884  
 COPYRIGHT © 1999 DANIELS MANUFACTURING CORP., USA. ALL RIGHTS RESERVED.

2/99

REV. B

HX-DS

RF\_35/12.04/3.0

Crimping Tool

**11W150-000****GENERAL INFORMATION**

The DANIELS HX3 and HX4 series crimp tools feature a system of interchangeable dies. There are already a wide variety of these dies, available at DANIELS, for both HX3 and HX4 tool frames. As new requirements evolve, the ongoing process of developing new die sets continues.

**CARE OF TOOL**

There is virtually no maintenance required.

We strongly recommend that you:

1. DO NOT immerse tools in cleaning solution.
2. DO NOT spray oil into tool to lubricate.
3. DO NOT attempt to disassemble tool or make repairs.

This is a precision crimping tool and should be handled as such.

DMC offers complete refurbishing and recalibration services.

DMC specially engineers and manufactures complete tool kits to satisfy individual customer requirements, such as total aircraft support, general shop maintenance or production, on board ship and vehicle service, etc.

**LIMITATION OF LIABILITY**

DANIELS MANUFACTURING CORPORATION IS NOT LIABLE FOR CONSEQUENTIAL OR SPECIAL DAMAGES OF ANY NATURE OR KIND RESULTING FROM THE USE, OR MISUSE, OF ANY OF ITS PRODUCTS. OWNERS AND USERS OF DMC PRODUCTS ASSUME FULL RESPONSIBILITY FOR INSTRUCTING THEIR EMPLOYEES IN THE PROPER AND SAFE USE OF SUCH PRODUCTS.

**LIMITED WARRANTY**

DMC (Daniels Manufacturing Corporation) warrants each new product sold by it to be free from defects in material and workmanship under normal use and service. DMC's obligation under this warranty is limited to the free correction or, at DMC's option, the refund of the purchase price of any such product which proves defective in normal service within ninety (90) days after delivery to the first user, provided that the product is returned to DMC with all transportation charges prepaid and which shall appear to DMC's satisfaction, after DMC's inspection, to have been defective in material or workmanship. It being understood that DMC products are not consumer products. This warranty shall not cover any damage to any product which, in the opinion of DMC, was caused by normal wear, misuse, improper operation, tampering, neglect or accident. This warranty is in lieu of all other warranties express or implied. No warranty, express or implied, is made or authorized to be made or assumed with respect to products of Daniels Manufacturing Corporation other than those herein set forth.

## X-ON Electronics

Largest Supplier of Electrical and Electronic Components

*Click to view similar products for [Crimpers / Crimping Tools](#) category:*

*Click to view products by [Rosenberger](#) manufacturer:*

Other Similar products are found below :

[010-0096](#) [CT150-2-D02](#) [CT150-6-RH07](#) [622-6441LF](#) [63484-3701](#) [63800-8355](#) [63819-1875](#) [63819-2875](#) [63819-4475](#) [63827-5375](#) [64005-0175](#) [662903-2](#) [690602-6](#) [7-23471-1](#) [734611-1](#) [762637-1](#) [811242-5](#) [91362-1](#) [1-21002-3](#) [1-21002-7](#) [12118040](#) [12085270](#) [12387119-6](#) [1-22548-4](#) [125442-1](#) [DCE.91.073.BVC](#) [DCE.91.090.3MVM](#) [DCE.91.162.BVCM](#) [DCE.91.202.BVCM](#) [1310G2](#) [1333249-1](#) [1-354003-0](#) [1338301-1](#) [DF62/RE-MD](#) [142321](#) [AP105-DF11-2428S\(64\)](#) [1456088-1](#) [1-45804-6](#) [15397700](#) [AX100749](#) [1-59619-7](#) [1596970-1](#) [1-59619-8](#) [1901238-2](#) [2119581-1](#) [K761](#) [KTH-1079](#) [KTH-2022](#) [KTH-2260](#) [904139-1](#)