

承认书

APPROVAL SHEET

客户
Customer :

品名
Description : 固体电解质铝电解电容器(E-CAP)

客户料号
Part No. :

瑞隆料号
Ruiling Part No. : 8221LDMAA08M2RR00T

商标
Brand : RLM2

系列
Series : M2

规格
Specification : 220 μ F/25V Φ 6.3*8L

形状
Type : SMD

| 供应商 Vendor | | 客户 Customer | |
|----------------|----------------|----------------|-------------|
| 核准 Approver | 编制 Designer | 核准 Approver | 检验 Check |
| | | | |

承认后, 请签回一份, 在下正式订单前如未签回承认书, 视同默认本公司的相关标准及技术指标。
After approved, please sign back 1 Approval Sheet before order. If not, we will treat it as tacitly acknowledged and accepted our relative standard and technical index.

肇庆市瑞隆电子有限公司

Zhao Qing Ruiling Electronic Co. Ltd

中国广东省肇庆市端州八路

No.8, duozhou, zhaqing city, guangdong province, China

TEL: (0758) 6923097

FAX: (0758) 6923096



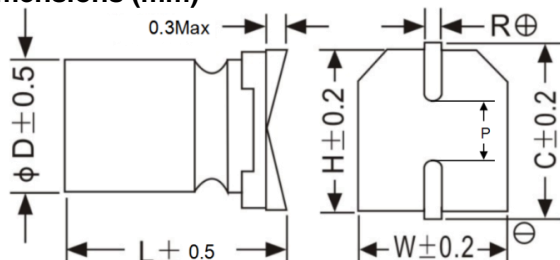
M2 Series

- Low ESR, High ripple, miniaturized
- SMD type: lead free reflow soldering condition at 260°C peak correspondence
- RoHS Compliant

规格表 Specifications

| 项目 Items | 特性参数 Characteristics | | |
|--|---|-------------------------------|-----------------|
| 使用温度范围 Category Temperature Range | -55 ~ +105 °C | | |
| 额定工作电压范围 Rated Voltage Range | 2.5 ~ 25V | | |
| 静电容量允许偏差 Capacitance tolerance | ±20%(M) (at 20°C,120Hz) | | |
| 漏电流 Leakage Current | 施加额定工作电压2分钟后读数, 小于或等于规格值 (at 20°C) I≤0.2CV 或500μA (取大值) Less than or equal to the specified value. After 2 minutes application of rated Voltage at 20°C | | |
| 损耗角正切值tanδ Dissipation Factor | Rated voltage (V) | 2.5~25 | (at 20°C,120Hz) |
| | tanδ (Max.) | 0.12 | |
| 温度特性 Low Temperature Characteristics (Max.Impedance Ratio) | Z(-25°C)/Z(+20°C) | ≦ 1.25 | (100KHz) |
| | Z(-55°C)/Z(+20°C) | ≦ 1.25 | |
| 耐久性 Endurance | 105°C施加额定工作电压2000小时, 恢复到20°C后, 产品性能应满足以下要求 The specifications listed below shall be satisfied when the capacitors are restored to 20°C after application of rated voltage for 2000 hours at 105°C. | | |
| | Appearance | No significant damage | |
| | Capacitance change | ≦ ±20% of the initial value | |
| | D.F.(tanδ) | ≦ 150% of the specified value | |
| | ESR | ≦ 150% of the specified value | |
| | Leakage current | ≦ The specified value | |
| 耐湿负荷特性 Damp Heat (Steady State) | 在60°C 温度, 湿度90%~95%RH的环境中, 施加额定电压1000小时后, 恢复到20°C后, 产品性能应满足以下要求 The specifications listed below shall be satisfied when the capacitors are restored to 20°C after application of rated voltage for 1000 hours at 60°C, 90% ~ 95% RH. | | |
| | Appearance | No significant damage | |
| | Capacitance change | ≦ ±20% of the initial value | |
| | D.F.(tanδ) | ≦ 150% of the specified value | |
| | ESR | ≦ 150% of the specified value | |
| | Leakage current | ≦ The specified value | |
| 浪涌电压特性 (Surge Voltage) | 浪涌电压=额定电压× 1.15(V) Surge Voltage=Rated voltage × 1.15(V) 在105°C环境中, 按充电30秒; 放电5分30秒, 连续施加浪涌电压1000次(Rc=1kΩ), 待恢复测试, 应满足以下要求 The capacitors shall be subjected to 1000 cycles each consisting of charge with the surge voltages specified at 105°C for 30 seconds through a protective resistor (Rc=1kΩ) and discharge for 5 minutes 30 seconds. | | |
| | Appearance | No significant damage | |
| | Capacitance change | ≦ ±20% of the initial value | |
| | D.F.(tanδ) | ≦ 150% of the specified value | |
| | ESR | ≦ 150% of the specified value | |
| | Leakage current | ≦ The specified value | |
| 焊接耐热性 Resistance to soldering heat | 按回流焊试验后, 应满足以下要求 Measurement for solder temperature profile shall be made at the capacitor top and the terminal. | | |
| | Capacitance change | ≦ ±10% of the initial value | |
| | D.F.(tanδ) | ≦ 130% of the specified value | |
| | ESR | ≦ 130% of the specified value | |
| | Leakage current | ≦ The specified value | |

外形图 Dimensions (mm)

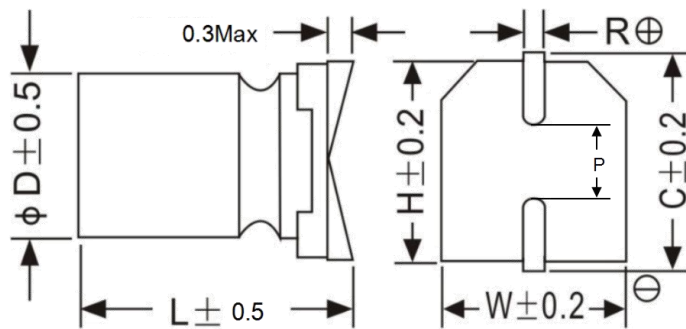


| φD | W | H | C | R | P |
|-----|------|------|------|---------|-----|
| 5 | 5.3 | 5.3 | 5.9 | 0.5~0.8 | 1.4 |
| 6.3 | 6.5 | 6.5 | 7.2 | 0.5~0.8 | 2.2 |
| 8 | 8.3 | 8.3 | 9.0 | 0.7~1.1 | 3.1 |
| 10 | 10.3 | 10.3 | 11.0 | 0.7~1.1 | 4.5 |

基本特性参数表 Characteristics

| Series | Capacitance. (μF) 120Hz/+20 $^{\circ}\text{C}$ | Capacitance Tolerance. (%) 120Hz/+20 $^{\circ}\text{C}$ | Rated Voltage (VDC) | Surge Voltage (VDC) | Dissipation Factor 120Hz/+20 $^{\circ}\text{C}$ | Leakage Current 2min(μA) +20 $^{\circ}\text{C}$ | ESR 100KHz +20 $^{\circ}\text{C}$ (m Ω) | Ripple Current. 100KHz (mArms) |
|--------|---|--|---------------------------|---------------------------|---|---|---|---|
| E2 | 220 | ± 20 | 25 | 28.8 | 0.12 | 550 | 50 | 2900 |

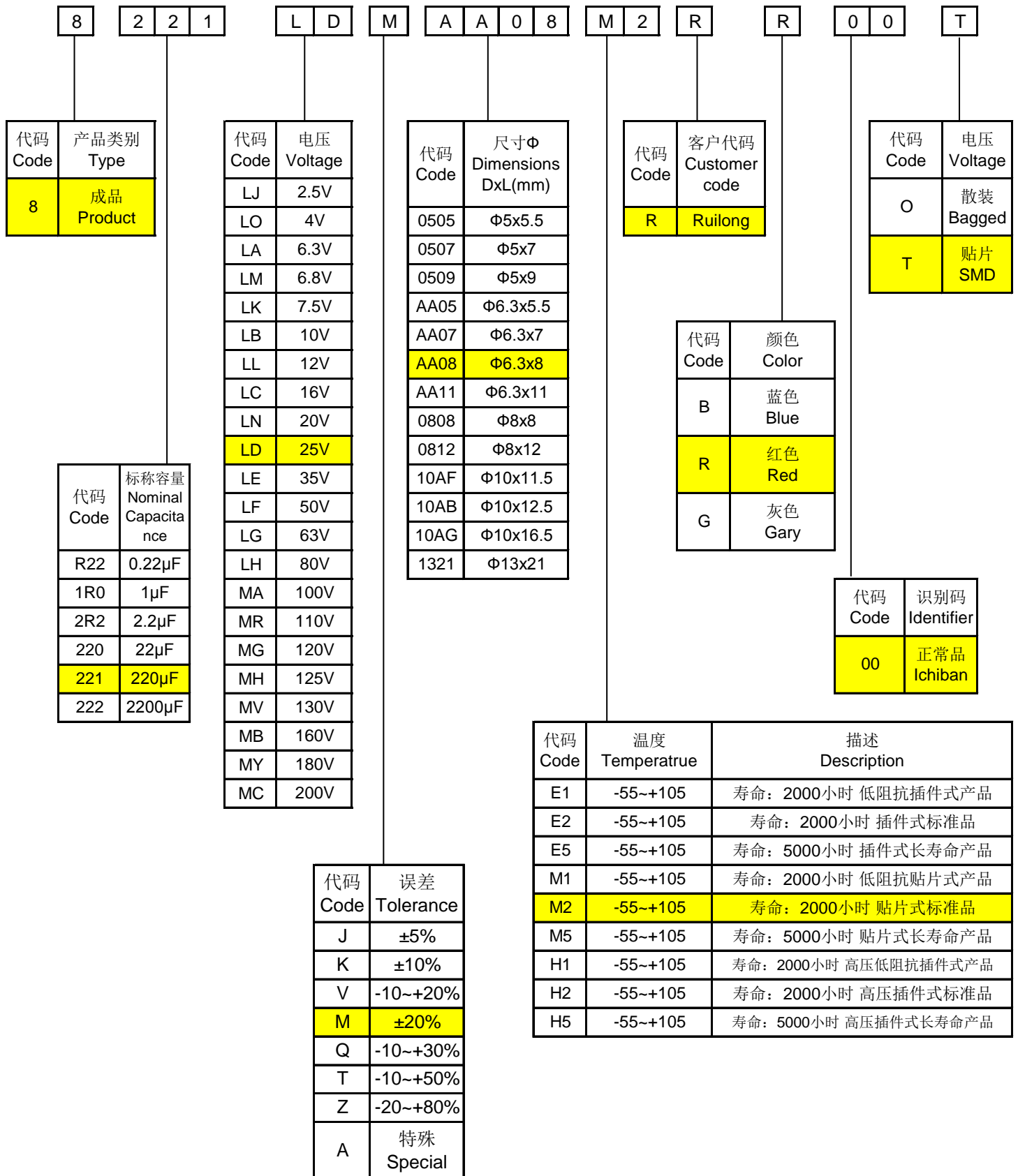
| Load Life (Hrs) | Diameter (mm) | | Length (mm) | | Pitch (mm) | Base Width | | Base Length | | | Wire Width |
|--------------------|---------------|-----------|-------------|-----------|---------------|------------|-----------|-------------|-----|-----------|---------------|
| | D | Tolerance | L | Tolerance | P | W | Tolerance | H | C | Tolerance | R |
| 2000 | 6.3 | ± 0.5 | 8.5 | ± 0.5 | 1.4 | 6.5 | ± 0.2 | 6.5 | 7.2 | ± 0.2 | 0.5~0.8 |



◆纹波电流修正系数 Rated Ripple Current Coefficient

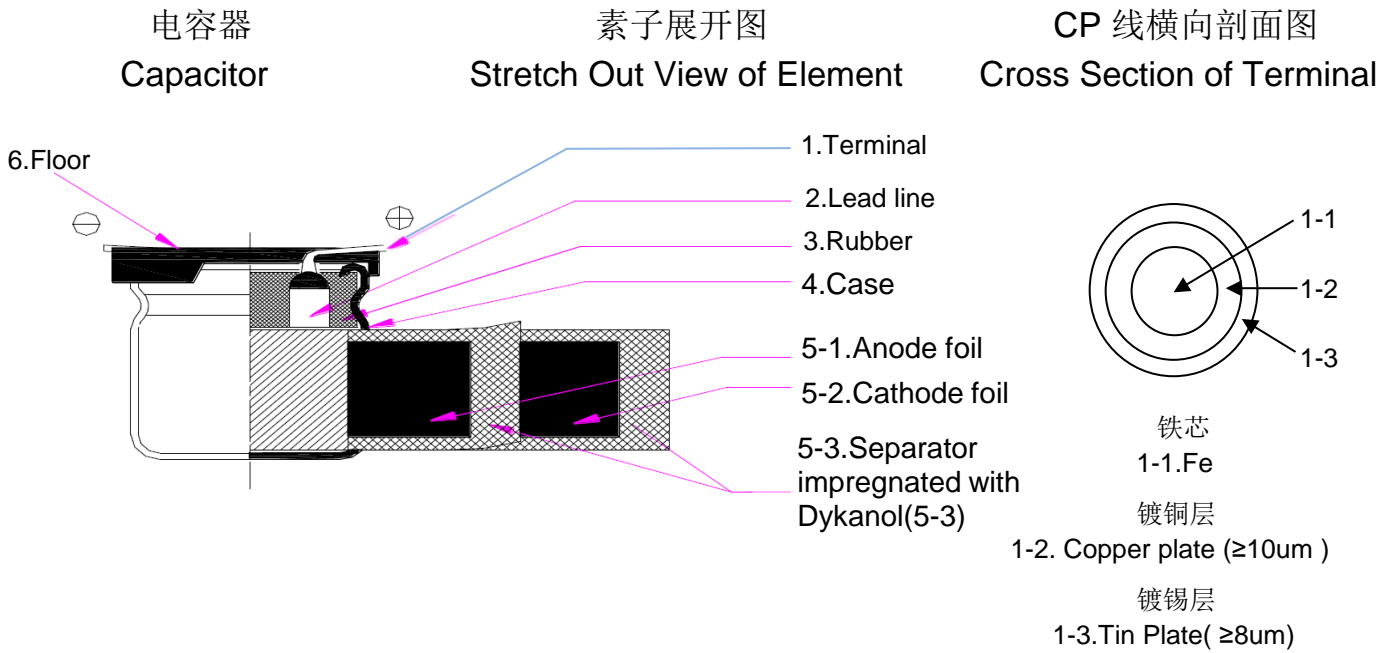
| 频率Frequency(Hz) | 120Hz \leq F < 1KHz | 1KHz \leq F < 10KHz | 10KHz \leq F < 100KHz | 100KHz \leq F < 500KHz |
|-----------------|-----------------------|-----------------------|-------------------------|--------------------------|
| 系数Case code | 0.05 | 0.30 | 0.70 | 1.00 |

◆料号说明 Explanation of parts numbers



固态电容器结构图

The structure chart of solid electrolytic capacitors



| Item | 组成材料 Component | 材质 Materials | 供应商 Vendor |
|------|---------------------|---|--------------------------|
| 1 | CP线 Terminal | 镀铜镀锡铁线 Tinned copper-ply wire | Japan-Funded Enterprises |
| 2 | 引出线 Lead line | 纯度为99.95%或99.97%的金属铝片 Aluminum, 99.95% or 99.97% | Ri hui |
| 3 | 胶盖 Rubber | RE IIR 橡胶 RE IIR rubber | Lian Hua Xin |
| 4 | 铝壳 Case | 纯度为99.8%的金属铝 Aluminum, 99.8% | YI Peng、Xie Sheng |
| 5-1 | 阳极箔 Anode Foil | 纯度99.99%或99.98%的化成铝箔 Formed aluminum, 99.99% or 99.98% | JCC、Fu Qi |
| 5-2 | 阴极箔 Cathode Foil | 纯度99.7%或99.4%的腐蚀铝箔 Etched aluminum, 99.7% or 99.4% | Nanofoil |
| 5-3 | 电解纸 Separator | 马尼拉纸、纸浆、牛皮纸等 Manila,pulp,kraft,etc. | KAN、NKK |
| 5-4 | 介质材料 Dykanol | 聚3, 4-乙烯基二氧噻吩 Poly3,4-Ethylene Dioxy Thiophene | Rui Long |
| 6 | 底板 Floor | PPS | JS Co.(KOREA) |

◆ 操作注意事项 Operating Precautions

1、极性Polarity

瑞隆电容器是具有正负极的固态铝电解电容，使用中不可反接，若接反，则电容会因为漏电流不断增大或短路而造成寿命缩短。

RuilongCAP is a solid aluminum electrolytic capacitor with positive and negative electrodes. Do not reverse the polarity when using. If it is used with the polarities reversed, its life may shorten because of increasing leakage current or short circuit.

2、禁止电路 Prohibited circuits

因为焊接及其它动作可造成电容的漏电流增加，瑞隆电容器不可使用在下列电路中：

Since problems can be expected due to leakage current increasing during soldering and other processes, Ruilong CAP cannot be used in the following circuits:

- 1)高阻抗电路 High impedance circuits;
- 2)耦合电路 Coupling circuits;
- 3)时间常数电路 Time constant circuits;
- 4)为提高耐电压而串联两个或多个电容于电路中

Connection of two or more capacitors in series for higher withstand voltage;

- 5)电路因漏电流过大而有坏的影响 Circuits to get bad influence by big leakage current

*除漏电流的波动上升外，电容的使用条件如在承认书中规定的高温 and 低温，温热和耐受性条件都会影响电容量。若电容作为时间常数电路使用，因其对电容量的变动的敏感性，电容量的改变会造成影响。若要将其作为时间常数电路使用，同时若因电压原因要串联多个电容，请联系敝司。

* In addition to the leakage current fluctuation above, the operational conditions such as characteristics at high and low temperature, damp heat and endurance stipulated in the specifications will affect the capacitance. The fluctuation of the capacitance may cause problem if it is used as a time constant capacitor, which is extremely sensitive to the fluctuation of the capacitance. Do not use it as a time constant capacitor. Additionally, please contact our company. for usage of two or more capacitor in series for voltage proof.

3、电压 Over voltage

电压若超过额定电压，即便只是一瞬间也可能造成短路

Over voltage exceeding the rated voltage may not be applied even for an instant as it may cause a short circuit.

4、突然充放电 Sudden charge and discharge

突然的充放电是不可取的（为了维持高的可靠性）。为防止突然的充放电造成电容短路或漏电增大，电路中应加上一个保护电路用以分流过大的电流。若瞬间电流超过10A或超过10倍允许纹波电流，要使用保护电路。在测试漏电流时请加上一个1kΩ的电阻用以充放电。

Sudden charge and discharge restricted (for maintenance of high-proof reliability). A protection circuit is recommended for when a sudden charge or discharge causes excessive rush current because this is a main cause of short circuits and large leakage current. Use protection circuits if the rush current exceeds 10A. The rush current exceeds 10×the maximum allowable ripple current of capacitor. Be sure to insert a protection resistor of about 1kΩ for charge and discharge when measuring the leakage current.

5、使用温度和纹波电流 Operating temperature and ripple current

如果电容器的使用温度超过了上限温度或是有过载纹波电流通过，则有较大可能使电容器寿命缩短，或漏电流增大，造成电容器失效。

If capacitor is used at a temperature higher than the upper category temperature, or excess ripple current flows through capacitor, there are high possibilities of life cycle reduction or leakage current increasing to cause capacitor defective.

6、漏电流 Leakage current

漏电流会因焊接条件而有些微的上升，加载直流电压可使电容自我修复，漏电流逐渐减小。

The leakage current of capacitor may increase slightly by soldering conditions. The application of DC voltage enables the capacitors to be repaired by itself and this leads the leakage current to be smaller gradually.

7、使用电压 Applied voltage

为了保证瑞隆电容器的可靠性，加载到瑞隆电容器上的电压最好小于其额定电压的80%。直流加交流电压的峰值应小于额定电压。

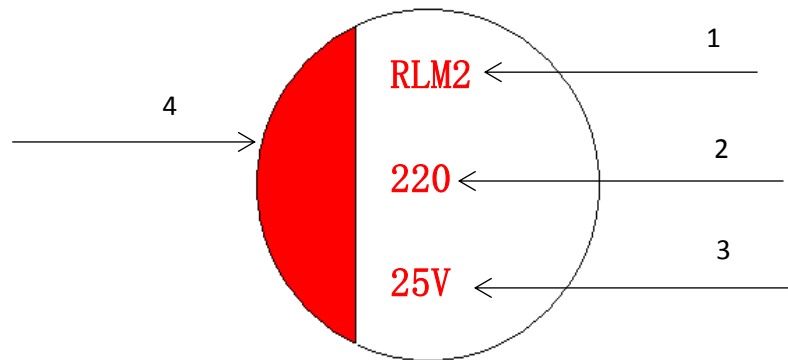
For the reliability of RuilongCAP, it is recommended that the voltage applied to RuilongCAP should be less than 80% of the rated voltage. Peak value of the dc and ac voltage should not exceed its rated voltage.

◆ 标示 Marking

每个部品的表面或最小包装单位依下记事项不易消失的方法来标示。

The following items shall be marked indelibly and legibly on specimen or each unit pack.

- 1.系列和商标 Series and trademark.
- 2.静电容量 Capacitance
- 3.额定电压 Work voltage
- 4.负极性 Negative polarity



注：

- 1.本承认书中所有数据如有异议，以中文为准。
- 2.在使用电解电容器时，请参考承认书内的使用标准，由于客户使用超出承认书相关参数和范围，如额定电压、额定纹波电流、温度等，不在我司质量保证范围内。
- 3.由于电路设计不当或缺陷造成的电解电容器损坏，不在我司质量保证范围内。
- 4.由于固态电容设计的特点不同，为不影响电容性能，要注意电容脚距的匹配性，在测试和使用电容引脚不能受到机械外力引起电容脚距发生变化。

Zhao Qing Ruilong Electronic Co. Ltd
固态电容器检查表
TEST REPORT FOR ELEC CAPACITORS

Customer

客 户: _____ Series: M2

Specification

规 格: 220 uF 25 V

Size

尺 寸: D 6.3 $\Phi \times$ L 8

1. Temperature Range 温度: -55~+105℃
2. Capacitance Tolerance 静电容量容许差: $\pm 20\%$
3. Leakage Current: $\leq 0.2CV$ or $500\mu A$ (After 2 minutes application of rated voltage)
4. Testme: ZENTECH CLC-201 NF ZM-2355
5. Test Temperature: 20℃

| Spec规格 NO.号码 | 项目 | Cap 静电容量 | D.F 损失角 | L.C. 漏电流 | ESR 等效串联阻抗 | Soldeta- bility 焊锡性 | Appearance 外观 | | |
|-----------------|-----|-------------------|---------------------|-----------------|----------------------------------|---------------------------|------------------|---------------|---------------|
| | | 176 ~ 264 (uF) | At 120 Hz 0.1max | 550 (uA) max | At 100K Hz 50(m Ω)max | | Size 尺寸 | Marking 标识 | Sealing 封口 |
| 1 | | 210.3 | 0.0235 | 97 | 10.3 | OK | OK | OK | OK |
| 2 | | 208.2 | 0.0375 | 117 | 10.3 | OK | OK | OK | OK |
| 3 | | 216.4 | 0.0258 | 45 | 10.6 | OK | OK | OK | OK |
| 4 | | 212.4 | 0.0305 | 74 | 9.8 | OK | OK | OK | OK |
| 5 | | 221.2 | 0.0218 | 78 | 9.0 | OK | OK | OK | OK |
| 6 | | 203.8 | 0.0321 | 59 | 10.7 | OK | OK | OK | OK |
| 7 | | 212.4 | 0.0423 | 61 | 9.2 | OK | OK | OK | OK |
| 8 | | 207.5 | 0.0298 | 45 | 10.8 | OK | OK | OK | OK |
| 9 | | 211.4 | 0.0288 | 71 | 10.4 | OK | OK | OK | OK |
| 10 | | 211.2 | 0.0274 | 44 | 10.0 | OK | OK | OK | OK |
| | 平均值 | 211.48 | 0.03 | 69.1000 | 10.09 | | | | |

Decision

判 定: PASS

| | |
|----------------|----------------|
| Approver 核准 | Designer 编制 |
| 伍伟桥 | 谭艳 |

X-ON Electronics

Largest Supplier of Electrical and Electronic Components

Click to view similar products for [Aluminium Electrolytic Capacitors - SMD category](#):

Click to view products by [Ruilong manufacturer](#):

Other Similar products are found below :

[EEV-FK1E332W](#) [ULV2H1R8MNL1GS](#) [MAL214099813E3](#) [CA025M4R70REB-0405](#) [HUB1800-S](#) [34610](#) [RYK-50V101MG5TT-FL](#)
[107AXZ016MQ5](#) [RVJ-50V101MH10U-R](#) [EMVH101GRA221MMN0S](#) [MAL214097402E3](#) [MAL215375471E3](#) [MAL224699909E3](#)
[MAL224699813E3](#) [MAL215099014E3](#) [MAL215099017E3](#) [MAL215099117E3](#) [MAL215099818E3](#) [AHC0609220M050R](#)
[AHC0609680M035R](#) [AEA1616471M063R](#) [AEA0810330M080R](#) [AEA1616152M025R](#) [AHA1012561M016R](#) [AHC0812470M080R](#)
[AHA0810560M040R](#) [AHC0609101M025R](#) [AEA1616151M100R](#) [AEA0810221M025R](#) [AEH1010331M025R](#) [AEA1616331M063R](#)
[AHC0609470M035R](#) [AHC1012471M025R](#) [AEA1213101M080R](#) [AEA1010221M050R](#) [AHC1012221M035R](#) [AEH1213471M025R](#)
[AEA1010221M035R](#) [AHC0811221M025R](#) [AEA1010681M010R](#) [AEA1010470M080R](#) [AHC0609150M063R](#) [AEA0810101M050R](#)
[AEH10104R7M250R](#) [AEH1216331M050R](#) [AEA1616222M025R](#) [AEH1010470M080R](#) [AEA0810560M050R](#) [AEA1213680M100R](#)
[AEH0810101M035R](#)