




Metal Oxide Varistors

10D Series

Metal Oxide Varistors - 10D Series

Features

- Wide operating voltage (V_{1mA}) range from 18V to 1800V.
- Fast responding to transient over-voltage.
- Large absorbing transient energy capability.
- Low clamping ratio and no following-on current.



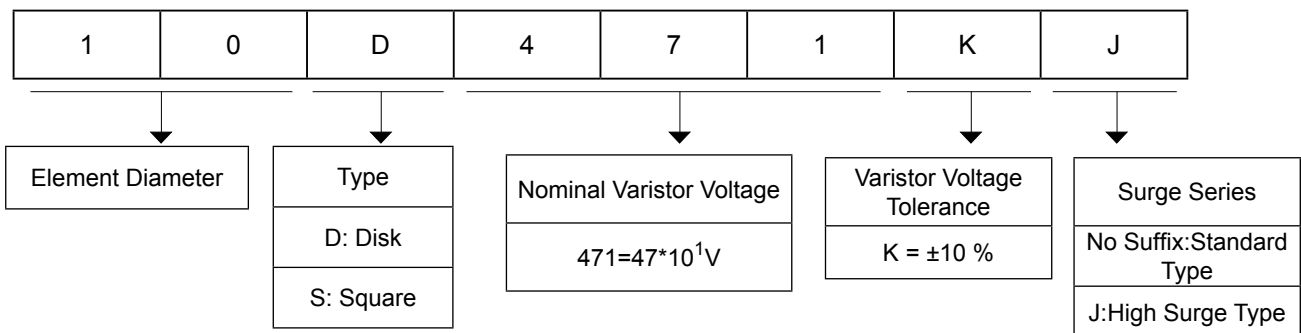
General Information

- Transistor, diode, IC, thyristor or triac semiconductor protection
- Surge protection in consumer electronics
- Surge protection in industrial electronics
- Surge protection in electronic home appliances, gas and petroleum appliances
- Relay and electromagnetic valve surge absorption

General Characteristics

- No Radioactive Material Storage Temperature: $-40\text{ }^{\circ}\text{C}$ to $+125\text{ }^{\circ}\text{C}$
- Operating Temperature: $-40\text{ }^{\circ}\text{C}$ to $+85\text{ }^{\circ}\text{C}$
- Body: Nickel Plated
- Leads: Surface-mount, Axial Devices: Tin Plated
- Devices with No Leads: Nickel Plated

Product Name



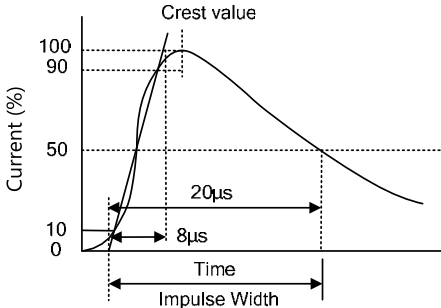
Metal Oxide Varistors - 10D Series

Electrical Characteristics

Type Number		Maximum Allowable Voltage		Varistor Voltage	Maximum Clamping Voltage		Withstanding Surge Current		Maximum Energy (10/1000µs)		Rated Power	Typical Capacitance (Reference)
Standard	High Surge	V _{AC} (V)	V _{DC} (V)	V _{1mA} (V)	I _P (A)	V _C (V)	I(A) Standard	I(A) High Surge	(J) Standard	(J) High Surge	(W)	@1KHz(pf)
10D180K	10D180KJ	11	14	18(15~21.6)	5	36	500	1000	2.1	3.0	0.05	5600
10D220K	10D220KJ	14	18	22(19.5~26)	5	43	500	1000	2.5	5.0	0.05	4500
10D270K	10D270KJ	17	22	27(24~30)	5	53	500	1000	3.0	6.0	0.05	3700
10K330K	10K330KJ	20	26	33(29.5~36.5)	5	66	500	1000	4.0	7.0	0.05	3000
10D390K	10D390KJ	25	31	39(35~43)	5	77	500	1000	4.6	9.0	0.05	2400
10D470K	10D470KJ	30	38	47(42~54)	5	93	500	1000	5.5	11.0	0.05	2100
10D560K	10D560KJ	35	45	56(50~62)	5	100	500	1000	7.0	13.0	0.05	1800
10D680K	10D680KJ	40	56	68(61~75)	5	135	500	1000	8.2	15.0	0.05	1500
10D820K	10D820KJ	50	65	82(74~90)	25	135	2500	3500	12.0	17.0	0.4	1200
10D101K	10D101KJ	60	85	100(90~110)	25	165	2500	3500	15.0	18.0	0.4	1000
10D121K	10D121KJ	75	100	120(108~132)	25	200	2500	3500	18.0	21.0	0.4	830
10D151K	10D151KJ	95	125	150(135~165)	25	250	2500	3500	22.0	25.0	0.4	670
10D181K	10D181KJ	115	150	180(162~198)	25	300	2500	3500	27.0	30.0	0.4	560
10D201K	10D201KJ	130	170	200(180~220)	25	340	2500	3500	30.0	35.0	0.4	500
10D221K	10D221KJ	140	180	220(198~242)	25	360	2500	3500	32.0	39.0	0.4	450
10D241K	10D241KJ	150	200	240(216~264)	25	395	2500	3500	35.0	42.0	0.4	420
10D271K	10D271KJ	175	225	270(243~297)	25	455	2500	3500	40.0	49.0	0.4	370
10D301K	10D301KJ	190	250	300(270~330)	25	500	2500	3500	40.0	54.0	0.4	330
10D331K	10D331KJ	210	275	330(297~363)	25	550	2500	3500	40.0	58.0	0.4	300
10D361K	10D361KJ	230	300	360(324~396)	25	595	2500	3500	43.0	65.0	0.4	280
10D391K	10D391KJ	250	320	390(351~429)	25	650	2500	3500	47.0	70.0	0.4	260
10D431K	10D431KJ	275	350	430(387~473)	25	710	2500	3500	60.0	80.0	0.4	230
10D471K	10D471KJ	300	385	470(423~517)	25	775	2500	3500	65.0	85.0	0.4	210
10D511K	10D511KJ	320	415	510(459~561)	25	845	2500	3500	70.0	90.0	0.4	200
10D561K	10D561KJ	350	460	560(504~616)	25	925	2500	3500	70.0	92.0	0.4	180
10D621K	10D621KJ	385	505	620(558~682)	25	1025	2500	3500	70.0	95.0	0.4	160
10D681K	10D681KJ	420	560	680(612~748)	25	1120	2500	3500	70.0	98.0	0.4	150
10D751K	10D751KJ	460	615	750(675~825)	25	1240	2500	3500	70.0	100.0	0.4	130
10D781K	10D781KJ	485	640	780(702~858)	25	1290	2500	3500	80.0	105.0	0.4	130
10D821K	10D821KJ	510	670	820(738~902)	25	1355	2500	3500	85.0	110.0	0.4	120
10D911K	10D911KJ	550	745	910(819~1001)	25	1500	2500	3500	93.0	130.0	0.4	110
10D102K	10D102KJ	625	825	1000(900~1100)	25	1650	2500	3500	102.0	140.0	0.4	100
10D112K	10D112KJ	680	895	1100(990~1210)	25	1815	2500	3500	115.0	155.0	0.4	90
10D182K	10D182KJ	1000	1465	1800(1620~1980)	25	2970	2500	3500	133.0	250.0	0.4	70

Metal Oxide Varistors - 10D Series

Electrical Ratings

Items	Test Condition/Description	Requirement																									
Varistor Voltage	The voltage between two terminals with the specified measuring current 1mA.DC applied is called Vb.	To meet the Specified value																									
Maximum Allowable Voltage	The recommended maximum sine wave voltage (RMS) or the Maximum DC voltage can be applied continuously.																										
Maximum Clamping Voltage	<p>The maximum voltage between two terminals with the specification standard impulse current. Applied waveform: 8/20μs</p> 																										
Rated Wattage	The maximum average power that can be applied within the specified ambient temperature.																										
Energy	The maximum energy within the varistor voltage change of ±10% when one impulse of 10/1000μs or 2ms is applied.																										
Withstanding Surge Current	The maximum current within the varistor voltage change of ±10% with the standard impulse current (8/20μs) applied one time.																										
Varistor Voltage Temp. Coefficient	$\frac{V_b \text{ at } 20^{\circ}\text{C} - V_b \text{ at } 70^{\circ}\text{C}}{V_b \text{ at } 20^{\circ}\text{C}} \times \frac{1}{50} \times 100(\%/^{\circ}\text{C})$		0.05%/°C max																								
Surge Life	<p>The change of Vb shall be measured after the impulse listed below which is applied 10,000 times continuously with the interval of ten seconds at room temperature.</p> <table border="1" data-bbox="470 1504 1141 1914"> <tbody> <tr> <td rowspan="2">5 Φ series</td> <td>180K to 680K</td> <td>10A (8/20 μs)</td> </tr> <tr> <td>820K to 751K</td> <td>20A (8/20 μs)</td> </tr> <tr> <td rowspan="2">7 Φ series</td> <td>180K to 680K</td> <td>25A (8/20 μs)</td> </tr> <tr> <td>820K to 821K</td> <td>50A (8/20 μs)</td> </tr> <tr> <td rowspan="2">10 Φ series</td> <td>180K to 680K</td> <td>50A (8/20 μs)</td> </tr> <tr> <td>820K to 112K</td> <td>100A (8/20 μs)</td> </tr> <tr> <td rowspan="2">14 Φ series</td> <td>180K to 680K</td> <td>75A (8/20 μs)</td> </tr> <tr> <td>820K to 182K</td> <td>150A (8/20 μs)</td> </tr> <tr> <td rowspan="2">20 Φ series</td> <td>180K to 680K</td> <td>100A (8/20 μs)</td> </tr> <tr> <td>820K to 182K</td> <td>200A (8/20 μs)</td> </tr> </tbody> </table>	5 Φ series	180K to 680K	10A (8/20 μs)	820K to 751K	20A (8/20 μs)	7 Φ series	180K to 680K	25A (8/20 μs)	820K to 821K	50A (8/20 μs)	10 Φ series	180K to 680K	50A (8/20 μs)	820K to 112K	100A (8/20 μs)	14 Φ series	180K to 680K	75A (8/20 μs)	820K to 182K	150A (8/20 μs)	20 Φ series	180K to 680K	100A (8/20 μs)	820K to 182K	200A (8/20 μs)	$\frac{\Delta V_b}{V_b} \leq \pm 10\%$
5 Φ series	180K to 680K		10A (8/20 μs)																								
	820K to 751K	20A (8/20 μs)																									
7 Φ series	180K to 680K	25A (8/20 μs)																									
	820K to 821K	50A (8/20 μs)																									
10 Φ series	180K to 680K	50A (8/20 μs)																									
	820K to 112K	100A (8/20 μs)																									
14 Φ series	180K to 680K	75A (8/20 μs)																									
	820K to 182K	150A (8/20 μs)																									
20 Φ series	180K to 680K	100A (8/20 μs)																									
	820K to 182K	200A (8/20 μs)																									

Metal Oxide Varistors - 10D Series

Package Dimensions (Unit:mm)

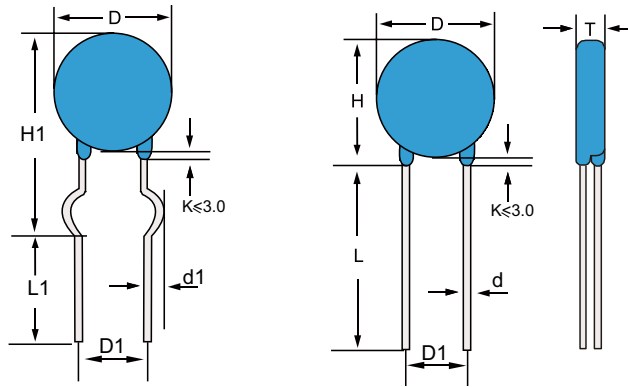


TABLE 1

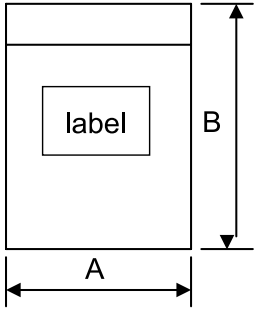
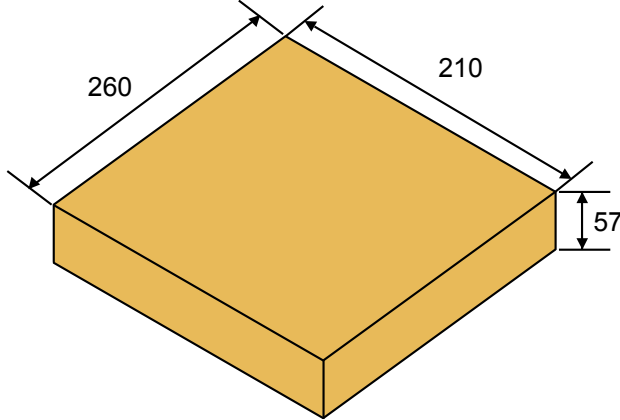
Symbol	Dimensions
H(max.)	16.5
H1(max.)	17.5
L(min.)	20.0
L1(min.)	15.0
D(max.)	12.5
D1(±0.8)	7.5
T(max.)	TABLE 2
d(±0.05)	0.8
d1(±0.4)	1.4

TABLE 2

Model	T(max.)	Model	T(max.)
180K	4.6	301K	5.5
220K	4.7	331K	5.8
270K	4.8	361K	6.0
330K	5.0	391K	6.2
390K	5.3	431K	6.5
470K	5.4	471K	6.7
560K	5.5	511K	6.8
680K	5.6	561K	7.0
820K	4.7	621K	7.3
101K	4.9	681K	7.6
121K	5.1	751K	8.0
151K	5.4	781K	8.1
181K	4.8	821K	8.3
201K	5.0	911K	8.8
221K	5.1	102K	9.3
241K	5.2	112K	9.9
271K	5.4	182K	12.0

Metal Oxide Varistors - 10D Series

Packaging Taping

Bag Packing (180*250mm)	Inner Box (260*210*57mm)
 <p>A diagram of a rectangular bag. The width is labeled 'A' and the height is labeled 'B'. A smaller rectangle in the center is labeled 'label'.</p>	 <p>A 3D perspective diagram of a rectangular box. The length of the top edge is 260, the width of the top edge is 210, and the height of the box is 57.</p>
500 PCS/ Bag	1500 PCS/ Box

RuiLongYuan Electronics Co., Ltd.

- Reproducing and modifying information of the document is prohibited without permission from Ruilongyuan International Inc.
- Ruilongyuan International Inc. reserves the rights to make changes of the content herein the document anytime without notification. Please refer to our website for the latest document.
- Ruilongyuan International Inc. disclaims any and all liability arising out of the application or use of any product including damages incidentally and consequentially occurred.
- Ruilongyuan International Inc. does not assume any and all implied warranties, including warranties of fitness for particular purpose, non-infringement and merchantability.
- Applications shown on the herein document are examples of standard use and operation. Customers are responsible in comprehending the suitable use in particular applications. Ruilongyuan International Inc. makes no representation or warranty that such applications will be suitable for the specified use without further testing or modification.
- The products shown herein are not designed and authorized for equipments requiring high level of reliability or relating to human life and for any applications concerning life-saving or life-sustaining, such as medical instruments, transportation equipment, aerospace machinery et cetera. Customers using or selling these products for use in such applications do so at their own risk and agree to fully indemnify Ruilongyuan International Inc. for any damages resulting from such improper use or sale.

Tel: +86-755-8290 8296

Fax: +86-755-8290 8002

E-mail: jack@ruilon.com

X-ON Electronics

Largest Supplier of Electrical and Electronic Components

Click to view similar products for [Varistors](#) category:

Click to view products by [Ruilongyuan](#) manufacturer:

Other Similar products are found below :

[820443211E](#) [MOV05131AIA](#) [MOV07231AQA](#) [MOV18131CZA](#) [R71ZOV151HC](#) [D58ZOV500RA01T1](#) [B72205S271K111](#)
[B72214S110K151](#) [B72214S251K151](#) [B72232B131K1](#) [B72280B271K1](#) [B72530E1140S272](#) [B72540E250K62](#) [B72650M0151K093](#)
[B72660M0271K093](#) [NTE1V020](#) [NTE1V130](#) [NTE2V010](#) [NTE2V130](#) [238159352716](#) [25FN511K](#) [S10K11G5S5](#) [ERZ-C14DK361U](#) [ERZ-](#)
[C20DK221U](#) [ERZ-C32CK201B](#) [207869-1](#) [AS-13](#) [TMOV25SP625E](#) [TND10V-471KB00AAA0](#) [B72210S251K531](#) [B72214S200K551](#)
[B72280B112K1](#) [B72280B381K1](#) [B72590D360A60](#) [B72650M301K93](#) [B72670M1140K72](#) [MOV07251ARA](#) [MOV10131EDA](#)
[MOV10151EFA](#) [MOV14151CWA](#) [MOV20251DFA](#) [TVZ18EC271KBS](#) [TVZ20EB911KBS](#) [TVZ25D201KBS](#) [TVZ25D241KBS](#)
[VDRH20X230BSE](#) [VZ07D220KBS](#) [VZ40D241K](#) [VZ25D511KBS-N](#) [VZ20E511KBSX](#)