


Description

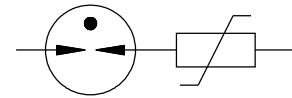
Ruilon combines its patented GDT and a Metal Oxide Varistor (MOV) to create a new and innovative KOV[®] Series Composite Surge Protective Unit. By combining the best features of both MOV and GDT technologies, the KOV[®] Series achieves high performance as a long life protector with low capacitance and, most importantly, very low leakage. The KOV[®] Series is ideally suited for any number of AC and DC power applications where a high level of performance is required over time.



Features

- I Hybrid design
- I Low leakage
- I Bidirectional protection
- I Low capacitance
- I RoHS and REACH compliant

Circuit Diagram



Applications

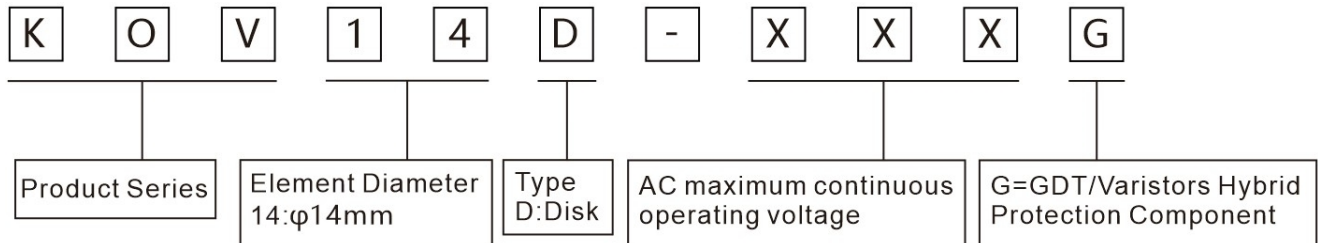
AC Line Protection

- I White goods
- I Power line communications
- I Smoke alarm systems
- I High value consumer goods
- I UL 1449 SPD 5th edition

DC Line Protection

- I Solar inverters
- I Power supplies
- I Distribution systems

Part Number Code



Absolute Maximum Ratings (@T_A=25°C unless otherwise noted)

Parameter	Symbol	Typ	Value	Unit
Operating Temperature	T _{OPR}	25	-40 -105	°C
Storage Temperature	T _{STG}	25	-40 -125	°C

Electrical Characteristics(@T_A=25°C unless otherwise noted)

Part No.	Operating				Protection					
	Max. Continuous Operating Voltage (MCOV)		Max. Leakage @ MCOV	Max Capacitance	Inom UL1449/4th.	UOC IEC61000-4-5	Ring Wave Surge IEEE 62.41	Protection Level Current Class (1) IEC 61051-1		Comply with safety standards IEC62368-1: 2018 GB4943.1-2022
	V _{rms}	V _{DC}	A _{rms}	1MHz	15 Ops.	40 Ops.	200 A	Max .	Typ.	
	V	V	μA	pF	In(A)	Uoc(V)	Ops.	V _{fp}	V _C	
KOV14D-050G	50	65	< 1	4	3,000	6,000	± 250	700	150	50
KOV14D-060G	60	85	< 1	4	3,000	6,000	± 250	700	185	50
KOV14D-130G	130	170	< 1	4	3,000	6,000	± 250	700	360	50
KOV14D-150G	150	200	< 1	4	3,000	6,000	± 250	700	390	100
KOV14D-175G	175	225	< 1	4	3,000	6,000	± 250	1200	475	120
KOV14D-210G	210	275	< 1	4	3,000	6,000	± 250	1200	535	150
KOV14D-250G	250	320	< 1	4	3,000	6,000	± 250	1200	630	150
KOV14D-275G	275	350	< 1	4	3,000	6,000	± 250	1200	680	208
KOV14D-300G	300	385	< 1	4	3,000	6,000	± 250	1200	740	208
KOV14D-320G	320	415	< 1	4	3,000	6,000	± 250	1200	810	230
KOV14D-350G	350	460	< 1	4	3,000	6,000	± 250	1600	870	240
KOV14D-385G	385	505	< 1	4	3,000	6,000	± 250	1600	950	277
KOV14D-420G	420	560	< 1	4	3,000	6,000	± 250	1600	1050	300
KOV14D-460G	460	615	< 1	4	3,000	6,000	± 250	2200	1150	400
KOV14D-510G	510	670	< 1	4	3,000	6,000	± 250	2200	1330	480
KOV14D-550G	550	745	< 1	4	3,000	6,000	± 250	3000	1455	600
KOV14D-750G	750	990	< 1	4	3,000	6,000	± 250	3000	1930	690

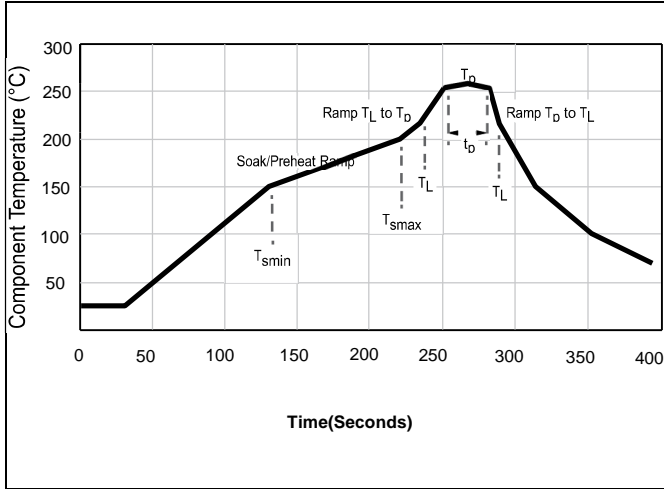
1) Front Level Protection (V_{fp}) defined as measured with 10 % of peak current in accordance with IEC 61051-1.

Agency Approvals

Icon	Description
ROSH	Compliance with 2011/65/EU
HF	Compliance with IEC61249-2-21:2003
	Mean lead free
	Compliance with UL1449 Certificated E337906

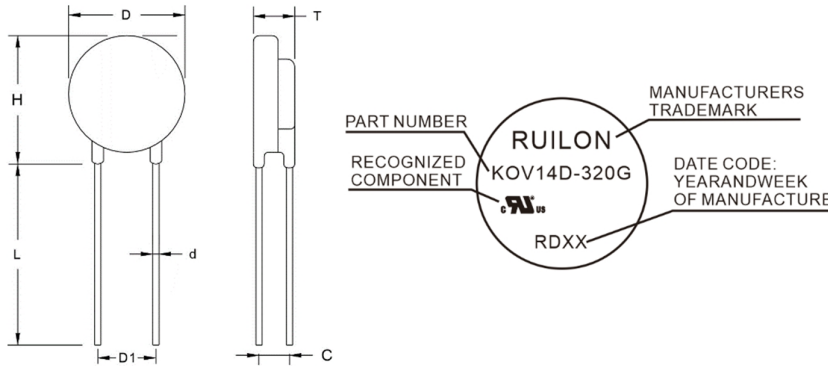
Soldering Profile

Users should ensure that they do not exceed the scope of IPC/JEDEC J-STD-020 (Pb-Free) during solder assembly.



Profile Feature	Profile Limits
Preheat temperature min. (T_{smin})	150°C
Preheat temperature max. (T_{smax})	200°C
Ramp time ($T_{smax} - T_{smin}$)	60 – 120 seconds
Ramp-up rate (T_L to T_p)	3 °C / second max.
Liquidus temperature (T_L)	217°C
Time maintained above (T_L)	60 – 150 seconds
Peak package body temperature	260°C
Time within 5 °C of peak temperature (T_p)	30 seconds max.
Ramp-down rate (T_p to T_L)	6 °C / second max.
Time from 25 °C to peak temperature	8 minutes max.

Dimensions



Symbol	Millimeters	Inches
H(max)	20.0	0.787
L(min)	15.0	0.591
D(max)	16.5	0.649
D1(± 1.0)	7.5	0.295
T(max)	TABLE2	
C(± 1.0)	TABLE2	
d(± 0.1)	0.8	0.031

Packaging Quantity: 200pcs/bag

TABLE2



Model	T(max)		C		Model	T(max)		C	
	Millimeters	Inches	Millimeters	Inches		Millimeters	Inches	Millimeters	Inche
KOV14D-050G	6.5	0.256	4.0	0.157	KOV14D-320G	8.5	0.335	5.6	0.220
KOV14D-060G	6.6	0.260	4.0	0.157	KOV14D-350G	8.7	0.343	5.8	0.228
KOV14D-130G	7.1	0.280	4.0	0.157	KOV14D-385G	8.9	0.351	6.1	0.240
KOV14D-150G	7.3	0.287	4.2	0.165	KOV14D-420G	9.2	0.362	6.4	0.252
KOV14D-175G	7.5	0.295	4.4	0.173	KOV14D-460G	9.5	0.374	7.2	0.283
KOV14D-210G	7.6	0.299	4.7	0.185	KOV14D-510G	10.0	0.394	7.5	0.295
KOV14D-250G	7.9	0.311	5.0	0.197	KOV14D-550G	11.0	0.472	7.9	0.311
KOV14D-275G	8.1	0.319	5.2	0.205	KOV14D-750G	12.0	0.472	8.8	0.346
KOV14D-300G	8.3	0.327	5.4	0.213					

Construction



Packaging Information - 14 mm Disc

BULK:

Inner box size	Outer box size	Quantity
Size: 260*208*55(mm) 	Size: 435*275*200(mm) 	<ul style="list-style-type: none"> • 2400 pcs. per carton • 200 pcs. per bag • 2 bags per inner box • 6 inner boxes per carton

X-ON Electronics

Largest Supplier of Electrical and Electronic Components

Click to view similar products for [Varistors](#) category:

Click to view products by [Ruilongyuan](#) manufacturer:

Other Similar products are found below :

[R71ZOV151HC](#) [B72205S271K111](#) [B72214S251K151](#) [NTE1V020](#) [NTE1V130](#) [25FN511K](#) [S10K11G5S5](#) [ERZ-C14DK361U](#) [ERZ-C20DK221U](#) [207869-1](#) [AS-13](#) [B72540E 350K 62](#) [B72590D360A60](#) [B72650M301K93](#) [B72670M1140K72](#) [TVZ18EC271KBS](#) [TVZ20EB911KBS](#) [TVZ25D201KBS](#) [TVZ25D241KBS](#) [VDRH20X230BSE](#) [VZ07D220KBS](#) [VZ40D241KQ-N](#) [VZ40D241K](#) [VZ25D511KBS-N](#) [VZ20E511KBSX](#) [VZ20E221KBSX](#) [VZ10D471KBS-N](#) [20A9FN241K](#) [B72650M350K72](#) [TVZ25D301KBS](#) [TVZ20EC911KBS](#) [TVZ20EBN911KBS](#) [TVZ18EC471KBS](#) [B72220S350K101](#) [NTE1V030](#) [NTE1V275](#) [NTE2V015](#) [NTE2V035](#) [NTE2V115](#) [VZ20D391KBS-N](#) [VZ10D241KBS-N](#) [VZ07D390KBS-N](#) [VDRH14V060TSE](#) [VDRH20X300BKE](#) [V300LT4PX1841](#) [NTE1V017](#) [NTE1V115](#) [NTE1V150](#) [NTE1V300](#) [NTE2V025](#)