

ELECTRONICS




Positive Thermal Coefficient

RL06 Series

Positive Thermal Coefficient - RL06 Series

Features

1. I(hold): 075~300mA
2. 6V Operating voltages
3. Radial leaded devices.
4. Very high voltage surge capabilities.
5. Available in lead-free version.
6. Fast time-to-trip
7. RoHS compliant, Lead- Free and Halogen-Free



Applications

1. Overcurrent and overtemperature protection of automotive electronics
2. Hard disk drives
3. PC motherboards
4. PC peripherals
5. Point-of-sale (POS) equipment
6. PCMCIA cards
7. USB port protection - USB 2.0, 3.0 & OTG
8. HDMI 1.4 Source protection
9. Computers&peripherals

Product Name



Positive Thermal Coefficient - RL06 Series

Dimension

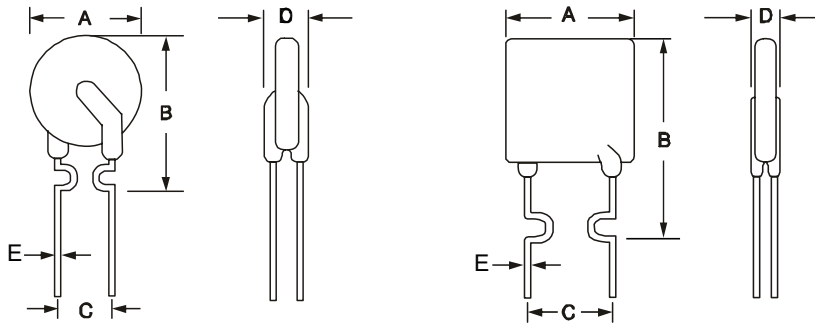


Fig.1

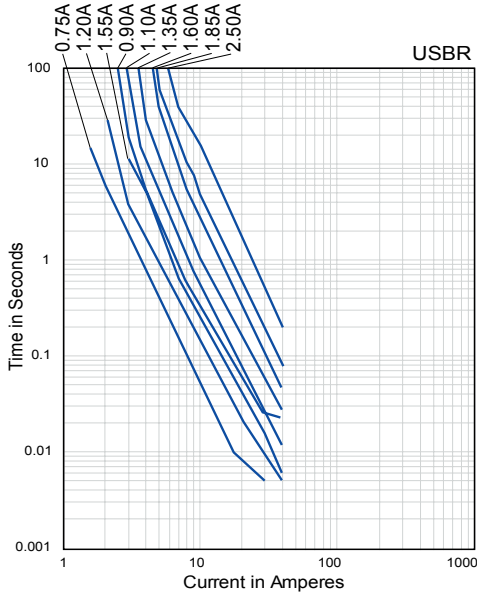
Fig.2

Type Number	I _{hold}	V _{max}	I _{trip}	I _{max}	R _{max}	R _{min}	P _{dtyp}	Package Dimensions (mm)					Circuit Figure
	A	V	A	A	Ω	Ω	W	A	B	C	D	E	
RL06-075	0.75	6	1.3	40	0.5	0.2	0.3	7.4	12.5	5.1	3	0.8	Fig.1
RL06-090	0.9	6	1.8	40	0.3	0.1	0.6	7.4	13.5	5.1	3	0.8	Fig.1
RL06-110	1.1	6	2.2	40	0.27	0.1	0.7	7.8	13	5.1	3	0.8	Fig.2
RL06-120	1.2	6	2.4	40	22	0.12	0.6	7.4	13.5	5.1	3	0.8	Fig.1
RL06-135	1.35	6	2.7	40	0.18	0.07	0.8	7.4	13.5	5.1	3	0.8	Fig.1
RL06-155	1.55	6	3.1	40	0.16	0.06	0.8	7.4	13.5	5.1	3	0.8	Fig.1
RL06-160	1.6	6	3.2	40	0.16	0.05	0.9	7.8	16	5.1	3	0.8	Fig.2
RL06-185	1.85	6	3.7	40	0.13	0.04	1	7.8	16	5.1	3	0.8	Fig.2
RL06-200	2.0	6	4	40	0.155	0.18	1	8.8	16	5.1	3	0.8	Fig.2
RL06-250	2.5	6	5	40	0.08	0.02	1.2	10	16	5.1	3	0.8	Fig.2
RL06-300	3	6	6	40	0.07	0.02	1.2	10	16.5	5.1	3	0.8	Fig.2

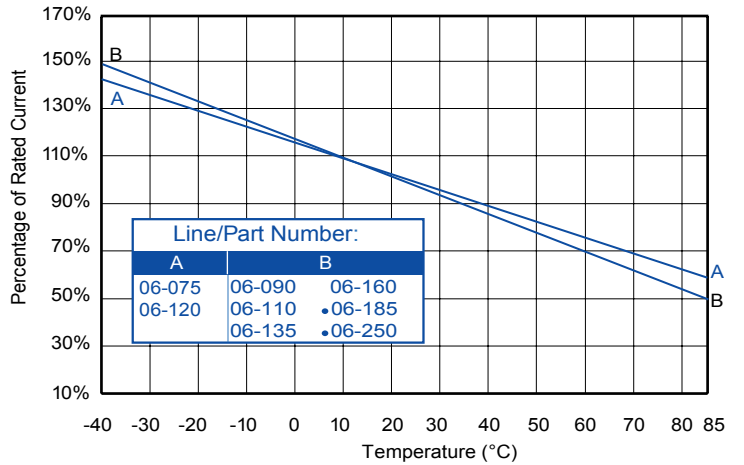
I_{hold} = Hold current: maximum current device will pass without tripping in 20°C still air.
 V_{max} = Maximum operating voltage device can withstand without damage at rated current (I_{max}).
 R_{min/max} = Minimum/Maximum device resistance prior to tripping at 25°C.
 I_{max} = Maximum fault current device can withstand without damage at rated voltage (V_{max}).
 I_{trip} = Trip current: minimum current at which the device will trip in 20°C still air.
 R_{typ} = Typical resistance of device in initial (un-soldered) state.

Positive Thermal Coefficient - RL06 Series

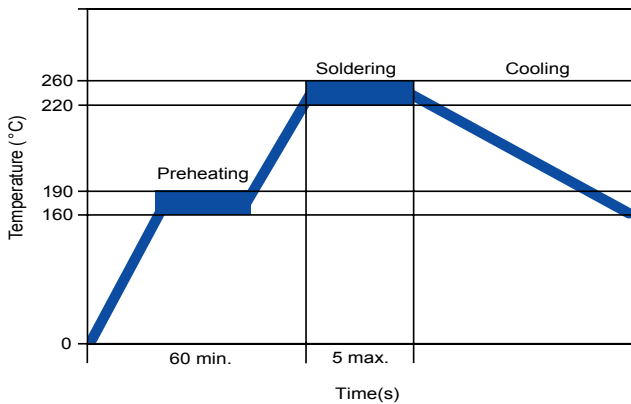
Average Time Current Curves



Temperature Rerating Curve



Soldering Parameters



Pre-Heating Zone Refer to the condition recommended by the flux manufacturer. Max. ramping rate should not exceed 4°C/Sec.

Soldering Zone Max. solder temperature should not exceed 260°C

Cooling Zone Cooling by natural convection in air.

Environmental Specifications

Operating/Storage Temperature -40°C to +85°C

Maximum Device Surface Temperature in Tripped State 125°C

Passive Aging +85°C, 1000 hours
-/+5% typical resistance change

Humidity Aging +85°C, 85% R.H, 1000 hours
-/+5% typical resistance change

Thermal Shock +85°C to -40°C R.H, 10 times
-/+5% typical resistance change

Solvent Resistance MIL-STD-202, Method 215F

Moisture Sensitivity Level Level 1, J-STD-020C

Physical Specifications

Lead Material 90-2.50A: Tin-plated Copper clad steel
75A: Tin-plated Copper

Soldering Characteristics Solderability per MIL-STD-202, Method 208E

Insulating Material Cured, flame retardant epoxy polymer meets UL 94V-0 requirements.

Device Labeling Marked with 'LF', voltage, current rating, and date code.

Positive Thermal Coefficient - RL06 Series

THERMAL DERATING CHART - IH(A)

Type Number	-40°C	-20°C	0°C	23°C	30°C	40°C	50°C	60°C	70°C	85°C
RL06-075	1.05	0.98	0.86	0.75	0.68	0.62	0.58	0.51	0.46	0.39
RL06-090	1.31	1.17	1.04	0.90	0.82	0.75	0.69	0.61	0.55	0.47
RL06-110	1.60	1.43	1.27	1.10	1.00	0.91	0.85	0.75	0.67	0.57
RL06-120	1.69	1.56	1.38	1.20	1.09	1.00	0.92	0.82	0.73	0.62
RL06-135	1.96	1.76	1.55	1.35	1.23	1.12	1.04	0.92	0.82	0.70
RL06-155	2.17	2.02	1.78	1.55	1.41	1.29	1.19	1.05	0.95	0.81
RL06-160	2.32	2.08	1.84	1.60	1.46	1.33	1.23	1.09	0.98	0.83
RL06-185	2.68	2.41	2.13	1.85	1.68	1.54	1.42	1.26	1.13	0.96
RL06-200	2.90	2.60	2.30	2.00	1.82	1.66	1.54	1.36	1.22	1.04
RL06-250	3.63	3.25	2.88	2.50	2.87	2.08	1.93	1.70	1.53	1.30
RL06-300	4.25	3.90	3.45	3.00	2.73	2.49	2.31	2.04	1.83	1.56

Warehouse Storage Conditions of Products

- Storage Conditions:
 1. Storage Temperature: -10°C~+40°C
 2. Relative Humidity:≤75%RH
 3. Keep away from corrosive atmosphere and sunlight.
- Period of Storage: 1 year

RuiLongYuan Electronics Co., Ltd.

- Reproducing and modifying information of the document is prohibited without permission from RuiLongYuan International Inc.
 - RuiLongYuan International Inc. reserves the rights to make changes of the content herein the document anytime without notification. Please refer to our website for the latest document.
 - RuiLongYuan International Inc. disclaims any and all liability arising out of the application or use of any product including damages incidentally and consequentially occurred.
 - RuiLongYuan International Inc. does not assume any and all implied warranties, including warranties of fitness for particular purpose, non-infringement and merchantability.
 - Applications shown on the herein document are examples of standard use and operation. Customers are responsible in comprehending the suitable use in particular applications. RuiLongYuan International Inc. makes no representation or warranty that such applications will be suitable for the specified use without further testing or modification.
 - The products shown herein are not designed and authorized for equipments requiring high level of reliability or relating to human life and for any applications concerning life-saving or life-sustaining, such as medical instruments, transportation equipment, aerospace machinery et cetera. Customers using or selling these products for use in such applications do so at their own risk and agree to fully indemnify RuiLongYuan International Inc. for any damages resulting from such improper use or sale.
-

X-ON Electronics

Largest Supplier of Electrical and Electronic Components

Click to view similar products for [Resettable Fuses - PPTC](#) category:

Click to view products by [Ruilongyuan](#) manufacturer:

Other Similar products are found below :

[RF0077-000](#) [RF3256-000](#) [RF3281-000](#) [RF3301-000](#) [RF3341-000](#) [RF3344-000](#) [RF3382-000](#) [SMD125-2](#) [RF2171-000](#) [RF2531-000](#) [RF2873-000](#) [RF3060-000](#) [TR600-150Q-B-0.5-0.130](#) [RXE090](#) [5E4795/04-1502](#) [TRF250-080T-B-1.0-0.125](#) [SMD100-2](#) [NIS5452MT1TXG](#) [NIS5431MT1TXG](#) [SMD250-2](#) [0ZCM0001FF2G](#) [0ZCM0003FF2G](#) [0ZCM0004FF2G](#) [BK60-017-DZ-E0.6](#) [F95456-000](#) [LVR100S](#) [RS30-090](#) [RS30-110](#) [RS30-600](#) [RS30-700](#) [RS30-800](#) [RS30-900](#) [RS60RB-005](#) [RS60RB-010](#) [RS60RB-020](#) [RS60RB-025](#) [RS60RB-050](#) [RS60RB-075](#) [RS60RB-160](#) [RS60SB-250](#) [ASMD0603-010-30V](#) [ASMD0603-025-16V](#) [ASMD2920-260-24V](#) [BSMD0603-025-12V](#) [BSMD1206-150-12V](#) [BSMD0805-020-33V](#) [BSMD1206-075-13.2V](#) [BSMD2920-400-6V](#) [BSMD2920-300-6V](#) [BSMD2920-700-6V](#)