

Description

Positive Thermal Coefficient devices(PTC),provide over-current protection for electrical and electronic devices. They function using conducting strips of metal imbedded inside polymers. Under normal conditions, the devices resistance is near zero, but over-current conditions will heat the PTC and expand the polymer, increasing the impedance. When current returns to normal, the components cool down, returning to their original shape and very low levels of resistance.



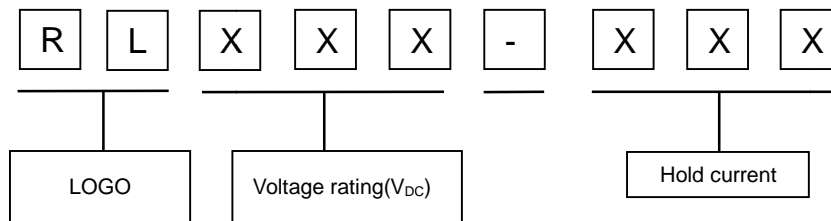
Features

- I I(hold): 0.5~9.0A
- I 30V Operating voltages
- I Radial leaded devices.
- I Over-current protection
- I Very high voltage surge capabilities.
- I Available in lead-free version.
- I Fast time-to-trip
- I RoHS compliant, Lead- Free and Halogen-Free

Applications

- I Over-current and over-temperature protection of automotive electronics
- I Hard disk drives
- I Point-of-sale (POS) equipment
- I PCMCIA cards
- I Power over Ethernet (POE)
- I HDMI 1.4 Source protection
- I Computers & peripherals
- I Industrial control
- I Security systems

Part Number Code



Environmental Specifications

Test	Conditions	Resistance change
Passive aging	+85°C, 1000hrs	±8% typical
Humidity aging	+85°C, 85%R.H.1000hrs	±8% typical
Thermal shock	+125°C to -55°C, 10times	±12% typical
Resistance to solvent	MIL-STD-202, Method 215	No change
Vibration	MIL-STD-202, Method 201	No change



Electrical Characteristic

Model	I _{hold} (A)	I _T (A)	V _{max} (V)	Maximum Time to Trip		I _{max} (A)	Pd _{typ} (W)	Resistance(Ω)	
				Current(A)	Time(S)			Ri _{min}	R1 _{max}
RL30-050	0.50	1.0	30	2.5	4.1	40	0.5	0.25	0.25~1.20
RL30-070	0.70	1.4	30	3.50	4.3	40	0.6	0.14	0.35
RL30-075	0.75	1.5	30	3.75	5.2	40	0.6	0.12	0.42
RL30-090	0.90	1.8	30	4.5	5.9	40	0.6	0.07	0.30
RL30-110	1.10	2.2	30	5.5	6.6	40	0.7	0.05	0.26
RL30-120	1.20	2.4	30	6.0	8.0	40	0.8	0.08	0.20
RL30-135	1.35	2.7	30	6.75	7.3	40	0.8	0.04	0.22
RL30-160	1.60	3.2	30	8.0	8.0	40	0.9	0.03	0.18
RL30-185	1.85	3.7	30	9.25	8.7	40	1.0	0.03	0.15
RL30-200	2.00	4.0	30	10.0	11	40	1.0	0.03	0.13
RL30-250	2.50	5.0	30	12.5	10.3	40	1.2	0.02	0.10
RL30-300	3.00	6.0	30	15.0	10.8	40	2.0	0.02	0.10
RL30-400	4.00	8.0	30	20.0	12.7	40	2.5	0.01	0.09
RL30-500	5.00	10.0	30	25.0	14.5	40	3.0	0.01	0.08
RL30-600	6.00	12.0	30	30.0	16	40	3.5	0.005	0.06
RL30-700	7.00	14.0	30	35.0	17.5	40	3.8	0.005	0.05
RL30-800	8.00	16.0	30	40.0	18.8	40	4.0	0.005	0.18
RL30-900	9.00	18.0	30	45.0	20	40	4.2	0.005	0.025

I_H=Hold current: maximum current at which the device will not trip at 25°C still air.

I_T=Trip current: minimum current at which the device will nalways at 25°C still air.

V_{max}=Maximum voltage device can withstand without damage at rated current.

I_{max}=Maximum fault current device can withstand tithout damage at rated voltage.

T_{trip}=Maximum time to trip(s) at assigned current.

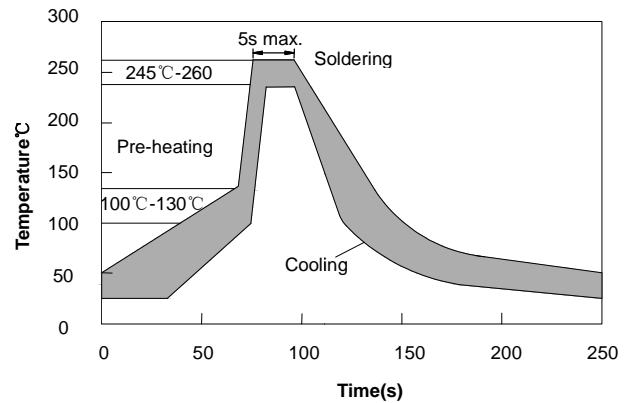
P_d=Typical power dissipation: typical amount of power dissipated by the decice when in state air environment.

Ri_{min}=Minimum device resistance at 25°C prior to tripping.

R1_{max}=Maximum device resistance is measured one hour post reflow.

Solder reflow conditions

Wave Soldering
Soldering Temperature: 260°C ~ 270°C
Soldering Time: ≤ 3sec.
Soldering Position: Resettable fuse wire and the bottom ≥ 6mm.
Manual soldering
Soldering Temperature: 250°C ~ 280°C
Soldering Time: ≤ 3sec.
Soldering Position: Resettable fuse wire and the bottom ≥ 6mm.



I_{hold} Versus Temperature

Part Number	Ambient Operation Temperature								
	-40 °C	-20 °C	0 °C	25 °C	40 °C	50 °C	60 °C	70 °C	85 °C
RL30-050	0.73	0.65	0.58	0.50	0.42	0.38	0.34	0.31	0.26
RL30-070	1.01	0.95	0.84	0.70	0.63	0.58	0.50	0.47	0.38
RL30-075	1.10	1.13	0.93	0.75	0.69	0.63	0.54	0.51	0.42
RL30-090	1.31	1.17	1.04	0.90	0.75	0.69	0.61	0.55	0.47
RL30-110	1.60	1.43	1.27	1.10	0.91	0.85	0.75	0.67	0.57
RL30-120									
RL30-135	1.96	1.76	1.55	1.35	1.12	1.04	0.92	0.82	0.70
RL30-160	2.32	2.08	1.84	1.60	1.33	1.23	1.09	0.98	0.83
RL30-185	2.68	2.41	2.13	1.85	1.54	1.42	1.26	1.13	0.96
RL30-200	3.13	2.80	2.35	2.00	1.82	1.66	1.45	1.33	1.01
RL30-250	3.63	3.25	2.88	2.50	2.08	1.93	1.54	1.53	1.30
RL30-300	4.35	3.90	3.45	3.00	2.49	2.31	2.04	1.83	1.56
RL30-400	5.80	5.20	4.60	4.00	3.32	3.08	2.72	2.44	2.08
RL30-500	7.25	6.50	5.75	5.00	4.15	3.85	3.40	3.05	2.60
RL30-600	8.70	7.80	6.90	6.00	4.98	4.62	4.08	3.66	3.12
RL30-700	10.15	9.10	8.05	7.00	5.81	5.39	4.76	4.27	3.64
RL30-800	11.60	10.40	9.20	8.00	6.64				
RL30-900									



Product Dimensions

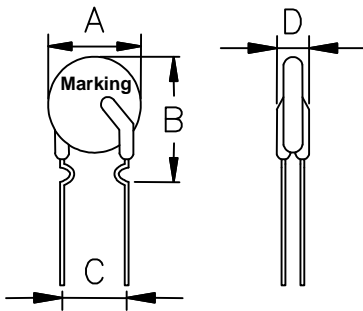


fig.1

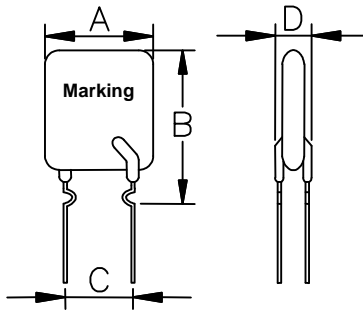


fig.2

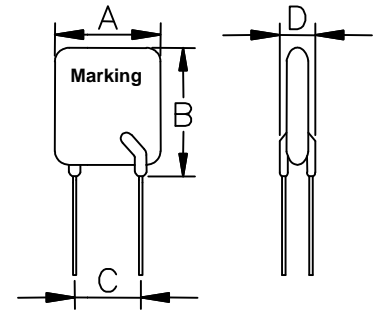


fig.3

Type Number	Dimensions (mm)					Dimensions (in)					Shape
	A(max)	B(max)	C(typ)	D(max)	Lead Φ (typ)	A(max)	B(max)	C(typ)	D(max)	Lead Φ (typ)	Fig
RL30-050	8.0	14.0	5.1	3.1	0.5	0.315	0.551	0.201	0.122	0.02	1
RL30-070	7.4	14.2	5.1	3	0.5	0.291	0.559	0.201	0.118	0.02	2
RL30-075	7.4	14.2	5.1	3	0.5	0.291	0.559	0.201	0.118	0.02	2
RL30-090	7.4	18.5	5.1	3	0.5	0.291	0.728	0.201	0.118	0.02	2
RL30-110	7.4	18.5	5.1	3	0.5	0.291	0.728	0.201	0.118	0.02	2
RL30-120	7.4	18.5	5.1	3	0.5	0.291	0.728	0.201	0.118	0.02	2
RL30-135	9.2	17.6	5.1	3	0.6	0.362	0.693	0.201	0.118	0.024	2
RL30-160	9.2	20.2	5.1	3	0.6	0.362	0.795	0.201	0.118	0.024	2
RL30-185	10.2	20.2	5.1	3	0.6	0.402	0.795	0.201	0.118	0.024	2
RL30-200	15.2	20.2	5.1	3	0.6	0.598	0.795	0.201	0.118	0.024	2
RL30-250	13.2	22.4	5.1	3	0.6	0.52	0.882	0.201	0.118	0.024	2
RL30-300	13.2	20.4	5.1	3	0.8	0.52	0.803	0.201	0.118	0.031	3
RL30-400	14.0	23.7	5.1	3	0.8	0.551	0.933	0.201	0.118	0.031	3
RL30-500	17.7	24.9	10.2	3	0.8	0.697	0.980	0.402	0.118	0.031	3
RL30-600	17.2	27.0	10.2	3	0.8	0.677	1.063	0.402	0.118	0.031	3
RL30-700	19.1	27.0	10.2	3	0.8	0.752	1.063	0.402	0.118	0.031	3
RL30-800	23.5	29.2	10.2	3	0.8	0.925	1.150	0.402	0.118	0.031	3
RL30-900	25.5	30.0	10.2	3	0.8	1.004	1.181	0.402	0.118	0.031	3

Packaging

Part Number	Quantity
RL30-050~RL30-700	500pcs/bag
RL30-800~RL30-900	200pcs/bag



X-ON Electronics

Largest Supplier of Electrical and Electronic Components

Click to view similar products for [Resettable Fuses - PPTC category](#):

Click to view products by [Ruilongyuan manufacturer](#):

Other Similar products are found below :

[RF0077-000](#) [RF2534-000](#) [RF3256-000](#) [RF3281-000](#) [RF3301-000](#) [RF3344-000](#) [RF3382-000](#) [SMD125-2](#) [RF2171-000](#) [RF2531-000](#) [RF2873-000](#) [RF3060-000](#) [TR600-150Q-B-0.5-0.130](#) [RXE090](#) [5E4795/04-1502](#) [TRF250-080T-B-1.0-0.125](#) [SMD100-2](#) [NIS5452MT1TXG](#) [NIS5431MT1TXG](#) [SMD250-2](#) [0ZCM0001FF2G](#) [0ZCM0003FF2G](#) [0ZCM0004FF2G](#) [BK60-017-DZ-E0.6](#) [F95456-000](#) [LVR100S](#) [RS30-090](#) [RS30-600](#) [RS30-700](#) [RS30-800](#) [RS30-900](#) [RS60RB-005](#) [RS60RB-010](#) [RS60RB-020](#) [RS60RB-025](#) [RS60RB-050](#) [RS60RB-075](#) [RS60RB-160](#) [SMD1206-300C-12V](#) [SB250-145](#) [SB250-030](#) [SB250-040](#) [SB250-200](#) [SB250-600](#) [SMD0805-005-24V](#) [SMD0805-050-16V](#) [SMD1210-005-60V](#) [SMD0805-005](#) [R60-375](#) [SMD0805K110SF6V](#)