

ELECTRONICS




Positive Thermal Coefficient

RL600 Series

Positive Thermal Coefficient - RL600 Series

Features

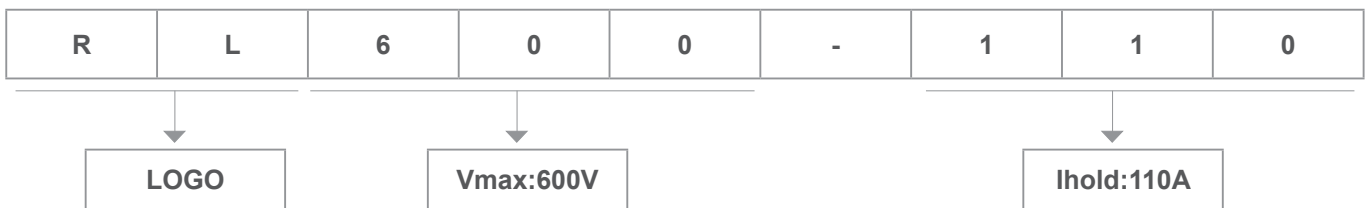
1. I(hold):110~160mA
2. 600V Operating voltages
3. Radial leaded devices.
4. Very high voltage surge capabilities.
5. Available in lead-free version.
6. Fast time-to-trip
7. RoHS compliant, Lead- Free and Halogen-Free



Applications

1. Overcurrent and overtemperature
 2. protection of automotive electronics
 3. Hard disk drives
 4. PC motherboards
 5. PC peripherals
- Point-of-sale (POS) equipment
 - PCMCIA cards
 - USB port protection
 - HDMI 1.4 Source protection
 - Computers & peripherals
 - General Electronics

Product Name



Positive Thermal Coefficient - RL600 Series

Dimension

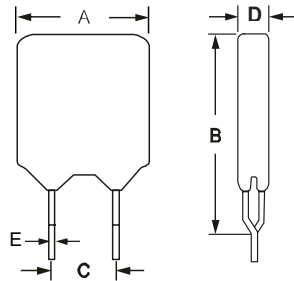


Fig.1

Type Number	Ihold	Vmax	Itrip	Ttrip		Imax	Rmax	Rmin	Package Dimensions (mm)					Circuit Figure
	A	V	A	Current A	Times S	A	Ω	Ω	A	B	C	D	E	
RL600-110	0.11	600	0.3	0.5	1.5	3	14	7	14	14	5.1	6.1	0.8	Fig.1
RL600-150	0.15	600	0.3	1.5	0.15	3	12	6	14	14	5.1	6.1	0.8	Fig.1
RL600-160	0.16	600	0.32	1.5	0.15	3	10	4	14	14	5.1	6.1	0.8	Fig.1

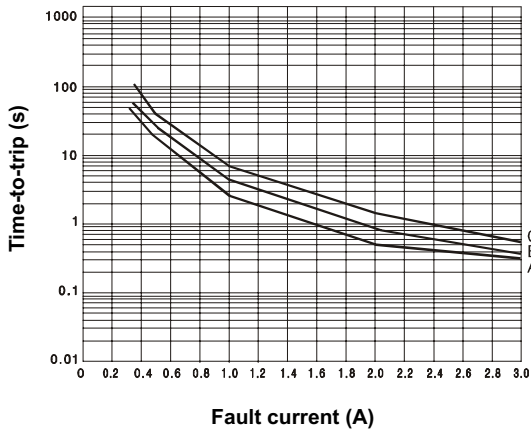
I hold = Hold Current. Maximum current device will not trip in 25°C still air.
 I trip = Trip Current. Minimum current at which the device will always trip in 25°C still air.
 V max = Maximum operating voltage device can withstand without damage at rated current (I max).
 I max = Maximum fault current device can withstand without damage at rated voltage (V max).
 R min/max = Minimum/Maximum device resistance prior to tripping at 25°C.

Environmental Specifications

Test	Conditions	Resistance change
Passive aging	+85°C, 1000 hrs	±5% typical
Humidity aging	+85°C, 85% R.H., 168 hours	±5% typical
Thermal shock	+85°C to -40°C, 20 times	±33% typical
Resistance to so vent	MIL-STD-202, Method 215	Nn change
Vibration	MIL-STD-202, Method 201	Nn change
Ambient operating conditins: -40°C to +85°C		
Maximum surface temperature of the device in the tripped state is 125°C		

Positive Thermal Coefficient - RL600 Series

TYPICAL TIME-TO-TRIP CHARTS @ 25°C

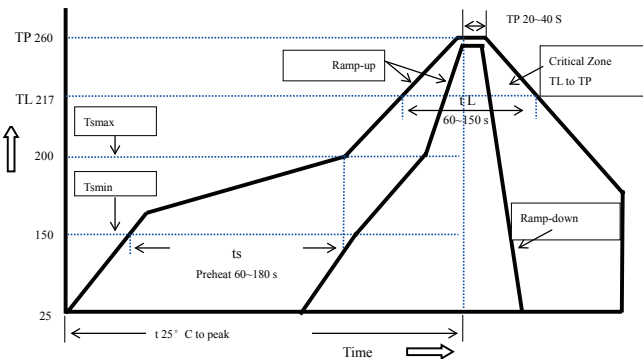


A = RL600-110
 B = RL600-150
 C = RL600-160

STORAGE RECOMMENDATIONS

1. Storage Temperature : -10 °C~+40°C
2. Relative Humidity : ≤ 80%RH
4. Period of Storage: 1 year.
3. Keep away from corrosive atmosphere and sunlight.

Soldering Parameters



Profile Feature	Pb-Free Assembly
Average Ramp-Up Rate(Ts max to T p)	3°C/second mac.
Preheat	
-Temperature Min(Ts min)	150°C
-Temperature Max(Ts max)	200°C
-Time(Ts min to Ts max)	60~180 seconds
Time maintained above:	
-Temperature(TL)	+217°C
-Time(tL)	60~150 seconds
Peak Temperature(Tp)	260°C
Ramp-Down Rate	6°C/second max.
Time 25°C to Peak Temperature	8 minutes max
Storage Condition	0°C~35°C,70%RH

Recommended reflow methods: IR, vapor phase oven, hot air oven, N2 environment for lead-free

Recommended maximum paste thickness is 0.25mm
 Devices can be cleaned using standard industry methods and solvents.

Note 1: All temperature refer to topside of the package, measured on the package body surface.

Note 2: If reflow temperatures exceed the recommended profile, devices may not meet the performance requirements.

Positive Thermal Coefficient - RL600 Series

TEST PROCEDURES AND REQUIREMENT

Test	Test Conditions	Accept/Reject Criteria
Resistance	In still air @25°C	$R_{min} \leq R \leq R_{max}$
Time to Trip	Specified current, V_{max} , 25°C	$T \leq \text{max. Time to trip}(T_{trip})$
Hold Current	30 min, at I _H	No trip
Trip Cycle Life	V_{max} , I_{max} , 100 cycles	No arcing or burning
Trip Endurance	V_{max} , 24hours	No arcing or burning

I_{hold} Versus Temperature

Type Number	-20°C	0°C	25°C	30°C	40°C	50 °C	60°C	70°C	85°C
RL600-110	152	131	110	100	91	80	70	61	46
RL600-150	207	179	150	137	125	110	96	83	63
RL600-160	221	190	160	146	133	117	102	88	67

Warehouse Storage Conditions of Products

- Storage Conditions:
 1. Storage Temperature: -10°C~+40°C
 2. Relative Humidity: ≤75%RH
 3. Keep away from corrosive atmosphere and sunlight.
- Period of Storage: 1 year

RuiLongYuan Electronics Co., Ltd.

- Reproducing and modifying information of the document is prohibited without permission from RuiLongYuan International Inc.
 - RuiLongYuan International Inc. reserves the rights to make changes of the content herein the document anytime without notification. Please refer to our website for the latest document.
 - RuiLongYuan International Inc. disclaims any and all liability arising out of the application or use of any product including damages incidentally and consequentially occurred.
 - RuiLongYuan International Inc. does not assume any and all implied warranties, including warranties of fitness for particular purpose, non-infringement and merchantability.
 - Applications shown on the herein document are examples of standard use and operation. Customers are responsible in comprehending the suitable use in particular applications. RuiLongYuan International Inc. makes no representation or warranty that such applications will be suitable for the specified use without further testing or modification.
 - The products shown herein are not designed and authorized for equipments requiring high level of reliability or relating to human life and for any applications concerning life-saving or life-sustaining, such as medical instruments, transportation equipment, aerospace machinery et cetera. Customers using or selling these products for use in such applications do so at their own risk and agree to fully indemnify RuiLongYuan International Inc. for any damages resulting from such improper use or sale.
-

X-ON Electronics

Largest Supplier of Electrical and Electronic Components

Click to view similar products for [Resettable Fuses - PPTC](#) category:

Click to view products by [Ruilongyuan](#) manufacturer:

Other Similar products are found below :

[RF0077-000](#) [RF3256-000](#) [RF3281-000](#) [RF3301-000](#) [RF3341-000](#) [RF3344-000](#) [RF3382-000](#) [SMD125-2](#) [RF2171-000](#) [RF2531-000](#) [RF2873-000](#) [RF3060-000](#) [TR600-150Q-B-0.5-0.130](#) [RXE090](#) [5E4795/04-1502](#) [TRF250-080T-B-1.0-0.125](#) [SMD100-2](#) [NIS5452MT1TXG](#) [NIS5431MT1TXG](#) [SMD250-2](#) [0ZCM0001FF2G](#) [0ZCM0003FF2G](#) [0ZCM0004FF2G](#) [BK60-017-DZ-E0.6](#) [F95456-000](#) [LVR100S](#) [RS30-090](#) [RS30-110](#) [RS30-600](#) [RS30-700](#) [RS30-800](#) [RS30-900](#) [RS60RB-005](#) [RS60RB-010](#) [RS60RB-020](#) [RS60RB-025](#) [RS60RB-050](#) [RS60RB-075](#) [RS60RB-160](#) [RS60SB-250](#) [ASMD0603-010-30V](#) [ASMD0603-025-16V](#) [ASMD2920-260-24V](#) [BSMD0603-025-12V](#) [BSMD1206-150-12V](#) [BSMD0805-020-33V](#) [BSMD1206-075-13.2V](#) [BSMD2920-400-6V](#) [BSMD2920-300-6V](#) [BSMD2920-700-6V](#)