

**RUILON**

瑞隆源电子



# TVS/ESD Arrays

RLST23A2.82LV Series

**361°** Circuit Protection  
System

Revision:DEC-16

Please refer to <http://www.ruilon.com.cn> for current information.

## TVS/ESD Arrays - RLST23A2.82LV Series

### Features

- 400 Watts Peak Pulse Power per Line (tp = 8/20µs)
- Working voltages: 2.8V
- Low Leakage Current
- Low operating and clamping voltages
- Lead Free/RoHS compliant
- Solid-state silicon avalanche technology
- Provides ESD protection to IEC61000-4-2(ESD):
  - ±15kV (air discharge)
  - ±8kV (contact discharge)



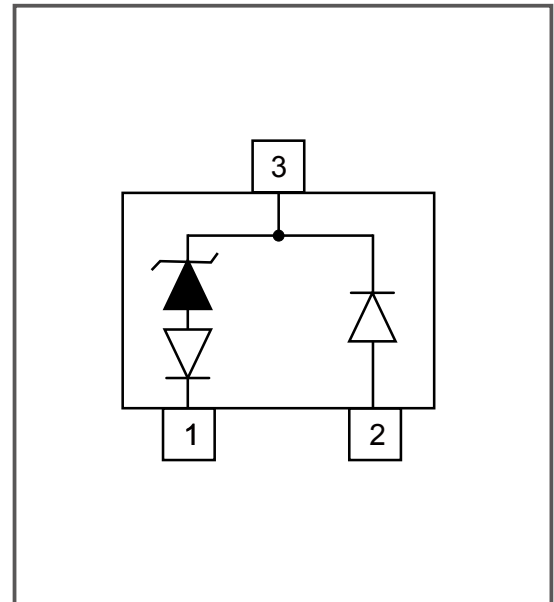
### Mechanical Characteristics

- SOT-23 package
- Molding compound flammability rating: UL 94V-0
- Quantity Per Reel : 3,000pcs
- Reel Size : 7 inch
- Lead Finish : Lead Free

### Applications

- 10/100 Ethernet
- WAN/LAN Equipment
- Switching Systems
- Desktops, Servers, Notebooks & Handhelds
- Laser Diode Protection
- Base Stations

### Pinout and Functional Block Diagram



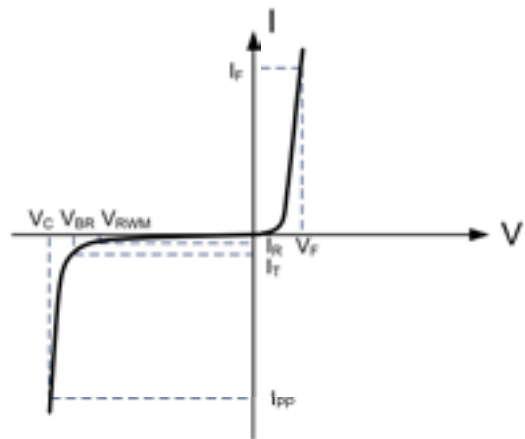
## TVS/ESD Arrays - RLST23A2.82LV Series

### Absolute Maximum Rating

Rating	Symbol	Value	Units
Peak Pulse Power (tp =8/20μs)	PPK	400	Watts
ESD Voltage (Contact)	V <sub>ESD</sub>	±8	Kv
ESD Voltage (Air)	V <sub>ESD</sub>	±15	Kv
Lead Soldering Temperature	T <sub>L</sub>	260 (10 sec.)	°C
Operating Temperature	T <sub>J</sub>	-55 to +125	°C
Storage Temperature	T <sub>STG</sub>	-55 to +150	°C

### Electrical Parameters (T=25°C)

Symbol	Parameter
I <sub>PP</sub>	Maximum Reverse Peak Pulse Current
V <sub>C</sub>	Clamping Voltage @ I <sub>PP</sub>
V <sub>RWM</sub>	Working Peak Reverse Voltage
I <sub>R</sub>	Maximum Reverse Leakage Current @ V <sub>RWM</sub>
V <sub>BR</sub>	Breakdown Voltage @ I <sub>T</sub>
I <sub>T</sub>	Test Current
I <sub>F</sub>	Forward Current
V <sub>F</sub>	Forward Voltage @ I <sub>F</sub>



### Electrical Characteristics (@ 25°C Unless Otherwise Specified)

Type Number	Reverse Stand-Off Voltage	Min Breakdown Voltage	Peak Pulse Voltage @8/20μS	Peak Pulse Current @8/20μS	Reverse Leakage @V <sub>RWM</sub>	Typical Capacitance
	V <sub>RWM</sub>	V <sub>BR</sub> @1mA	V <sub>C</sub> @5A	I <sub>PP</sub>	I <sub>R</sub> @V <sub>RWM</sub>	DC=0V C <sub>J</sub> @ 1 MHz
	V	V	V	A	μA	pF
RLST23A2.82LV	2.8	3	8.5	24	1	3

## TVS/ESD Arrays - RLST23A2.82LV Series

### Characteristic Curves

Fig1. 8/20 $\mu$ s Pulse Waveform

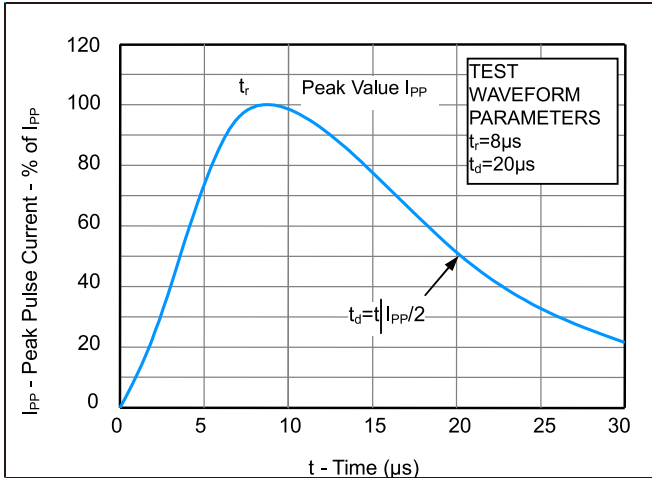


Fig2. ESD Pulse Waveform (according to IEC 61000-4-2)

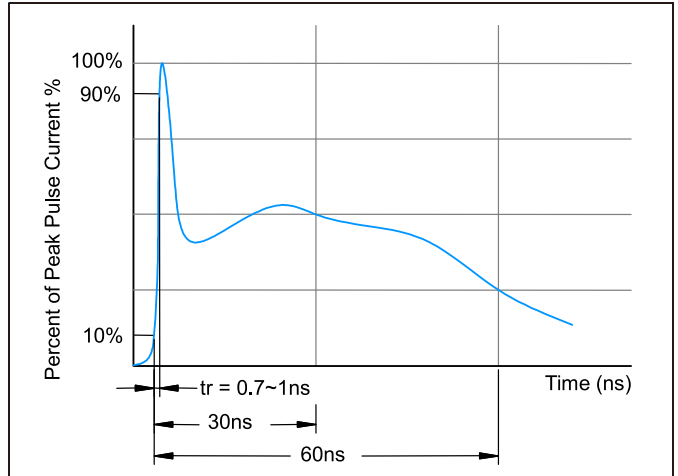


Fig3. Power Derating Curve

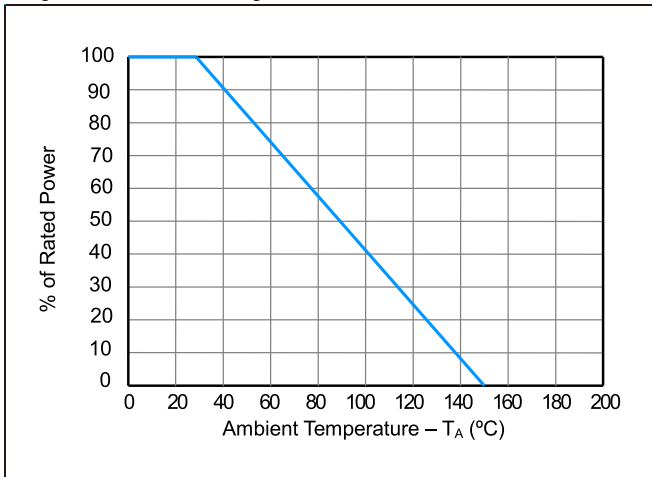
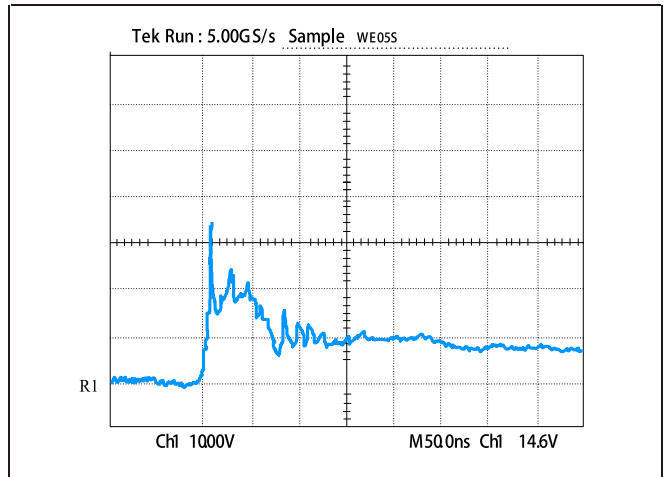
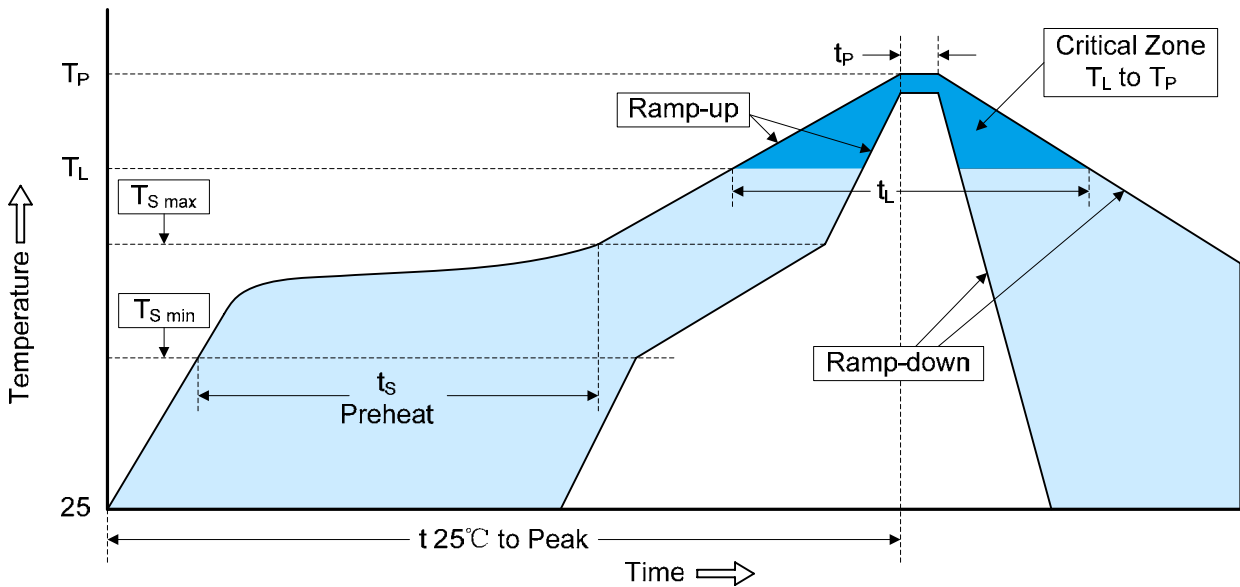


Figure 4: ESD Clamping (8kV Contact per IEC 61000-4-2)



## TVS/ESD Arrays - RLST23A2.82LV Series

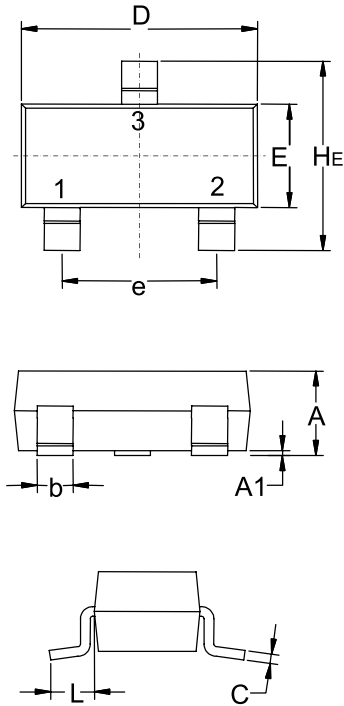
### Recommended Soldering Conditions



Profile Feature	Pb-Free Assembly
Average ramp-up rate ( $T_L$ to $T_P$ )	3°C/second max.
Preheat	
-Temperature Min ( $T_{S\ min}$ )	150°C
-Temperature Max ( $T_{S\ max}$ )	200°C
-Time (min to max) ( $t_s$ )	60-180 seconds
$T_{S\ max}$ to $T_L$	
-Ramp-up Rate	3°C/second max.
Time maintained above:	
-Temperature ( $T_L$ )	217°C
-Time ( $t_L$ )	60-150 seconds
Peak Temperature ( $T_P$ )	260°C
Time within 5°C of actual Peak Temperature ( $t_p$ )	20-40 seconds
Ramp-down Rate	6°C/second max.
Time 25°C to Peak Temperature	8 minutes max.

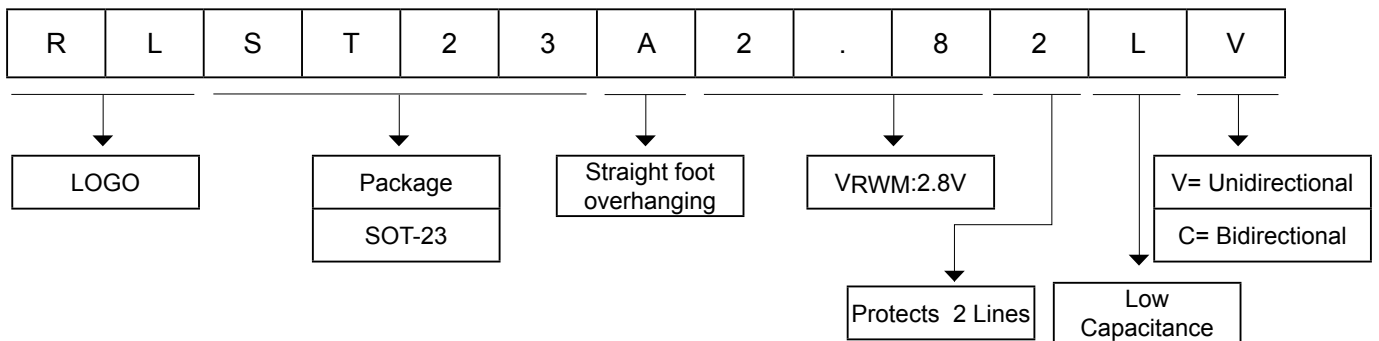
## TVS/ESD Arrays - RLST23A2.82LV Series

### Package dimension SOT-23



DIM	Dimensions					
	Inches			Millimeters		
	Min	Nom	Max	Min	Nom	Max
A	0.035	0.040	0.044	0.89	1.00	1.12
A1	0.001	0.002	0.004	0.01	0.06	0.10
b	0.015	0.018	0.020	0.37	0.44	0.50
C	0.003	0.005	0.007	0.09	0.13	0.18
D	0.110	0.114	0.120	2.80	2.90	3.04
E	0.047	0.051	0.055	1.20	1.30	1.40
e	0.070	0.075	0.081	1.78	1.90	2.04
L	0.014	0.021	0.029	0.35	0.54	0.69
HE	0.083	0.094	0.104	2.1	2.4	2.64

### Part Number Code



## X-ON Electronics

Largest Supplier of Electrical and Electronic Components

*Click to view similar products for [ESD Suppressors / TVS Diodes](#) category:*

*Click to view products by [Ruilongyuan](#) manufacturer:*

Other Similar products are found below :

[60KS200C](#) [D18V0L1B2LP-7B](#) [D5V0F4U5P5-7](#) [NTE4902](#) [P4KE27CA](#) [P6KE11CA](#) [P6KE8.2A](#) [SA60CA](#) [SA64CA](#) [SMBJ12CATR](#)  
[SMBJ33CATR](#) [SMBJ6.5A](#) [SMBJ8.0A](#) [ESD101-B1-02ELS](#) [E6327](#) [ESD112-B1-02EL](#) [E6327](#) [ESD7451N2T5G](#) [19180-510](#) [CPDT-5V0USP-](#)  
[HF](#) [3.0SMCJ33CA-F](#) [3.0SMCJ36A-F](#) [HSPC16701B02TP](#) [JANTX1N6126A](#) [D3V3Q1B2DLP3-7](#) [D55V0M1B2WS-7](#) [SCM1293A-04SO](#)  
[ESD200-B1-CSP0201](#) [E6327](#) [SM12-7](#) [CEN955 W/DATA](#) [VESD12A1A-HD1-GS08](#) [CPDQC5V0-HF](#) [D1213A-01LP4-7B](#) [ESD101-B1-02EL](#)  
[E6327](#) [AOZ8808DI-03](#) [5KP15A](#) [5KP48A](#) [5KP90A](#) [ESD3V3D7-TP](#) [15KPA36A-LF](#) [P4KE56CA](#) [P4KE68A](#) [P4KE91CATR](#) [P6KE120A](#)  
[P6KE13CA](#) [P6KE43CA](#) [P6KE6.8CA](#) [P6KE8.2](#) [P6SMBJ20CA](#) [JANTX1N6072A](#) [SR2835ESKG](#) [SA90CA](#)