

## Positive Thermal Coefficient Diodes

### RLVR240-012~055 Series

The RLVR240 Series is designed to protect against short duration high voltage fault currents (power cross or power induction surge) typically found in telecom applications. The series can be used to help telecom networking equipment meet the protection requirements specified in ITU K.20 and K.21.

#### Features

- 0.12 – 0.55 hold current range, 240VAC operating voltage
- 240VAC interrupt rating
- Fast time-to-trip
- Binned and sorted narrow resistance ranges available
- RoHS compliant, Lead- Free and Halogen-Free\*

#### Applications

- Customer Premises Equipment (CPE)
- Central Office (CO)/ telecom centers
- LAN/WAN equipment
- Access equipment
- PC peripherals
- Point-of-sale (POS) equipment
- PCMCIA cards
- USB port protection - USB 2.0, 3.0 & OTG
- HDMI 1.4 Source protection
- Computers&peripherals
- General Electronics



#### Dimension

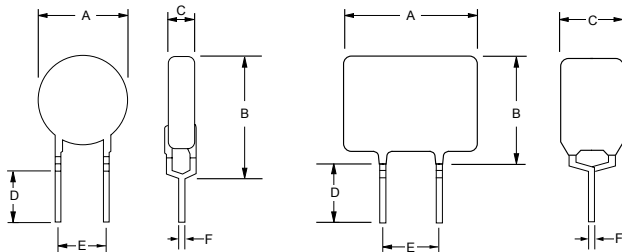
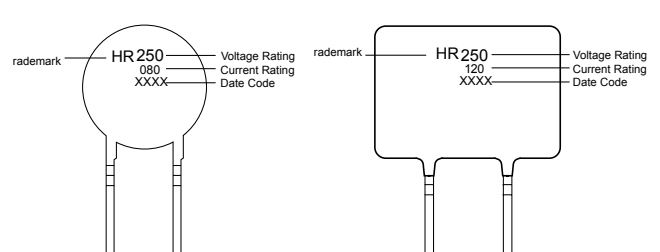


Figure 1

Figure 2

#### Part Marking System



Type Number	Figure	A	B	C	D	E	F
		mm Max	mm Max	mm Max	mm Min	mm typ	mm Min
RLVR240-012	1	8.3	12.9	3.8	7.6	5.1	0.6
RLVR240-016	1	9.9	13.8	3.8	7.6	5.1	0.6
RLVR240-025	2	9.6	18.8	3.8	7.6	5.1	0.6
RLVR240-033	2	11.4	29.0	3.8	7.6	5.1	0.6
RLVR240-040	2	11.5	20.9	3.8	7.6	5.1	0.6
RLVR240-055	2	14.0	22.4	4.1	7.6	5.1	0.6

## Electrical Characteristics

Type Number	I <sub>hold</sub>	I <sub>trip</sub>	V <sub>max</sub>	I <sub>max</sub>	P <sub>d</sub> max.	Resistance	
	(A)	(A)	(VAC)	(A)	(W)	R <sub>min</sub> (Ω)	R <sub>1max</sub> (Ω)
RLVR240-012	0.12	0.30	240	1	1	3.0	6.5
RLVR240-016	0.16	0.37	240	3	1.5	2.5	4.1
RLVR240-025	0.25	0.56	240	3	1.5	1.3	2.1
RLVR240-033	0.33	0.74	240	3	1.5	0.77	1.24
RLVR240-040	0.40	0.90	240	3	1.5	0.60	0.97
RLVR240-055	0.55	1.25	240	3	1.5	0.45	0.73

I<sub>hold</sub> = Hold current: maximum current device will pass without tripping in 23°C still air.

R<sub>min</sub> = Minimum resistance of device in initial (un-soldered) state.

I<sub>trip</sub> = Trip current: minimum current at which the device will trip in 23°C still air.

R<sub>typ</sub> = Typical resistance of device in initial (un-soldered) state.

V<sub>int</sub> = Maximum voltage the device can withstand without damage at rated current (I<sub>max</sub>)

V<sub>op</sub> = The device regular operation voltage

I<sub>max</sub> = Maximum fault current device can withstand without damage at rated voltage (V<sub>max</sub>)

P<sub>d</sub> = Power dissipated from device when in the tripped state at 23°C still air.

R<sub>1max</sub> = Maximum resistance of device at 20°C measured one hour after tripping.

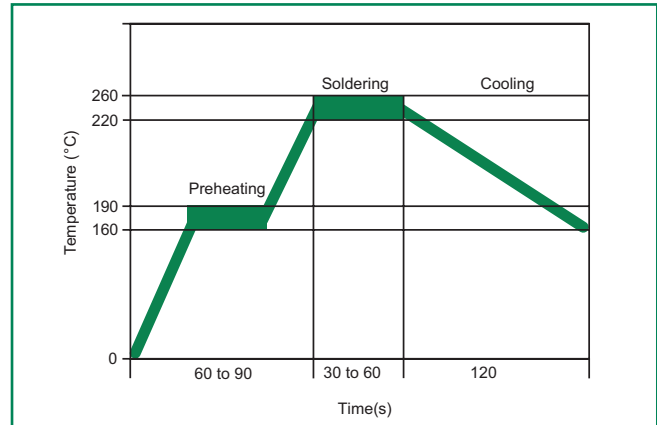
Caution: Operation beyond the specified rating may result in damage and possible arcing and flame.

## Soldering Parameters - Solder Reflow

Condition	Reflow
Peak Temp/ Duration Time	260°C ≥ 5 Sec
≥ 220°C	30 Sec ~ 60 Sec
Preheat 160°C ~ 190°C	60 Sec ~ 90 Sec
Storage Condition	0°C~35°C, ≤ 70%RH

- Recommended reflow methods: IR, vapor phase oven, hot air oven, N<sub>2</sub> environment for lead-free.
- Devices are not designed to be wave soldered to the bottom side of the board.
- Devices can be cleaned using standard industry methods and solvents.

Note: If reflow temperatures exceed the recommended profile, devices may not meet the performance requirements.



## Environmental Specifications

Physical Specifications	
Lead Material	Tin-plated Copper
Soldering Characteristics	Solderability per MIL-STD-202, Method 208E
Insulating Material	Cured, flame retardant epoxy polymer meets UL94V-0 requirements.
Device Labeling	Marked with 'LF', voltage, current rating, and date code.

Operating/Storage Temperature	-40°C to +85°C
Maximum Device Surface Temperature in Tripped State	125°C
Passive Aging	65°C/85°C, 1000 hours
Humidity Aging	+85°C, 85% R.H., 1000 hours
Thermal Shock	MIL-STD-202F, Method 107G +125°C to -55°C 10 times
Solvent Resistance	MIL-STD-202, Method 215F
Moisture Sensitivity Level	Level 1, J-STD-020C

RUILONG.YUAN CO.,LTD  
Tel: +86- 0755-82908296  
Fax: +86- 0755-82908002

Email: [jack@ruilon.com](mailto:jack@ruilon.com)  
Website: <http://www.ruilon.com>

RuiLongYuan Electronics are trademarks.

Information furnished is believed to be accurate and reliable. However, users should independently evaluate the suitability of and test each product selected for their own applications. RUILONYUAN Electronics reserves the right to change or update, without notice, any information contained in this publication; to change, without notice, the design, construction, processing, or specification of any product; and to discontinue or limit production or distribution of any product. This publication supersedes and replaces all information previously supplied. Without expressed or written consent by an officer of RUILONYUAN Electronics, RUILONYUAN Electronics does not authorize the use of any of its products as components in nuclear facility applications, aerospace, or in critical life support devices or systems. RUILONYUAN Electronics expressly disclaims all implied warranties regarding the information contained herein, including, but not limited to, any implied warranties of merchantability or fitness for a particular purpose. RUILONYUAN Electronics' only obligations are those in the RUILONYUAN Electronics Standard Terms and Conditions of Sale and in no case will RUILONYUAN Electronics be liable for any incidental, indirect, or consequential damages.

## X-ON Electronics

Largest Supplier of Electrical and Electronic Components

*Click to view similar products for [Resettable Fuses - PPTC](#) category:*

*Click to view products by [Ruilongyuan](#) manufacturer:*

Other Similar products are found below :

[RF0077-000](#) [RF3256-000](#) [RF3281-000](#) [RF3301-000](#) [RF3341-000](#) [RF3344-000](#) [RF3382-000](#) [SMD125-2](#) [RF2171-000](#) [RF2531-000](#) [RF2873-000](#) [RF3060-000](#) [TR600-150Q-B-0.5-0.130](#) [RXE090](#) [5E4795/04-1502](#) [TRF250-080T-B-1.0-0.125](#) [SMD100-2](#) [NIS5452MT1TXG](#) [NIS5431MT1TXG](#) [SMD250-2](#) [0ZCM0001FF2G](#) [0ZCM0003FF2G](#) [0ZCM0004FF2G](#) [BK60-017-DZ-E0.6](#) [F95456-000](#) [LVR100S](#) [RS30-090](#) [RS30-110](#) [RS30-600](#) [RS30-700](#) [RS30-800](#) [RS30-900](#) [RS60RB-005](#) [RS60RB-010](#) [RS60RB-020](#) [RS60RB-025](#) [RS60RB-050](#) [RS60RB-075](#) [RS60RB-160](#) [RS60SB-250](#) [ASMD0603-010-30V](#) [ASMD0603-025-16V](#) [ASMD2920-260-24V](#) [BSMD0603-025-12V](#) [BSMD1206-150-12V](#) [BSMD0805-020-33V](#) [BSMD1206-075-13.2V](#) [BSMD2920-400-6V](#) [BSMD2920-300-6V](#) [BSMD2920-700-6V](#)