

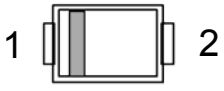



<p>RS3A-RS3M</p> <p>Features:</p> <ul style="list-style-type: none"> <input type="checkbox"/> Fast switching for high efficiency <input type="checkbox"/> Low forward voltage drop <input type="checkbox"/> Low reverse leakage current <input type="checkbox"/> High current capability <input type="checkbox"/> Diffused junction 	<div style="text-align: center;"> <p>DO-214AB (SMC)</p>  </div> <div style="text-align: right; margin-top: 20px;">  </div> <div style="text-align: right; margin-top: 20px;">  </div> <div style="text-align: right; margin-top: 20px;">  <p>1.Cathode 2. Anode</p> </div>
--	---

Absolute Maximum Ratings & Electrical Characteristics (Ta=25°C unless otherwise noted)

Parameter	Symbol	RS 3A	RS 3B	RS 3D	RS 3G	RS 3J	RS 3K	RS 3M	Unit	
Maximum Repetitive Peak Reverse Voltage	V_{RRM}	50	100	200	400	600	800	1000	V	
Maximum RMS Voltage	V_{RMS}	35	70	140	280	420	560	700		
Maximum DC Blocking Voltage	V_{DC}	50	100	200	400	600	800	1000		
Maximum Average Forward Rectified Current	$I_{F(AV)}$	3							A	
Peak Forward Surge Current 8.3 ms single half-sine-wave Superimposed on rated load (JEDEC method)	I_{FSM}	150								
Maximum Forward Voltage @ $I_F=3A$	V_F	1.3							V	
Maximum DC Reverse Current @ rated V_R	$T_a = 25^\circ C$	I_R							5	μA
	$T_a = 100^\circ C$								100	
Maximum Reverse Recovery Time @ $I_F = 0.5 A, I_R = 1 A, I_{rr} = 0.25 A$	T_{rr}	150				250	500		ns	
Typical Thermal Resistance	$R_{\theta JA}$	15							$^\circ C/W$	
Typical Junction Capacitance @ $V_R = 4.0 V, f = 1.0 MHz$	C_j	65				40			pF	
Operating Junction Temperature and Storage Temperature	T_J, T_{stg}	-55~+150							$^\circ C$	

Typical Characteristics

FIG. 1 – FORWARD CURRENT DERATING CURVE

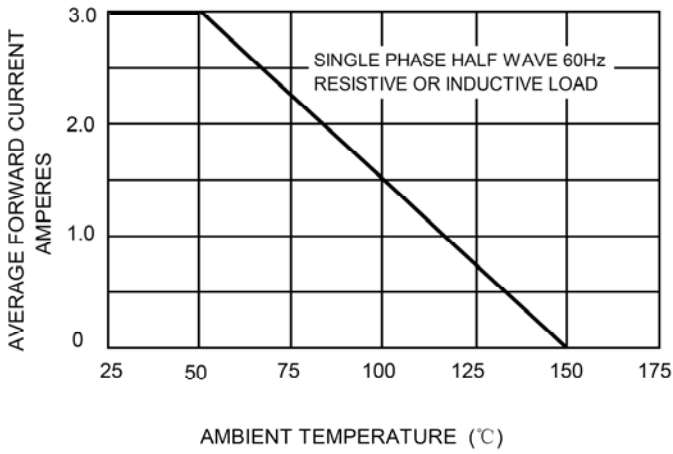


FIG. 2 – MAXIMUM NON-REPETITIVE SURGE CURRENT

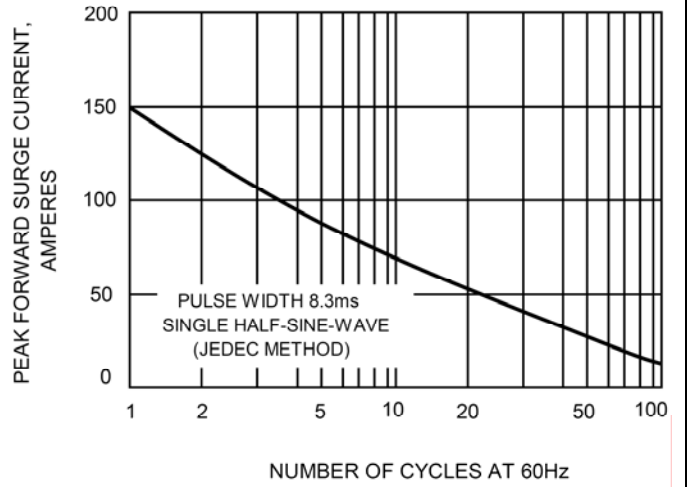


FIG.3 – TYPICAL JUNCTION CAPACITANCE

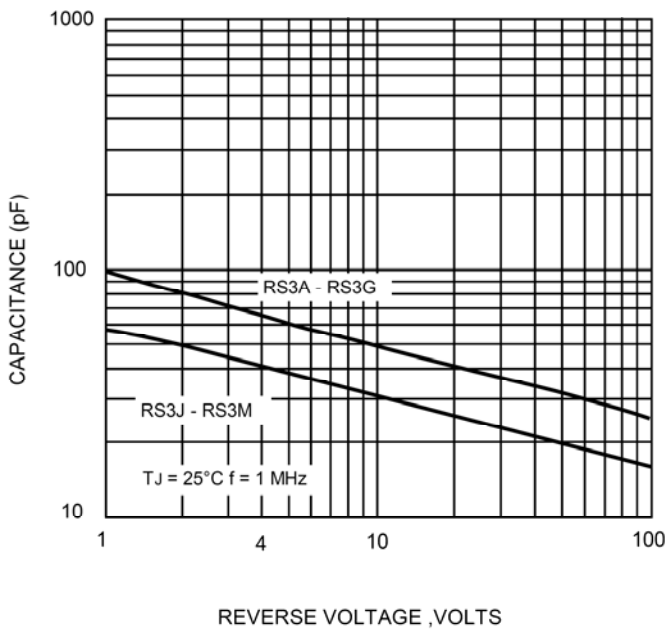
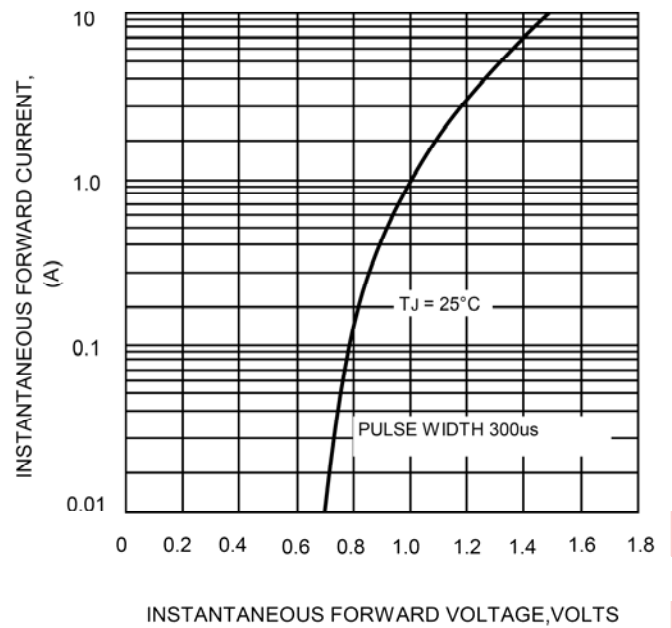


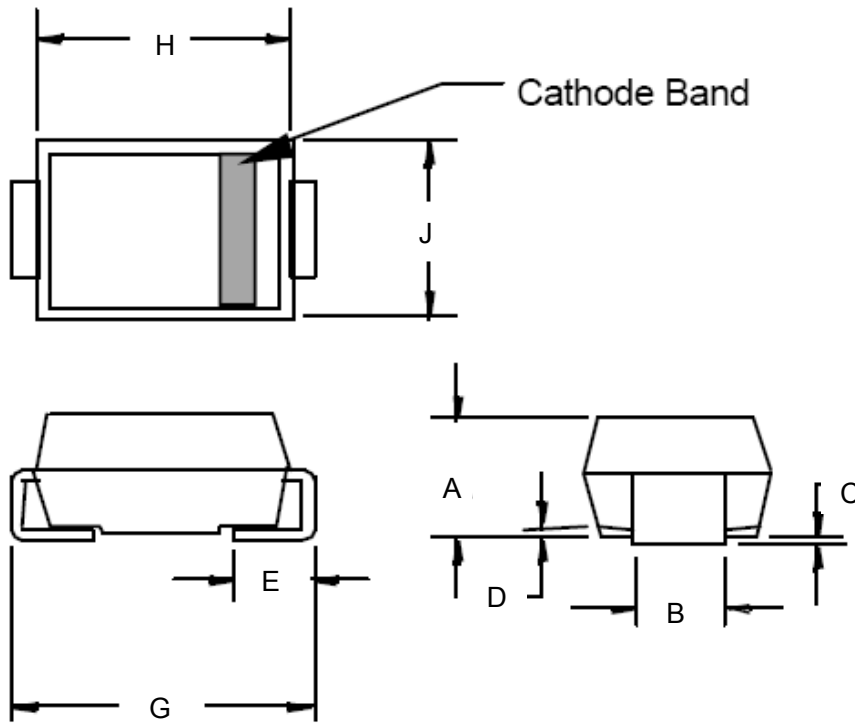
FIG.4-TYPICAL FORWARD CHARACTERISTICS



Package Dimension

DO-214AB (SMC)

Unit: mm



DIM	MIN.	MAX.
A	1.90	2.41
B	2.92	3.07
C	0.10	0.20
D	-	0.51
E	0.76	1.52
G	7.75	8.13
H	6.60	7.11
J	5.59	6.22

X-ON Electronics

Largest Supplier of Electrical and Electronic Components

Click to view similar products for [Rectifiers](#) category:

Click to view products by [Ruilongyuan](#) manufacturer:

Other Similar products are found below :

[70HFR40](#) [FR105 R0](#) [RL252-TP](#) [1N5397](#) [1N4005-TR](#) [1N4007-BP](#) [UFS120Je3/TR13](#) [20ETS12S](#) [RRE02VS6SGTR](#) [MS306](#) [A1N5404G-G](#)
[CRF02\(T5L,TEMQ\)](#) [ACGRB207-HF](#) [CLH07\(TE16L,Q\)](#) [CLH03\(TE16L,Q\)](#) [1N5395-TP](#) [UES1302](#) [ACGRC307-HF](#) [ACEFC304-HF](#) [DZ-](#)
[1380](#) [85HFR60](#) [40HFR60](#) [70HF120](#) [85HFR80](#) [SCF7500](#) [SM100](#) [ACGRA4001-HF](#) [SKN70/08](#) [NTE5819](#) [NTE5827](#) [NTE5828](#) [NTE5911](#)
[NTE5915](#) [NTE6104](#) [NTE6163](#) [NTE6164](#) [NTE6165](#) [NTE6364](#) [TSD3G](#) [SET130312](#) [NRVUS110VT3G](#) [UES1106](#) [UES1306](#)
[NRVUS240VT3G](#) [D5FE60-5063](#) [R4000GPS-TP](#) [D4015L56TP](#) [UES1306HR2](#) [FX20K120](#) [D20XB60-7101](#)