

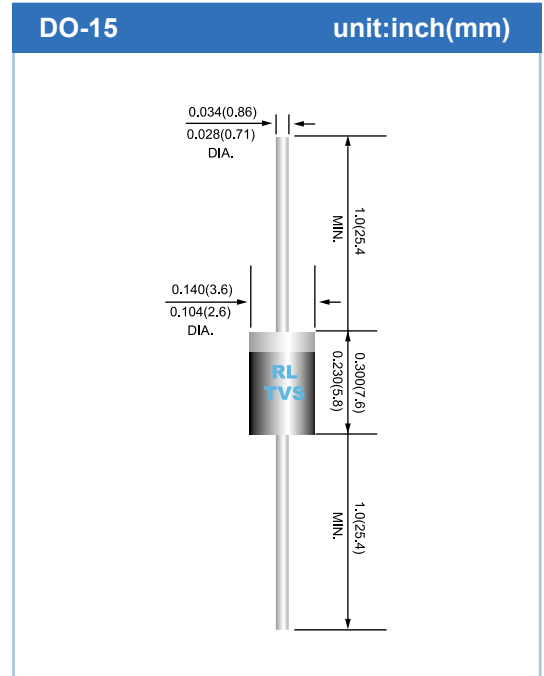
Transient Voltage Suppressors Diodes

Axial Leaded - 500W > SA5.0~180CA Series

The SA Series is designed specifically to protect sensitive electronic equipment from voltage transients induced by lightning and other transient voltage events.

Features

- Halogen-free
- Rohs compliant
- Typical maximum temperature coefficient
- $\Delta V_{BR} = 0.1\% \times V_{BR}@25^{\circ}\text{C} \times \Delta T$
- Glass passivated Chip junction in DO-15 package
- 500W peak pulse capability at $10 \times 1000\mu\text{s}$ waveform, repetition rate(duty cycles):0.01%
- Fast response time:typically less than 1.0ps from 0 Volts to BV min
- Excellent clamping capability
- Low incremental surge resistance
- Typical I_R less than $5\mu\text{A}$ above 11V
- High temperature soldering guaranteed: $260^{\circ}\text{C}/40$ seconds / 0.375",
- (9.5mm) lead length, 5lbs., (2.3kg) tension
- Plastic package has underwriters laboratory flammability classification 94v-0



Applications

TVS devices are ideal for the protection of I/O interfaces, V_{CC} bus and other vulnerable circuits used in telecom,computer, industrial and consumer electronic applications.

Maximum Ratings And Characteristics (TA=25°C unless otherwise noted)

| Rating | Symbol | Value | Units |
|---|----------------|-----------------|-----------------------------|
| Peak Pulse Power Dissipation by $10 \times 1000\mu\text{s}$ test waveform (Fig.1)(Note 1) | P_{PPM} | 500 | Watts |
| Steady State Power Dissipation on infinite heat sink at $T_L=75^{\circ}\text{C}$ (Fig. 5) | P_D | 3 | Watts |
| Peak Forward Surge Current, 8.3ms Single Half Sine Wave Unidirectional only (Note 2) | I_{FSM} | 70 | Amps |
| Maximum Instantaneous Forward Voltage at 25A for Unidirectional only (Note 3) | V_F | 3.5/5.0 | V |
| Operating junction and Storage Temperature Range. | T_J, T_{STG} | -55 to 175 | $^{\circ}\text{C}$ |
| Typical Thermal Resistance Junction to Lead | R_{wJL} | 20 | $^{\circ}\text{C}/\text{W}$ |
| Typical Thermal Resistance Junction to Ambient | R_{wJA} | 75 | $^{\circ}\text{C}/\text{W}$ |
| Operating junction and Storage Temperature Range. | T_J, T_{STG} | -55°C to +175°C | $^{\circ}\text{C}$ |

Notes:

1. Non-repetitive current pulse, per Fig. 3 and derated above $T_A = 25^{\circ}\text{C}$ per Fig. 2.
2. Measured on 8.3ms single half sine wave or equivalent square wave, duty cycle=4 per minute maximum.

Electrical Characteristics

| Type Number | | Reverse Stand-Off Voltage | Breakdown Voltage@I _T | | Test Current | Maximum Clamping Voltage@I _{PP} | Peak Pulse Current | Reverse Leakage @V _{RWM} |
|-------------|---------|---------------------------|----------------------------------|-------------------------|---------------------|--|---------------------|-----------------------------------|
| (UNI) | (BI) | V _{RWM} (V) | V _{BR} MIN.(V) | V _{BR} MAX.(V) | I _T (mA) | V _C (V) | I _{PP} (A) | I _R (μA) |
| SA5.0A | SA5.0CA | 5.0 | 6.40 | 7.00 | 10 | 9.2 | 55.4 | 600 |
| SA6.0A | SA6.0CA | 6.0 | 6.67 | 7.37 | 10 | 10.3 | 49.5 | 600 |
| SA6.5A | SA6.5CA | 6.5 | 7.22 | 7.98 | 10 | 11.2 | 45.5 | 400 |
| SA7.0A | SA7.0CA | 7.0 | 7.78 | 8.60 | 10 | 12.0 | 42.5 | 150 |
| SA7.5A | SA7.5CA | 7.5 | 8.33 | 9.21 | 1 | 12.9 | 39.5 | 50 |
| SA8.0A | SA8.0CA | 8.0 | 8.89 | 9.83 | 1 | 13.6 | 37.5 | 25 |
| SA8.5A | SA8.5CA | 8.5 | 9.44 | 10.40 | 1 | 14.4 | 35.4 | 10 |
| SA9.0A | SA9.0CA | 9.0 | 10.00 | 11.10 | 1 | 15.4 | 33.1 | 5 |
| SA10A | SA10CA | 10.0 | 11.10 | 12.30 | 1 | 17.0 | 30.0 | 5 |
| SA11A | SA11CA | 11.0 | 12.20 | 13.50 | 1 | 18.2 | 28.0 | 5 |
| SA12A | SA12CA | 12.0 | 13.30 | 14.70 | 1 | 19.9 | 25.6 | 5 |
| SA13A | SA13CA | 13.0 | 14.40 | 15.90 | 1 | 21.5 | 23.7 | 5 |
| SA14A | SA14CA | 14.0 | 15.60 | 17.20 | 1 | 23.2 | 22.0 | 5 |
| SA15A | SA15CA | 15.0 | 16.70 | 18.50 | 1 | 24.4 | 20.0 | 5 |
| SA16A | SA16CA | 16.0 | 17.80 | 19.70 | 1 | 26.0 | 19.6 | 5 |
| SA17A | SA17CA | 17.0 | 18.90 | 20.90 | 1 | 27.6 | 18.5 | 5 |
| SA18A | SA18CA | 18.0 | 20.00 | 22.10 | 1 | 29.2 | 17.5 | 5 |
| SA20A | SA20CA | 20.0 | 22.20 | 24.50 | 1 | 32.4 | 15.7 | 5 |
| SA22A | SA22CA | 22.0 | 24.40 | 26.90 | 1 | 35.5 | 14.4 | 5 |
| SA24A | SA24CA | 24.0 | 26.70 | 29.50 | 1 | 38.9 | 13.1 | 5 |
| SA26A | SA26CA | 26.0 | 28.90 | 31.90 | 1 | 42.1 | 12.1 | 5 |
| SA28A | SA28CA | 28.0 | 31.10 | 34.40 | 1 | 45.4 | 11.2 | 5 |
| SA30A | SA30CA | 30.0 | 33.30 | 36.80 | 1 | 48.4 | 10.5 | 5 |
| SA33A | SA33CA | 33.0 | 36.70 | 40.60 | 1 | 53.3 | 9.6 | 5 |
| SA36A | SA36CA | 36.0 | 40.00 | 44.20 | 1 | 58.1 | 8.8 | 5 |
| SA40A | SA40CA | 40.0 | 44.40 | 49.10 | 1 | 64.5 | 7.9 | 5 |
| SA43A | SA43CA | 43.0 | 47.80 | 52.80 | 1 | 69.4 | 7.3 | 5 |
| SA45A | SA45CA | 45.0 | 50.00 | 55.30 | 1 | 72.7 | 7.0 | 5 |
| SA48A | SA48CA | 48.0 | 53.30 | 58.90 | 1 | 77.4 | 6.6 | 5 |
| SA51A | SA51CA | 51.0 | 56.70 | 62.70 | 1 | 82.4 | 6.2 | 5 |
| SA54A | SA54CA | 54.0 | 60.00 | 66.30 | 1 | 87.1 | 5.0 | 5 |
| SA58A | SA58CA | 58.0 | 64.40 | 71.20 | 1 | 93.6 | 5.4 | 5 |
| SA60A | SA60CA | 60.0 | 66.70 | 73.70 | 1 | 96.8 | 5.3 | 5 |
| SA64A | SA64CA | 64.0 | 71.10 | 78.60 | 1 | 103.0 | 5.0 | 5 |
| SA70A | SA70CA | 70.0 | 77.80 | 86.00 | 1 | 113.0 | 4.5 | 5 |
| SA75A | SA75CA | 75.0 | 83.30 | 92.10 | 1 | 121.0 | 4.2 | 5 |
| SA78A | SA78CA | 78.0 | 86.70 | 95.80 | 1 | 126.0 | 4.0 | 5 |
| SA85A | SA85CA | 85.0 | 94.40 | 104.00 | 1 | 137.0 | 3.7 | 5 |
| SA90A | SA90CA | 90.0 | 100.00 | 111.00 | 1 | 146.0 | 3.5 | 5 |
| SA100A | SA100CA | 100.0 | 111.00 | 123.00 | 1 | 162.0 | 3.1 | 5 |
| SA110A | SA110CA | 110.0 | 122.00 | 135.00 | 1 | 177.0 | 2.0 | 5 |
| SA120A | SA120CA | 120.0 | 133.00 | 147.00 | 1 | 193.0 | 2.6 | 5 |
| SA130A | SA130CA | 130.0 | 144.00 | 159.00 | 1 | 209.0 | 2.4 | 5 |
| SA150A | SA150CA | 150.0 | 167.00 | 185.00 | 1 | 243.0 | 2.1 | 5 |
| SA160A | SA160CA | 160.0 | 178.00 | 197.00 | 1 | 259.0 | 2.0 | 5 |
| SA170A | SA170CA | 170.0 | 189.00 | 209.00 | 1 | 275.0 | 1.9 | 5 |
| SA180A | SA180CA | 180.0 | 200.00 | 233.00 | 1 | 289.0 | 1.7 | 5 |

Figure 1 - Peak Pulse Power Rating Curve

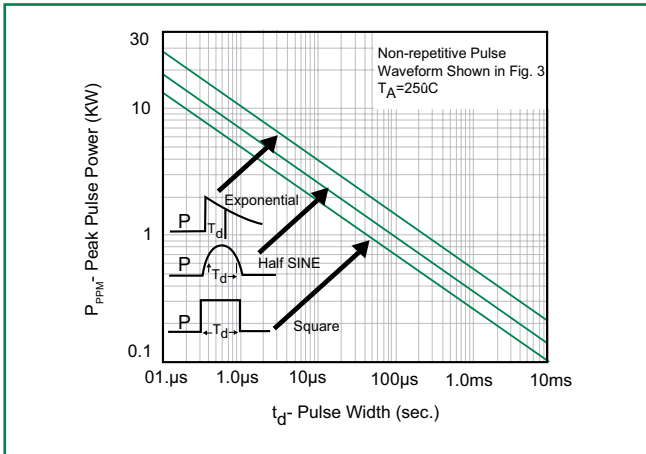


Figure 2 - Pulse Derating Curve

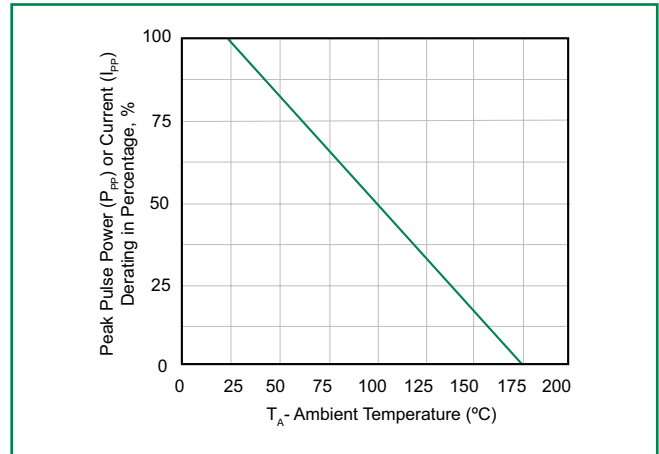


Figure 3 - Pulse Waveform

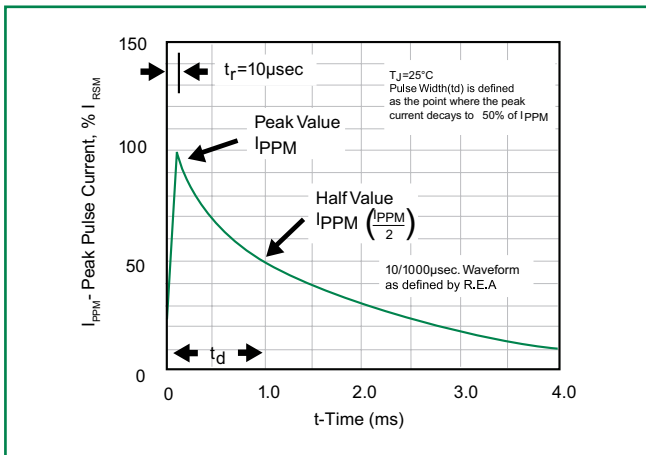


Figure 4 - Typical Junction Capacitance

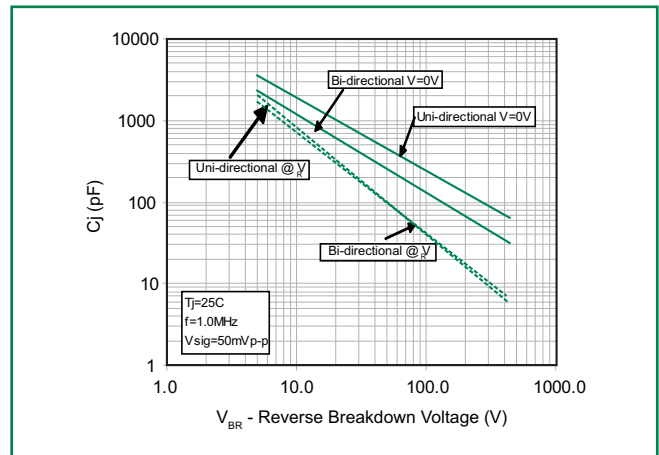


Figure 5 - Steady State Power Derating Curve

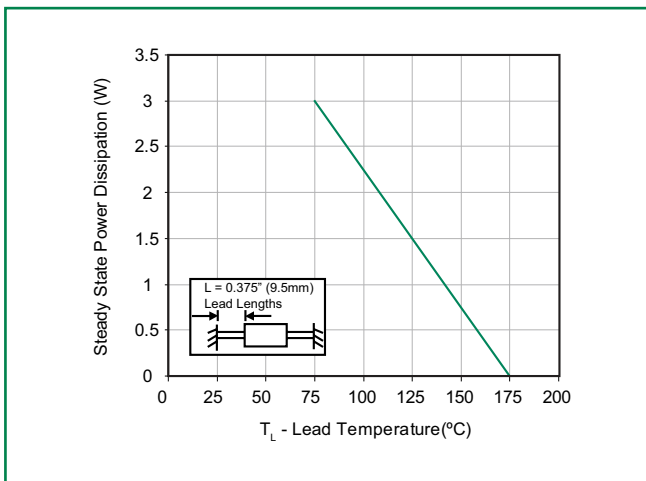
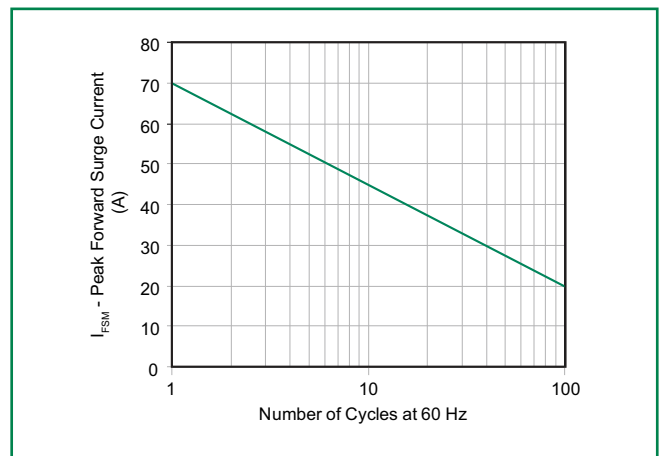
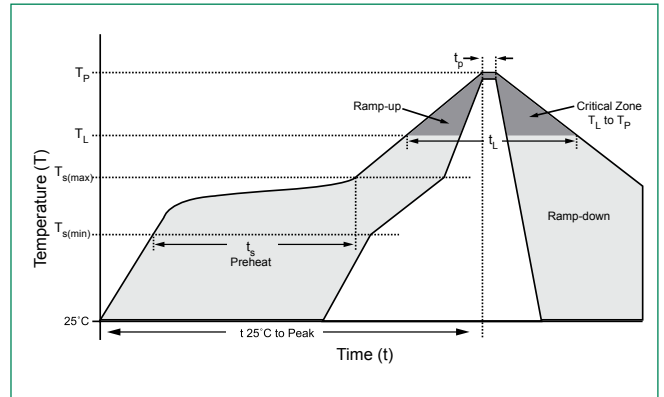


Figure 6 - Maximum Non-Repetitive Forward Surge Current Uni-Directional Only



Soldering Parameters

| | | |
|--|------------------------------------|-------------------------|
| Reflow Condition | | Lead-free assembly |
| Pre Heat | - Temperature Min ($T_{s(min)}$) | 150°C |
| | - Temperature Max ($T_{s(max)}$) | 200°C |
| | - Time (min to max) (t_s) | 60 – 180 secs |
| Average ramp up rate (Liquidus Temp (T_L) to peak) | | 3°C/second max |
| $T_{s(max)}$ to T_L - Ramp-up Rate | | 3°C/second max |
| Reflow | - Temperature (T_L) (Liquidus) | 217°C |
| | - Time (min to max) (t_s) | 60 – 150 seconds |
| Peak Temperature (T_p) | | 260 ^{+0/-5} °C |
| Time within 5°C of actual peak Temperature (t_p) | | 20 – 40 seconds |
| Ramp-down Rate | | 6°C/second max |
| Time 25°C to peak Temperature (T_p) | | 8 minutes Max. |
| Do not exceed | | 280°C |



Flow/Wave Soldering (Solder Dipping)

| | |
|--------------------|------------|
| Peak Temperature : | 265°C |
| Dipping Time : | 10 seconds |
| Soldering : | 1 time |

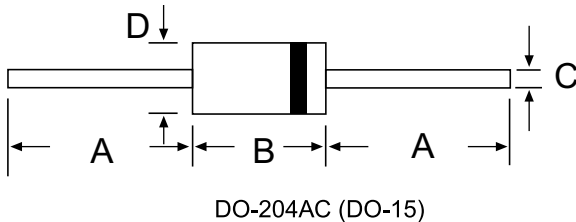
Physical Specifications

| | |
|----------|--|
| Weight | 0.045oz., 1.2g |
| Case | JEDEC DO-201 molded plastic body over passivated junction. |
| Polarity | Color band denotes the cathode except Bipolar. |
| Terminal | Matte Tin axial leads, solderable per JESD22-B102D. |

Environmental Specifications

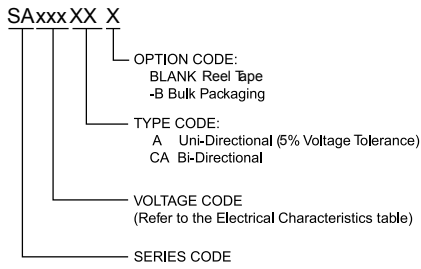
| | |
|--------------------|--------------|
| Temperature Cycle | JESD22-A104 |
| Pressure Cooker | JESD 22-A102 |
| High Temp. Storage | JESD22-A103 |
| HTRB | JESD22-A108 |
| Thermal Shock | JESD22-A106 |

Dimensions

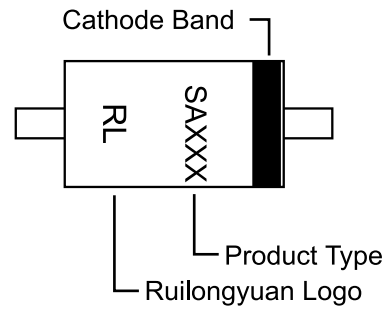


| Dimensions | Inches | | Millimeters | |
|------------|--------|-------|-------------|------|
| | Min | Max | Min | Max |
| A | 1.000 | - | 25.40 | - |
| B | 0.230 | 0.300 | 5.80 | 7.60 |
| C | 0.028 | 0.034 | 0.71 | 0.86 |
| D | 0.104 | 0.140 | 2.60 | 3.60 |

Part Numbering System



Part Marking System



Packaging

| Part Number | Component Package | Quantity | Packaging Option | Packaging Specification |
|-------------|-------------------|----------|------------------|-------------------------|
| SAxxxXX | DO-204AC | 2000 | Tape & Reel | EIA STD RS-296E |
| SAxxxXX-B | DO-204AC | 500 | Bulk | Concord Packing Spec |

RUILONG.YUAN CO.,LTD
 Tel: +86- 0755-82908296
 Fax: +86- 0755-82908002

Email: jack@ruilon.com
 Website: <http://www.ruilon.com>

RuiLongYuan Electronics are trademarks.

Information furnished is believed to be accurate and reliable. However, users should independently evaluate the suitability of and test each product selected for their own applications. RUILONYUAN Electronics reserves the right to change or update, without notice, any information contained in this publication; to change, without notice, the design, construction, processing, or specification of any product; and to discontinue or limit production or distribution of any product. This publication supersedes and replaces all information previously supplied. Without expressed or written consent by an officer of RUILONYUAN Electronics, RUILONYUAN Electronics does not authorize the use of any of its products as components in nuclear facility applications, aerospace, or in critical life support devices or systems. RUILONYUAN Electronics expressly disclaims all implied warranties regarding the information contained herein, including, but not limited to, any implied warranties of merchantability or fitness for a particular purpose. RUILONYUAN Electronics' only obligations are those in the RUILONYUAN Electronics Standard Terms and Conditions of Sale and in no case will RUILONYUAN Electronics be liable for any incidental, indirect, or consequential damages.

X-ON Electronics

Largest Supplier of Electrical and Electronic Components

Click to view similar products for [ESD Suppressors / TVS Diodes](#) category:

Click to view products by [Ruilongyuan](#) manufacturer:

Other Similar products are found below :

[60KS200C](#) [D18V0L1B2LP-7B](#) [D5V0F4U5P5-7](#) [DESD5V0U1BB-7](#) [NTE4902](#) [P4KE27CA](#) [P6KE11CA](#) [P6KE39CA-TP](#) [P6KE8.2A](#)
[SA110CA](#) [SA60CA](#) [SA64CA](#) [SMBJ12CATR](#) [SMBJ33CATR](#) [SMBJ8.0A](#) [ESD101-B1-02ELS E6327](#) [ESD105-B1-02EL E6327](#) [ESD112-B1-02EL E6327](#) [ESD119B1W01005E6327XTSA1](#) [ESD5V0L1B02VH6327XTSA1](#) [ESD7451N2T5G](#) [19180-510](#) [CPDT-5V0USP-HF](#)
[3.0SMCJ33CA-F](#) [3.0SMCJ36A-F](#) [HSPC16701B02TP](#) [D3V3Q1B2DLP3-7](#) [D55V0M1B2WS-7](#) [DESD5V0U1BL-7B](#) [DRTR5V0U4SL-7](#)
[SCM1293A-04SO](#) [ESD200-B1-CSP0201 E6327](#) [SM12-7](#) [SMF8.0A-TP](#) [SMLJ45CA-TP](#) [CEN955 W/DATA](#) [82350120560](#) [VESD12A1A-](#)
[HD1-GS08](#) [CPDUR5V0R-HF](#) [CPDQC5V0U-HF](#) [CPDQC5V0USP-HF](#) [CPDQC5V0-HF](#) [D1213A-01LP4-7B](#) [D1213A-02WL-7](#)
[MMAD1108/TR13](#) [5KP100A](#) [5KP15A](#) [5KP18A](#) [5KP48A](#) [5KP90A](#)