

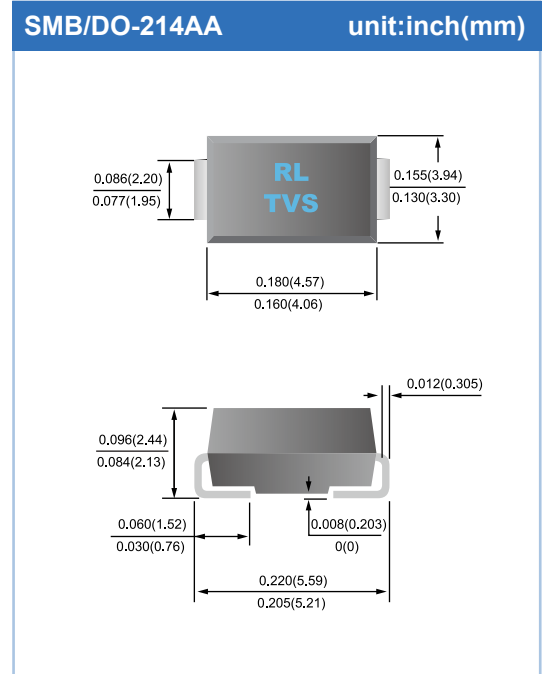
Transient Voltage Suppressors Diodes

Surface Mount - 600W > SMBJ5.0~440CA Series

The SMBJ series is designed specifically to protect sensitive electronic equipment from voltage transients induced by lightning and other transient voltage events.

Features

- Halogen-free
- Rohs compliant
- Typical maximum temperature coefficient $\Delta V_{BR} = 0.1\% \times V_{BR}@25^{\circ}\text{C} \times \Delta T$
- Glass passivated Chip junction in DO-214AA package
- 600W peak pulse capability at 10x1000 μs waveform, repetition rate(duty cycles):0.01%
- Fast response time:typically less than 1.0ps from 0 Volts to BV min
- Excellent clamping capability
- Low incremental surge resistance
- Typical I_R less than 5 μA above 12V
- High temperature soldering guaranteed: 260 $^{\circ}\text{C}$ /40 seconds / 0.375",(9.5mm) lead length, 5lbs., (2.3kg) tension
- Plastic package has underwriters laboratory flammability classification 94v-0



Applications

TVS devices are ideal for the protection of I/O interfaces, V_{CC} bus and other vulnerable circuits used in telecom,computer, industrial and consumer electronic applications.

Maximum Ratings And Characteristics (TA=25 $^{\circ}\text{C}$ unless otherwise noted)

Rating	Symbol	Value	Units
Peak Pulse Power Dissipation by 10x1000 μs test waveform (Fig.1)(Note 1)	P_{PPM}	600	Watts
Steady State Power Dissipation on infinite heat sink at TL=75 $^{\circ}\text{C}$ (Fig. 5)	P_D	5	Watts
Peak Forward Surge Current, 8.3ms Single Half Sine Wave Unidirectional only (Note 2)	I_{FSM}	100	Amps
Maximum Instantaneous Forward Voltage at 25A for Unidirectional only (Note 3)	V_F	3.5/5.0	V
Operating junction and Storage Temperature Range.	T_J, T_{STG}	-55 to 150	$^{\circ}\text{C}$
Typical Thermal Resistance Junction to Lead	$R_{\theta JL}$	20	$^{\circ}\text{C}/\text{W}$
Typical Thermal Resistance Junction to Ambient	$R_{\theta JA}$	100	$^{\circ}\text{C}/\text{W}$

Notes:

1. Non-repetitive current pulse, per Fig. 3 and derated above $T_A = 25^{\circ}\text{C}$ per Fig. 2.
2. Mounted on copper pad area of 0.2x0.2" (5.0 x 5.0mm) to each terminal.
3. Measured on 8.3ms single half sine wave or equivalent square wave for unidirectional device only, duty cycle=4 per minute maximum.
4. $V_F < 3.5\text{V}$ for $V_{BR} < 200\text{V}$ and $V_F < 5.0\text{V}$ for $V_{BR} > 201\text{V}$.

Electrical Characteristics

Type Number		Device Marking Code		Reverse Stand-Off Voltage	Breakdown Voltage@I _T		Test Current	Maximum Clamping Voltage@I _{PP}	Peak Pulse Current	Reverse Leakage @V _{RWM}
(UNI)	(BI)	UNI	BI	V _{RWM} (V)	V _{BR MIN.} (V)	V _{BR MAX.} (V)	I _T (mA)	V _C (V)	I _{PP} (A)	IR(μA)
SMBJ3.3A	*	KC	*	3.3	4.10	4.60	1	7.3	50.0	200
SMBJ5.0A	SMBJ5.0CA	KE	AE	5.0	6.40	7.25	10	9.2	65.2	800
SMBJ6.0A	SMBJ6.0CA	KG	AG	6.0	6.67	7.67	10	10.3	58.3	800
SMBJ6.5A	SMBJ6.5CA	KK	AK	6.5	7.22	8.30	10	11.2	53.6	500
SMBJ7.0A	SMBJ7.0CA	KM	AM	7.0	7.78	8.95	10	12.0	50.0	200
SMBJ7.5A	SMBJ7.5CA	KP	AP	7.5	8.33	9.58	1	12.9	46.6	100
SMBJ8.0A	SMBJ8.0CA	KR	AR	8.0	8.89	10.23	1	13.6	44.1	50
SMBJ8.5A	SMBJ8.5CA	KT	AT	8.5	9.44	10.82	1	14.4	41.7	20
SMBJ9.0A	SMBJ9.0CA	KV	AV	9.0	10.00	11.50	1	15.4	39.0	10
SMBJ10A	SMBJ10CA	KX	AX	10.0	11.10	12.80	1	17.0	35.3	5.0
SMBJ11A	SMBJ11CA	KZ	AZ	11.0	12.20	14.00	1	18.2	33.0	5.0
SMBJ12A	SMBJ12CA	LE	BE	12.0	13.30	15.30	1	19.9	30.2	5.0
SMBJ13A	SMBJ13CA	LG	BG	13.0	14.40	16.50	1	21.5	27.9	5.0
SMBJ14A	SMBJ14CA	LK	BK	14.0	15.60	17.90	1	23.2	25.8	5.0
SMBJ15A	SMBJ15CA	LM	BM	15.0	16.70	19.20	1	24.4	24.6	5.0
SMBJ16A	SMBJ16CA	LP	BP	16.0	17.80	20.50	1	26.0	23.1	5.0
SMBJ17A	SMBJ17CA	LR	BR	17.0	18.90	21.70	1	27.6	21.7	5.0
SMBJ18A	SMBJ18CA	LT	BT	18.0	20.00	23.30	1	29.2	20.5	5.0
SMBJ20A	SMBJ20CA	LV	BV	20.0	22.20	25.50	1	32.4	18.5	5.0
SMBJ22A	SMBJ22CA	LX	BX	22.0	24.40	28.00	1	35.5	16.9	5.0
SMBJ24A	SMBJ24CA	LZ	BZ	24.0	26.70	30.70	1	38.9	15.2	5.0
SMBJ26A	SMBJ26CA	ME	CE	26.0	28.90	33.20	1	42.1	14.2	5.0
SMBJ28A	SMBJ28CA	MG	CG	28.0	31.10	35.80	1	45.4	13.2	5.0
SMBJ30A	SMBJ30CA	MK	CK	30.0	33.30	38.30	1	48.4	12.4	5.0
SMBJ33A	SMBJ33CA	MM	CM	33.0	36.70	42.20	1	53.3	11.3	5.0
SMBJ36A	SMBJ36CA	MP	CP	36.0	40.00	46.00	1	58.1	10.3	5.0
SMBJ40A	SMBJ40CA	MR	CR	40.0	44.40	51.10	1	64.5	9.3	5.0
SMBJ43A	SMBJ43CA	MT	CT	43.0	47.80	54.90	1	69.4	8.6	5.0
SMBJ45A	SMBJ45CA	MV	CV	45.0	50.00	57.50	1	72.7	8.3	5.0
SMBJ48A	SMBJ48CA	MX	CX	48.0	53.30	61.30	1	77.4	7.7	5.0
SMBJ51A	SMBJ51CA	MZ	CZ	51.0	56.70	65.20	1	82.4	7.3	5.0
SMBJ54A	SMBJ54CA	NE	DE	54.0	60.00	69.00	1	87.1	6.9	5.0
SMBJ58A	SMBJ58CA	NG	DG	58.0	64.40	74.10	1	93.6	6.4	5.0
SMBJ60A	SMBJ60CA	NK	DK	60.0	66.70	76.70	1	96.8	6.2	5.0
SMBJ64A	SMBJ64CA	NM	DM	64.0	71.10	81.80	1	103.0	5.8	5.0
SMBJ70A	SMBJ70CA	NP	DP	70.0	77.80	89.50	1	113.0	5.3	5.0
SMBJ75A	SMBJ75CA	NR	DR	75.0	83.30	95.80	1	121.0	4.9	5.0
SMBJ78A	SMBJ78CA	NT	DT	78.0	86.70	99.70	1	126.0	4.7	5.0
SMBJ85A	SMBJ85CA	NV	DV	85.0	94.40	108.20	1	137.0	4.4	5.0
SMBJ90A	SMBJ90CA	NX	DX	90.0	100.00	115.50	1	146.0	4.1	5.0
SMBJ100A	SMBJ100CA	NZ	DZ	100.0	111.00	128.00	1	162.0	3.7	5.0
SMBJ110A	SMBJ110CA	PE	EE	110.0	122.00	140.50	1	177.0	3.4	5.0
SMBJ120A	SMBJ120CA	PG	EG	120.0	133.00	153.00	1	193.0	3.1	5.0
SMBJ130A	SMBJ130CA	PK	EK	130.0	144.00	165.50	1	209.0	2.9	5.0
SMBJ150A	SMBJ150CA	PM	EM	150.0	167.00	192.60	1	243.0	2.5	5.0
SMBJ160A	SMBJ160CA	PP	EP	160.0	178.00	197.00	1	259.0	2.3	5.0
SMBJ170A	SMBJ170CA	PR	ER	170.0	189.00	209.00	1	275.0	2.2	5.0
SMBJ180A	SMBJ180CA	PT	ET	180.0	201.00	222.00	1	292.0	2.1	5.0
SMBJ190A	SMBJ190CA	PV	EV	190.0	209.00	243.20	1	308.0	2.0	5.0
SMBJ200A	SMBJ200CA	PX	EX	200.0	220.00	247.00	1	324.0	1.9	5.0
SMBJ210A	SMBJ210CA	PZ	EZ	210.0	231.00	268.80	1	340.0	1.8	5.0
SMBJ220A	SMBJ220CA	QE	EX	220.0	242.00	281.60	1	356.0	1.7	5.0
SMBJ250A	SMBJ250CA	PZ	EZ	250.0	279.00	309.00	1	405.0	1.5	5.0
SMBJ300A	SMBJ300CA	QE	FE	300.0	335.00	371.00	1	486.0	1.3	5.0
SMBJ350A	SMBJ350CA	QG	FG	350.0	391.00	432.00	1	567.0	1.1	5.0
SMBJ400A	SMBJ400CA	QK	FK	400.0	447.00	494.00	1	648.0	0.9	5.0
SMBJ440A	SMBJ440CA	QM	FM	440.0	492.00	543.00	1	713.0	0.9	5.0

Figure 1 - Peak Pulse Power Rating

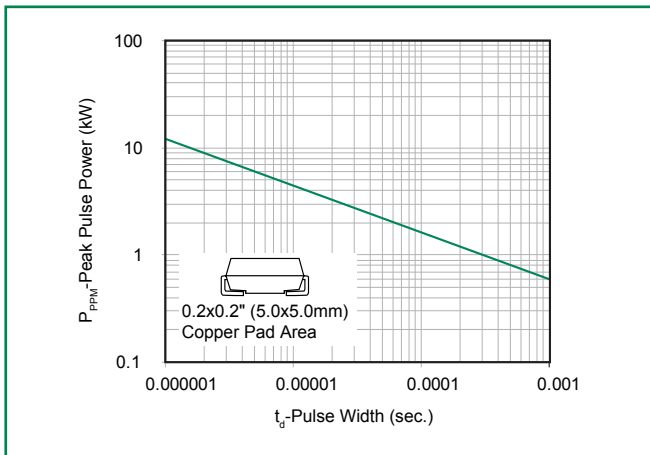


Figure 2 - Pulse Derating Curve

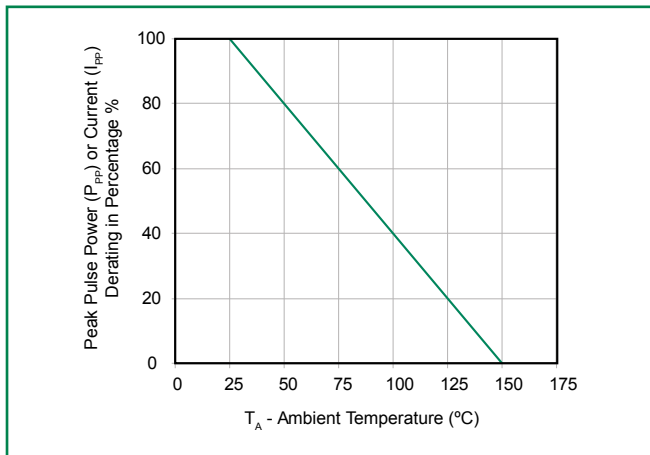


Figure 3 - Pulse Waveform

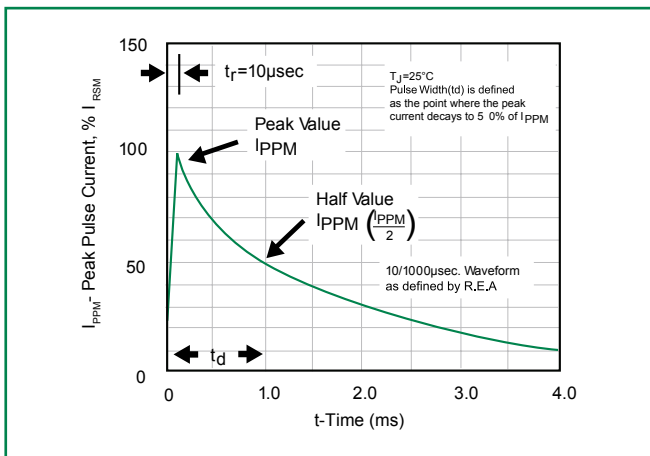


Figure 4 - Typical Junction Capacitance

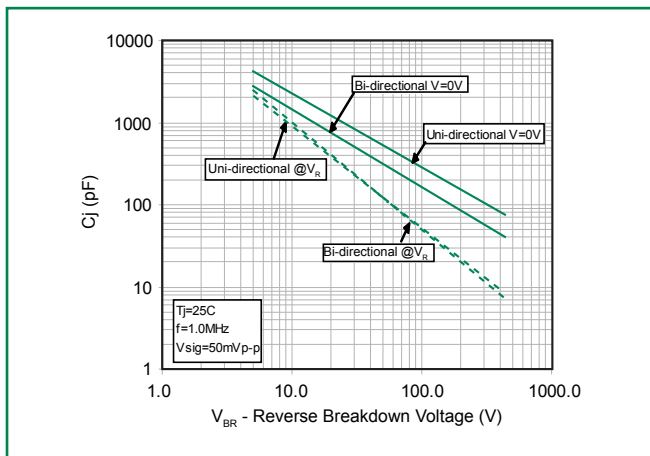


Figure 5 - Steady State Power Dissipation Derating Curve

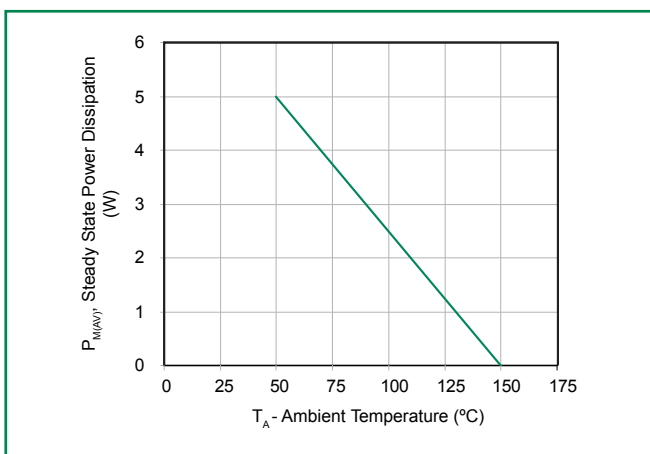
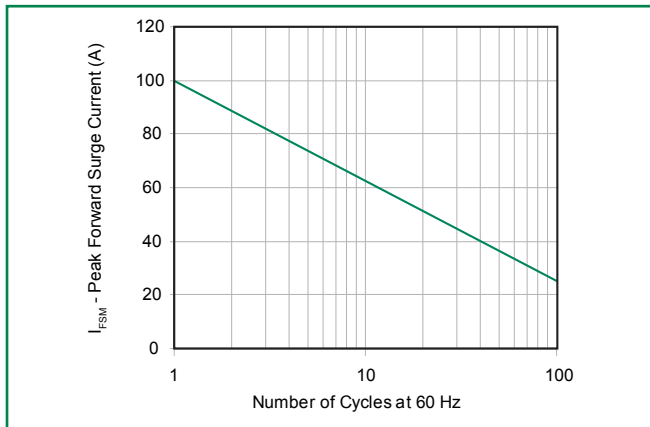
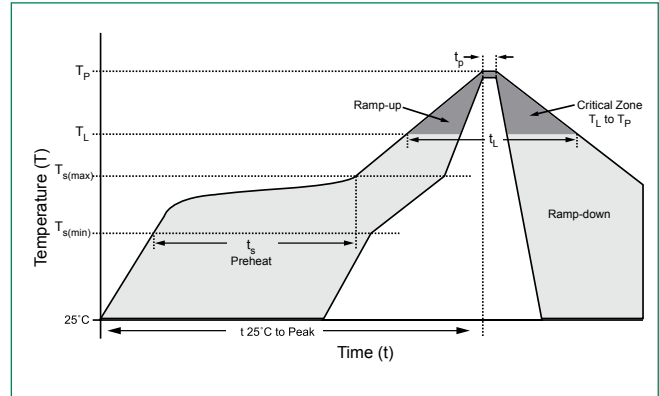


Figure 6 - Maximum Non-Repetitive Peak Forward Surge Current Uni-Directional Only



Soldering Parameters

Reflow Condition		Lead-free assembly
Pre Heat	- Temperature Min ($T_{s(min)}$)	150°C
	- Temperature Max ($T_{s(max)}$)	200°C
	- Time (min to max) (t_s)	60 – 180 secs
Average ramp up rate (Liquidus Temp (T_L) to peak)		3°C/second max
$T_{s(max)}$ to T_L - Ramp-up Rate		3°C/second max
Reflow	- Temperature (T_L) (Liquidus)	217°C
	- Time (min to max) (t_s)	60 – 150 seconds
Peak Temperature (T_p)		260 ^{+0/-5} °C
Time within 5°C of actual peak Temperature (t_p)		20 – 40 seconds
Ramp-down Rate		6°C/second max
Time 25°C to peak Temperature (T_p)		8 minutes Max.
Do not exceed		280°C



Physical Specifications

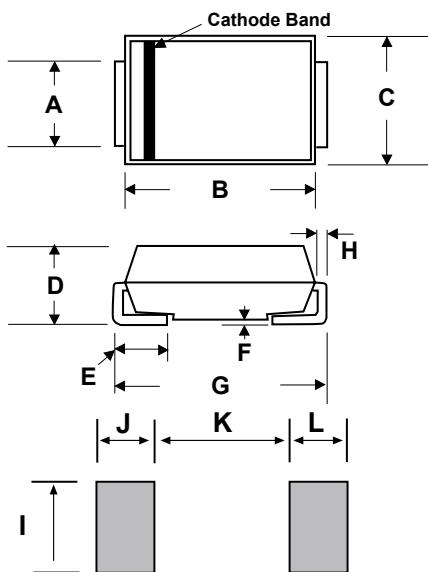
Weight	0.003 ounce, 0.093 grams
Case	JEDEC DO214AA. Molded plastic body over glass passivated junction
Polarity	Color band denotes cathode except Bidirectional
Terminal	Matte Tin-plated leads, Solderable per JESD22-B102D

Environmental Specifications

Temperature Cycle	JESD22-A104
Pressure Cooker	JESD 22-A102
High Temp. Storage	JESD22-A103
HTRB	JESD22-A108
Thermal Shock	JESD22-A106

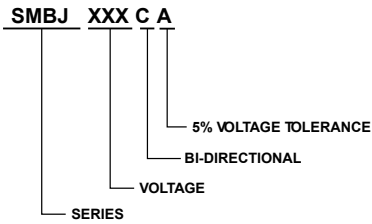
Dimensions

DO-214AA (SMB J-Bend)

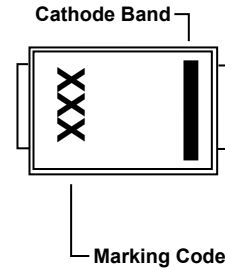


Dimensions	Inches		Millimeters	
	Min	Max	Min	Max
A	0.077	0.086	1.950	2.200
B	0.160	0.180	4.060	4.570
C	0.130	0.155	3.300	3.940
D	0.084	0.096	2.130	2.440
E	0.030	0.060	0.760	1.520
F	-	0.008	-	0.203
G	0.205	0.220	5.210	5.590
H	0.006	0.012	0.152	0.305
I	0.089	-	2.260	-
J	0.085	-	2.160	-
K	-	0.107	-	2.740
L	0.085	-	2.160	-

Part Numbering System



Part Marking System



Packaging

Part number	Component Package	Quantity	Packaging Option	Packaging Specification
SMBJxxxXX	DO-214AA	500	Tape&reel	EIA STD RS-481

RUILONG.YUAN CO.,LTD
Tel: +86- 0755-82908296
Fax: +86- 0755-82908002

Email: jack@ruilon.com
Website: <http://www.ruilon.com>

RuiLongYuan Electronics are trademarks.

Information furnished is believed to be accurate and reliable. However, users should independently evaluate the suitability of and test each product selected for their own applications. RUILONYUAN Electronics reserves the right to change or update, without notice, any information contained in this publication; to change, without notice, the design, construction, processing, or specification of any product; and to discontinue or limit production or distribution of any product. This publication supersedes and replaces all information previously supplied. Without expressed or written consent by an officer of RUILONYUAN Electronics, RUILONYUAN Electronics does not authorize the use of any of its products as components in nuclear facility applications, aerospace, or in critical life support devices or systems. RUILONYUAN Electronics expressly disclaims all implied warranties regarding the information contained herein, including, but not limited to, any implied warranties of merchantability or fitness for a particular purpose. RUILONYUAN Electronics' only obligations are those in the RUILONYUAN Electronics Standard Terms and Conditions of Sale and in no case will RUILONYUAN Electronics be liable for any incidental, indirect, or consequential damages.

X-ON Electronics

Largest Supplier of Electrical and Electronic Components

Click to view similar products for [ESD Suppressors / TVS Diodes](#) category:

Click to view products by [Ruilongyuan](#) manufacturer:

Other Similar products are found below :

[60KS200C](#) [D18V0L1B2LP-7B](#) [D5V0F4U5P5-7](#) [DESD5V0U1BB-7](#) [NTE4902](#) [P4KE27CA](#) [P6KE11CA](#) [P6KE39CA-TP](#) [P6KE8.2A](#)
[SA110CA](#) [SA60CA](#) [SA64CA](#) [SMBJ12CATR](#) [SMBJ33CATR](#) [SMBJ8.0A](#) [ESD101-B1-02ELS E6327](#) [ESD105-B1-02EL E6327](#) [ESD112-B1-02EL E6327](#) [ESD119B1W01005E6327XTSA1](#) [ESD5V0L1B02VH6327XTSA1](#) [ESD7451N2T5G](#) [19180-510](#) [CPDT-5V0USP-HF](#)
[3.0SMCJ33CA-F](#) [3.0SMCJ36A-F](#) [HSPC16701B02TP](#) [D3V3Q1B2DLP3-7](#) [D55V0M1B2WS-7](#) [DESD5V0U1BL-7B](#) [DRTR5V0U4SL-7](#)
[SCM1293A-04SO](#) [ESD200-B1-CSP0201 E6327](#) [SM12-7](#) [SMF8.0A-TP](#) [SMLJ45CA-TP](#) [CEN955 W/DATA](#) [82350120560](#) [VESD12A1A-](#)
[HD1-GS08](#) [CPDUR5V0R-HF](#) [CPDQC5V0U-HF](#) [CPDQC5V0USP-HF](#) [CPDQC5V0-HF](#) [D1213A-01LP4-7B](#) [D1213A-02WL-7](#)
[MMAD1108/TR13](#) [5KP100A](#) [5KP15A](#) [5KP18A](#) [5KP48A](#) [5KP90A](#)