


ELECTRONICS



Positive Thermal Coefficient

SMD1206 Series

Positive Thermal Coefficient - SMD1206 Series

Features

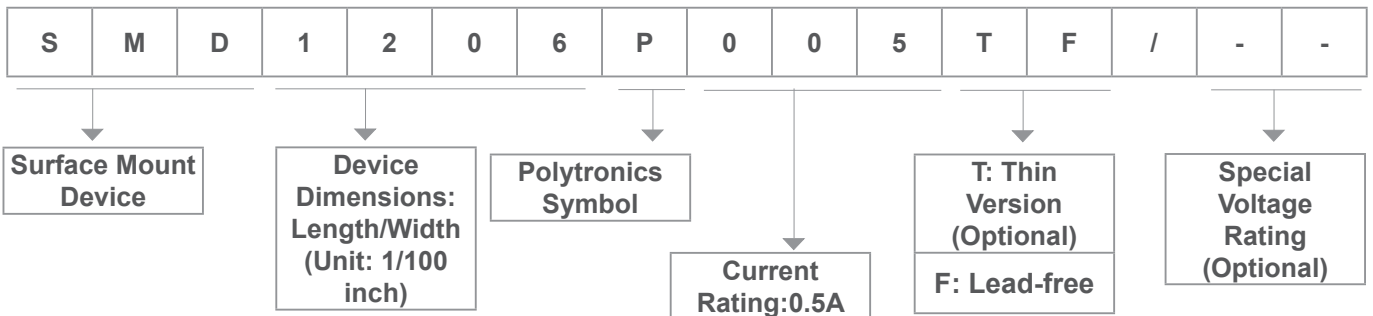
1. I(hold): 0.05~2A
2. RoHS compliant, lead-free and halogen-free
3. Fast response to fault currents
4. Low resistance
5. Low-profile
6. Compact design saves board space
7. Compatible with high temperature solders



Applications

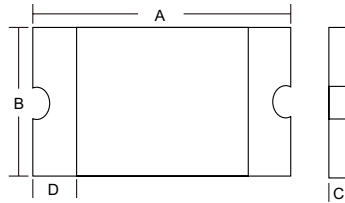
1. USB peripherals
2. Disk drives
3. CD-ROMs
4. General electronics
5. Disk drives
6. Set-top-box and HDMI
7. Mobile Internet Device (MID)
8. PDAs / digital cameras
9. Game console port protection
10. Plug and play protection for motherboards and peripherals
11. Mobile phones - battery and port protection

Product Name



Positive Thermal Coefficient - SMD1206 Series

Dimension



Type Number	I _{hold}	I _{trip}	Maximum Time To Trip		V _{max}	I _{max}	P _{dmax}	R _{min}	R _{1max}	Package	Package Dimensions (mm)							
			Current A	Time s							A		B		C		D	
											min	max	min	max	min	max	min	max
SMD1206P005TF	0.05	0.15	0.25	1.5	60	100	0.4	3.6	50	1206	3	3.5	1.5	1.8	0.6	1.1	0.15	
SMD1206P010TF	0.1	0.25	0.5	1	60	100	0.4	1.6	15	1206	3	3.5	1.5	1.8	0.6	1.1	0.15	
SMD1206P020TF	0.2	0.46	8	0.08	30	100	0.6	0.35	2.5	1206	3	3.5	1.5	1.8	0.4	0.9	0.15	
SMD1206P025TF	0.25	0.5	8	0.08	16	100	0.6	0.35	2.5	1206	3	3.5	1.5	1.8	0.4	0.9	0.15	
SMD1206P035TF	0.35	0.75	8	0.1	6	100	0.6	0.25	1.3	1206	3	3.5	1.5	1.8	0.4	0.9	0.15	
SMD1206P050TF	0.5	1	8	0.1	6	100	0.6	0.15	0.7	1206	3	3.5	1.5	1.8	0.35	0.85	0.15	
SMD1206P050TF/13.2	0.5	1	8	0.1	13.2	100	0.6	0.15	0.7	1206	3	3.5	1.5	1.8	0.35	0.85	0.15	
SMD1206P075TF	0.75	1.5	8	0.2	6	100	0.6	0.09	0.5	1206	3	3.5	1.5	1.8	0.3	0.8	0.15	
SMD1206P075TF/13.2	0.75	1.5	8	0.2	13.2	100	0.6	0.09	0.5	1206	3	3.5	1.5	1.8	0.45	1.25	0.15	
SMD1206P100TF	1	1.8	8	0.3	6	100	0.6	0.055	0.27	1206	3	3.5	1.5	1.8	0.4	0.8	0.15	
SMD1206P110TF	1.1	2.2	8	0.3	6	100	0.8	0.04	0.18	1206	3	3.5	1.5	1.8	0.4	0.8	0.15	
SMD1206P150TF	1.5	3	8	1	6	100	0.8	0.04	0.13	1206	3	3.5	1.5	1.8	0.5	1.2	0.15	
SMD1206P200TF	2	3.5	8	1.5	6	100	0.8	0.018	0.08	1206	3	3.5	1.5	1.8	0.5	1.2	0.15	

Vocabulary

I_{hold} = Hold current: maximum current device will pass without tripping in 23°C still air.

I_{trip} = Trip current: minimum current at which the device will trip in 23 °C still air.

V_{max} = Maximum voltage device can withstand without damage at rated current (I_{max})

I_{max} = Maximum fault current device can withstand without damage at rated voltage (V_{max})

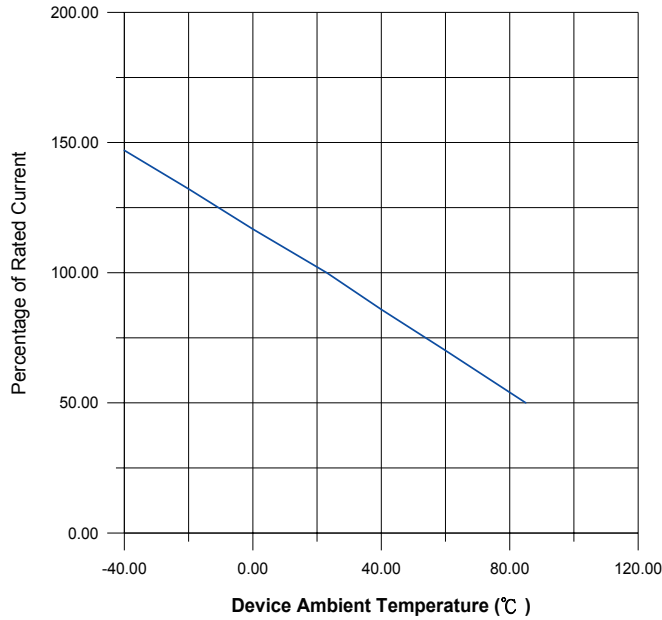
P_d typ = Typical power dissipated from device when in the tripped state at 23 °C still air.

R_{min} = Minimum resistance of device in initial (un-soldered) state.

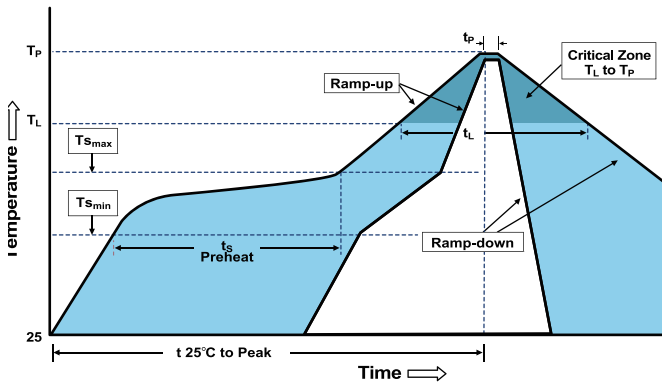
R_{1max} = Maximum resistance of device at 23 °C measured one hour after tripping or reflow soldering of 260 °C for 20 sec.

Positive Thermal Coefficient - SMD1206 Series

Thermal Derating Curve



Thermal Derating Chart



Profile Feature	Pb-Free Assembly
Average Ramp-Up Rate(T_s max to T_p)	3°C/second max.
Preheat	
-Temperature Min(T_s min)	150°C
-Temperature Max(T_s max)	200°C
-Time(T_s min to T_s max)	60~180 seconds
Time maintained above:	
-Temperature(T_L)	+217°C
-Time(t_L)	60~150 seconds
Peak Temperature(T_p)	260°C
Ramp-Down Rate	6°C/second max.
Time 25°C to Peak Temperature	8 minutes max
Storage Condition	0°C~35°C, 70%RH

- Recommended reflow methods: IR, vapor phase oven, hot air oven, N2 environment for lead-free
- Recommended maximum paste thickness is 0.25mm (0.010 inch)
- Devices can be cleaned using standard industry methods and solvents.

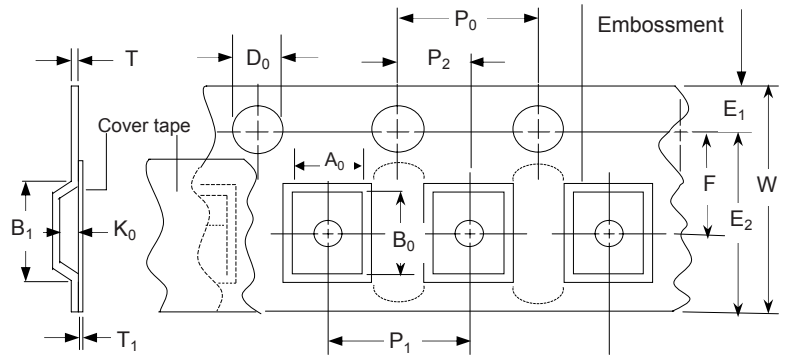
Note 1: All temperature refer to topside of the package, measured on the package body surface.

Note 2: If reflow temperatures exceed the recommended profile, devices may not meet the performance requirements.

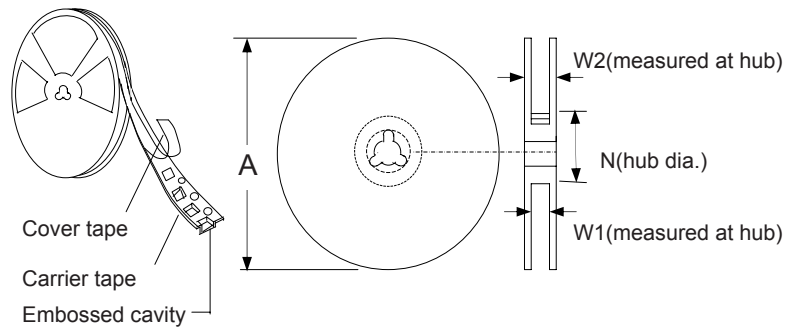
Positive Thermal Coefficient - SMD1206 Series

Tape And Reel Specifications (mm) EIA Tape Component Dimention

Governing Specifications	EIA 481-1
W	12 ± 0.3
P ₀	4.0 ± 0.10
P ₁	8.0 ± 0.10
P ₂	2.0 ± 0.05
A ₀	3.5 ± 0.23
B ₀	5.1 ± 0.15
B _{1max}	5.9
D ₀	1.5+0.1,-0
F	5.5 ± 0.05
E ₁	1.75 ± 0.10
E _{2min}	10.25
T _{max}	0.6
T _{1max}	0.1
K ₀	0.9 ± 0.15
Leader min.	390
Trailer min.	160
Reel Dimensions	
A max	178
N min.	60
W ₁	12.4+20,-0.0
W _{2max} .	18.4



EIA Reel Dimentions



Storage And Handling

- Storage conditions : 40°C max, 70% R.H.
- Devices may not meet specified performance if storage conditions are exceeded.

Positive Thermal Coefficient - SMD1206 Series

Thermal Derating Chart

Part Number	-40°C	-20°C	0°C	23°C	40°C	50 °C	60°C	70°C	85°C
SMD1206P010TF	0.14	0.33	0.115	0.1	0.085	0.08	0.07	0.06	0.05
SMD1206P020TF	0.28	0.25	0.23	0.20	0.17	0.15	0.14	0.12	0.09
SMD1206P025TF	0.37	0.33	0.29	0.25	0.22	0.20	0.17	0.15	0.12
SMD1206P035TF/16	0.50	0.45	0.40	0.35	0.30	0.27	0.24	0.21	0.15
SMD1206P050TF	0.71	0.64	0.57	0.50	0.42	0.39	0.35	0.31	0.25
SMD1206P050TF/15	0.71	0.64	0.57	0.50	0.42	0.39	0.35	0.31	0.25
SMD1206P075TFT	1.14	1.01	0.88	0.75	0.65	0.59	0.54	0.49	0.41
SMD1206P075TF/13.2	1.14	1.01	0.88	0.75	0.65	0.59	0.54	0.49	0.41
SMD1206P110TFT	1.64	1.46	1.30	1.10	0.92	0.83	0.80	0.65	0.52
SMD1206P150TFT	2.20	1.99	1.77	1.50	1.34	1.23	1.10	1.01	0.84
SMD1206P175TF	2.50	2.25	2.00	1.75	1.55	1.45	1.35	1.25	1.10
SMD1206P200TF	2.60	2.44	2.35	2.00	1.78	1.67	1.50	1.45	1.10

Warehouse Storage Conditions of Products

- Storage Conditions:
 1. Storage Temperature: -10°C~+40°C
 2. Relative Humidity: ≤75%RH
 3. Keep away from corrosive atmosphere and sunlight.
- Period of Storage: 1 year

X-ON Electronics

Largest Supplier of Electrical and Electronic Components

Click to view similar products for [Resettable Fuses - PPTC](#) category:

Click to view products by [Ruilongyuan](#) manufacturer:

Other Similar products are found below :

[RF0077-000](#) [RF3256-000](#) [RF3281-000](#) [RF3301-000](#) [RF3344-000](#) [RF3382-000](#) [SMD125-2](#) [RF2171-000](#) [RF2531-000](#) [RF2873-000](#) [RF3060-000](#) [TR600-150Q-B-0.5-0.130](#) [RXE090](#) [5E4795/04-1502](#) [TRF250-080T-B-1.0-0.125](#) [SMD100-2](#) [NIS5452MT1TXG](#) [NIS5431MT1TXG](#) [SMD250-2](#) [0ZCM0001FF2G](#) [0ZCM0003FF2G](#) [0ZCM0004FF2G](#) [BK60-017-DZ-E0.6](#) [F95456-000](#) [LVR100S](#) [RS30-090](#) [RS30-600](#) [RS30-700](#) [RS30-800](#) [RS30-900](#) [RS60RB-005](#) [RS60RB-010](#) [RS60RB-020](#) [RS60RB-025](#) [RS60RB-050](#) [RS60RB-075](#) [RS60RB-160](#) [RS60SB-250](#) [ASMD0603-010-30V](#) [ASMD0603-025-16V](#) [ASMD2920-260-24V](#) [BSMD0603-025-12V](#) [BSMD1206-150-12V](#) [BSMD0805-020-33V](#) [BSMD1206-075-13.2V](#) [BSMD2920-400-6V](#) [BSMD2920-300-6V](#) [BSMD2920-700-6V](#) [BSMD1812-030-60V](#) [SMD0603-035C-16V](#)