

V3S

Snap-action

Plastic housed

V3S

- sealed (IP67)
- flying leads
- robust construction

ing 250 VAC, 5 A

m) 32 × 24 × 10

- plunger
- plain levers
- roller levers

als UL, CSA, ENEC



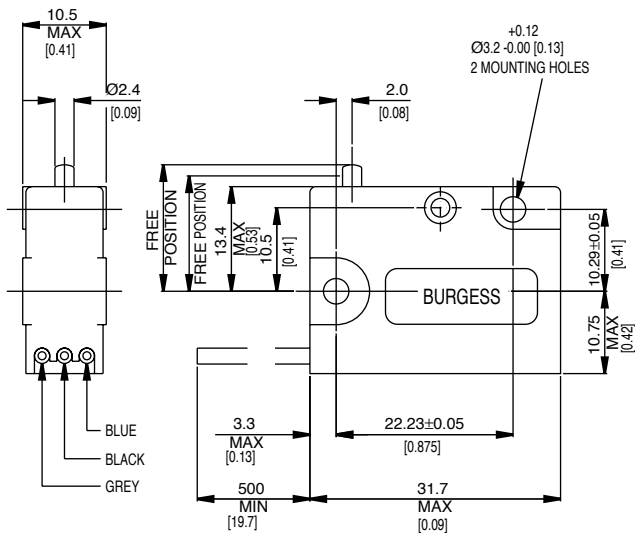
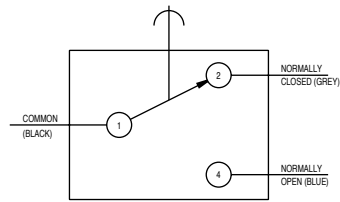
Preferred Range

Reference	Actuating Force (N)	Actuating Force (ozf)	Sealing	Operating pos. (mm)	Operating pos. (in)	Terminal	Circuit	Actuator	Contacts	Electrical rating
UL	3.9	14.00	IP67	14.5	0.57	Pre-wired	CO	Plunger	Ag	Up to 250 VAC, 5 A
UL	3.9	14.00	IP67	20.4	0.80	Pre-wired	CO	Roller lever - short	Ag	Up to 250 VAC, 5 A
UL	2.3	8.26	IP67	22.0	0.86	Pre-wired	CO	Roller lever - long	Ag	Up to 250 VAC, 5 A
UL	1.7	7.50	IP67	14.9	0.55	Pre-wired	CO	Plain lever	Ag	Up to 250 VAC, 5 A

V3S

Specifications

Housing	Glass fibre reinforced nylon
Plunger	Acetal (lever types), stainless steel (plunger types)
Mechanism	Snap-action, single pole
Functions	Change-over
Cowl	Silicone rubber
Contacts	Silver
Terminals °C	Pre-wired
Temperature range	-40°C to +85°C
Mechanical life	10 ⁶ cycles minimum, impact-free actuation
Protection	IP67 (enclosure)
Mounting	Side mounting
Actuators	Plain lever - stainless steel, Roller levers - stainless steel, nylon roller

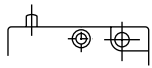
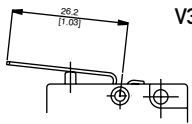
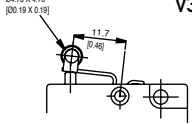
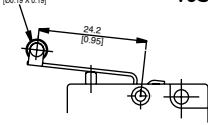


Recommended maximum electrical ratings

Voltage (max)	Load (A)	Approval
125 VAC	5 (0.75 pf)	UL 1054/CSA 22.2 No. 55 - 6,000 operations (85°C)
250 VAC	5 (0.75 pf)	UL 1054/CSA 22.2 No. 55 - 6,000 operations (85°C)
250 VAC	5	EN61058-1, T85, 10,000 operations
0 - 15 VDC	6	General rating - 50,000 operations (85°C)
15 - 30 VDC	3	General rating - 50,000 operations (85°C)

V3S

Operating Characteristics

Actuator	Reference	Actuating Force		Release Force		Free Position		Operating Position		Movement Differential	
		Maximum (N)	(ozf)	Minimum (N)	(ozf)	Maximum (mm)	(in)	(mm)	(in)	Maximum (mm)	(in)
	V3SUL	3.90	14.0	1.10	4.00	15.9	0.63	14.5 ± 0.5	0.57 ± 0.02	0.4	0.016
	V3SY1UL	3.90	14.0	1.10	4.00	22.1	0.87	20.4 ± 0.64	0.8 ± 0.025	0.4	0.016
	V3SYRUL	2.30	8.3	0.40	1.44	24.8	0.98	22.0 ± 1.2	0.86 ± 0.047	1.00	0.040
	V3SYR1UL	1.65	7.5	0.42	1.50	18.1	0.71	14.9 ± 0.10	0.55 ± 0.039	1.00	0.040

Over travel: Plunger can be depressed flush with housing. The housing should not be used as an end stop.

Type coding key for standard products

Type	V3S	Example: V3S	C2	Y1	GP	UL
Circuit	No symbol, change-over					
	C2	Normally closed				
	C4	Normally open				
Actuators	No symbol, without lever or actuator					
	Y1	Plain lever 26.2 mm				
	YR	Roller lever 11.7 mm				
	YR1	Roller lever 24.2 mm				
Material	No symbol, Ag					
	GP	Gold plate on silver (GP)				
Cables	No symbol, fitted with standard 500 mm cables					
Approvals	No symbol, without approval					
	UL	UL and CSA approval				
Notes	/ <input type="checkbox"/> <input type="checkbox"/> <input type="checkbox"/> <input type="checkbox"/> Saia-Burgess specialise in customer specific solutions. Additional product variants are available or can be provided. If your requirements cannot be satisfied from the options listed, please contact www.saia-burgess.com or your local SB outlet.					

X-ON Electronics

Largest Supplier of Electrical and Electronic Components

Click to view similar products for [Basic / Snap Action Switches](#) category:

Click to view products by [Saia-Burgess](#) manufacturer:

Other Similar products are found below :

[83228001](#) [01.098.1358.1](#) [602EN1-6B](#) [602EN532](#) [602EN535-RB](#) [602HE5-RB1](#) [604HE162](#) [604HE223-6B](#) [624HE17-RB](#) [6HM89](#) [6PA78-JM](#)
[6SE1](#) [6SX1-H58](#) [70500840](#) [MBD5B1](#) [MBH2731](#) [73-316-0012](#) [79211759](#) [79211923](#) [79218589](#) [7AS12](#) [ML-1155](#) [ML-1376](#) [831010C3.0](#)
[831060C3.TL](#) [831090C2.EL](#) [83131904](#) [84212012](#) [8AS239](#) [8HM73-3](#) [903VB1-PG](#) [914CE1-6G](#) [PL-100](#) [11SM1077-H4](#) [11SM1077-H58](#)
[11SM1-TN107](#) [11SM405](#) [11SM703-T](#) [11SM8423-H2](#) [11SX37-T](#) [11SX48-H58](#) [11SX55-H58](#) [11SM2442-T](#) [11SM76-T](#) [11SM77-H58](#)
[11SM77-T](#) [11SM863-T](#) [11SM866](#) [11SX47-H58](#) [A7CN-1M-1-LEFT](#)