


Chip Bead ; CIC/CIS Series For High Current



Feature

- The smallest beads used for high current.
(CIC: ~3A, CIS: ~6A)

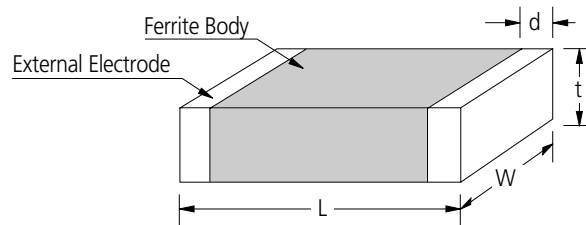
Application

- Suppression of noise in power line

The CIC/CIS Series can be used in high current owing to their low DC resistance. They can match power lines to a maximum of 6A DC.

Operating Temp	-55~+125°C
Storage Temp	-10~+40°C

Dimensions



Unit : mm

SIZE CODE	L	W	t	d
05	1.0±0.05	0.5±0.05	0.5±0.05	0.25±0.1
10	1.6±0.15	0.8±0.15	0.8±0.15	0.3±0.2
21	2.0±0.2	1.25±0.2	0.9±0.2	0.5+0.2,-0.3
31	3.2±0.2	1.6±0.2	1.1±0.2	0.5+0.2,-0.3
32	3.2±0.2	2.5±0.2	1.3±0.2	0.5±0.3
41	4.5±0.2	1.6±0.2	1.6±0.2/1.2±0.2	0.5±0.3
43	4.5±0.2	3.2±0.2	1.5±0.2	0.5±0.3

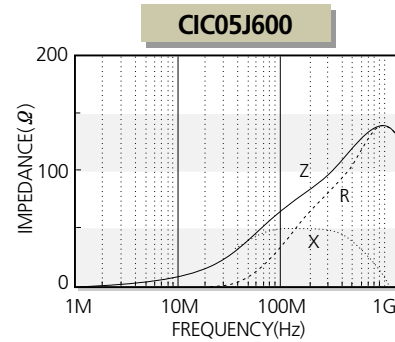
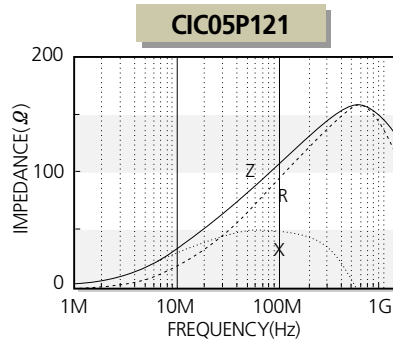
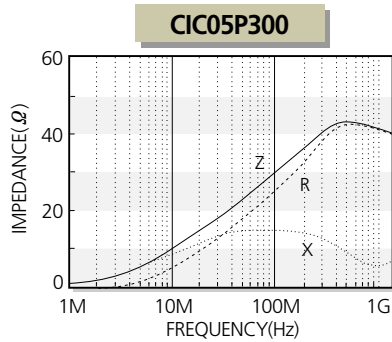
Part Numbering

CI **C** **05** **P** **300** **N** **C**
 (1) (2) (3) (4) (5) (6) (7)

- (1) Chip Beads
- (2) C: For high current ~3A, S: Ultra high current ~6A
- (3) Dimension
- (4) Material Code(J, P)
- (5) Nominal impedance(310: 31Ω, 121: 120Ω)
- (6) Thickness option (N: Standard, A: Thinner than standard, B: Thicker than standard)
- (7) Packaging(C: paper tape, E: embossed tape)

CIC 1005(0402) Type

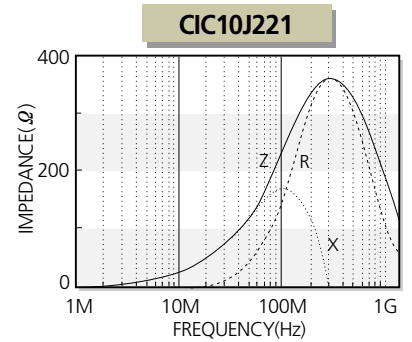
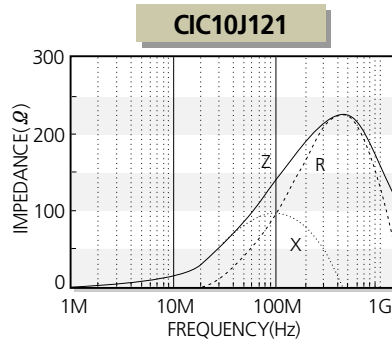
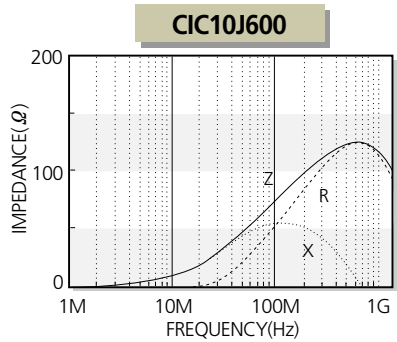
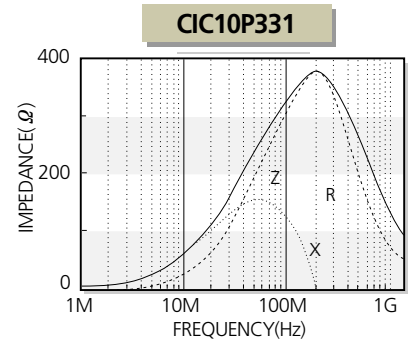
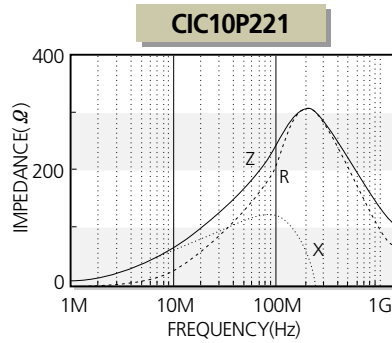
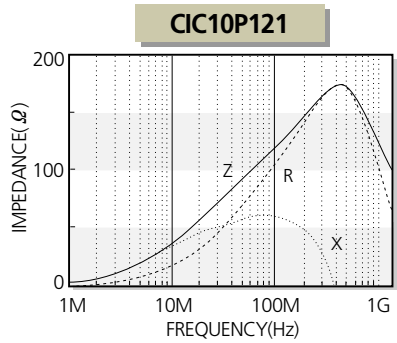
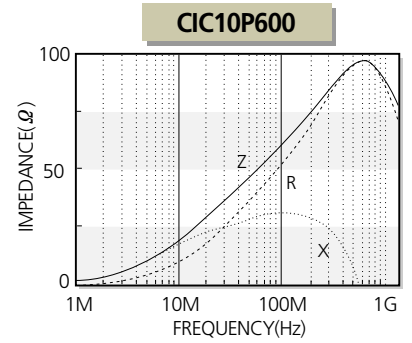
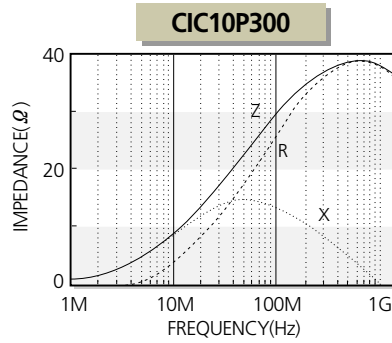
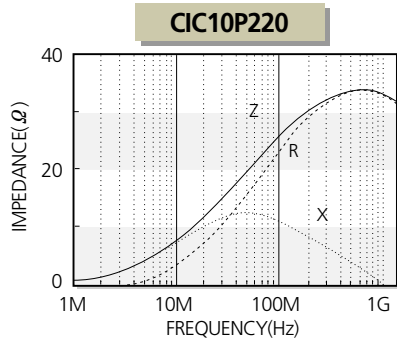
Part No.	Thickness (mm)	Impedance (Ω) $\pm 25\%$ @ 100 MHz	DC Resistance (Ω) Max.	Rated Current (mA) Max.
CIC 05P 300	0.50 \pm 0.05	30	0.05	1500
CIC 05P 600	0.50 \pm 0.05	60	0.09	1500
CIC 05P 121	0.50 \pm 0.05	120	0.09	1500
CIC 05J 600	0.50 \pm 0.05	60	0.09	1500



CIC/CIS
Series

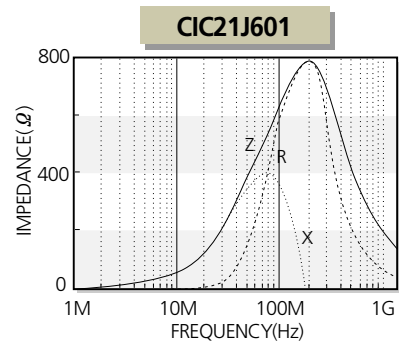
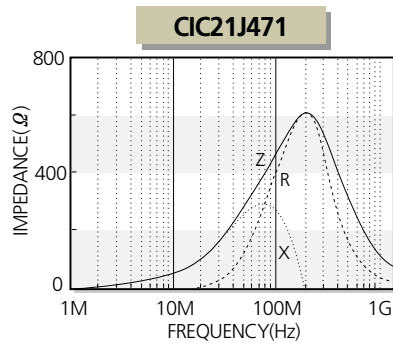
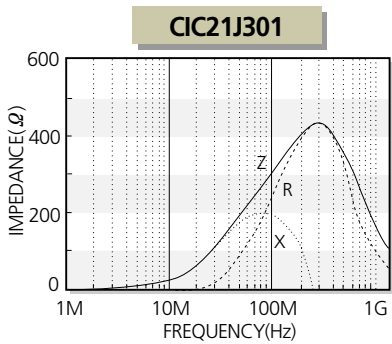
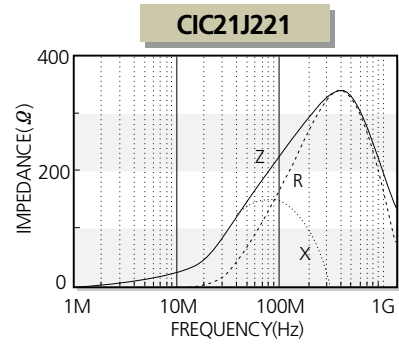
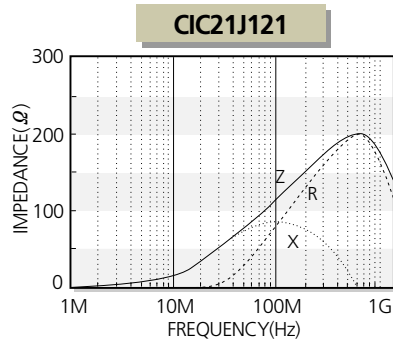
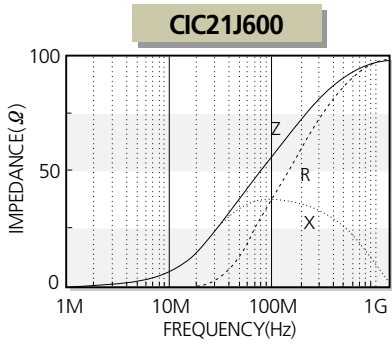
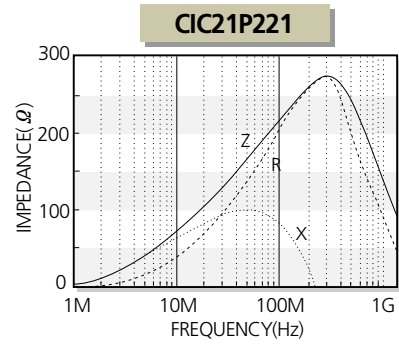
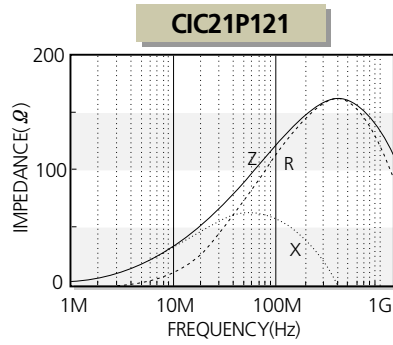
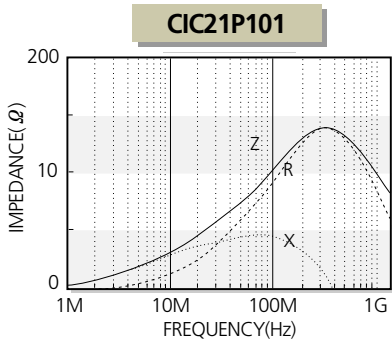
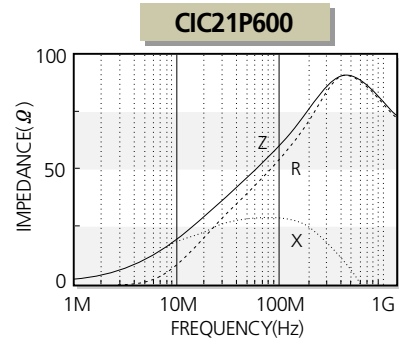
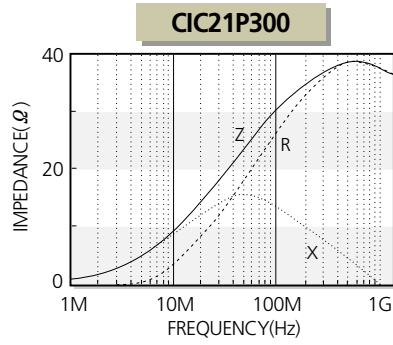
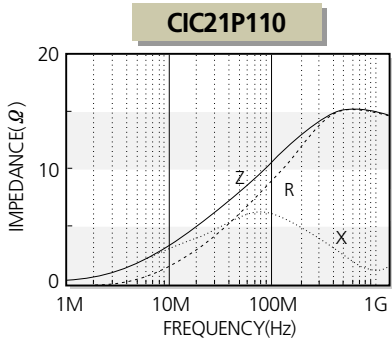
CIC 1608(0603) Type

Part No.	Thickness (mm)	Impedance (Ω) $\pm 25\%$ @ 100 MHz	DC Resistance (Ω) Max.	Rated Current (mA) Max.
CIC 10P 080	0.80 \pm 0.15	8	0.02	3000
CIC 10P 220	0.80 \pm 0.15	22	0.025	3000
CIC 10P 300	0.80 \pm 0.15	30	0.025	3000
CIC 10P 600	0.80 \pm 0.15	60	0.05	2000
CIC 10P 121	0.80 \pm 0.15	120	0.05	2000
CIC 10P 181	0.80 \pm 0.15	180	0.09	1500
CIC 10P 221	0.80 \pm 0.15	220	0.09	1000
CIC 10P 301	0.80 \pm 0.15	300	0.15	750
CIC 10P 331	0.80 \pm 0.15	330	0.15	1200
CIC 10J 080	0.80 \pm 0.15	8	0.02	3000
CIC 10J 300	0.80 \pm 0.15	30	0.03	2000
CIC 10J 600	0.80 \pm 0.15	60	0.05	2000
CIC 10J 121	0.80 \pm 0.15	120	0.05	2000
CIC 10J 221	0.80 \pm 0.15	220	0.10	1500
CIC 10J 301	0.80 \pm 0.15	300	0.15	800
CIC 10J 471	0.80 \pm 0.15	470	0.15	800
CIC 10J 601	0.80 \pm 0.15	600	0.15	750



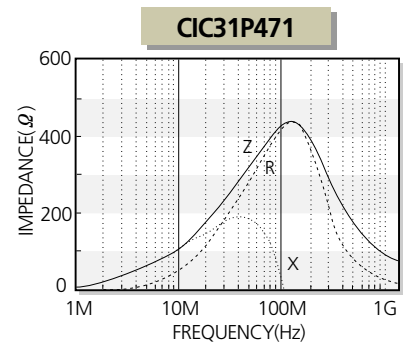
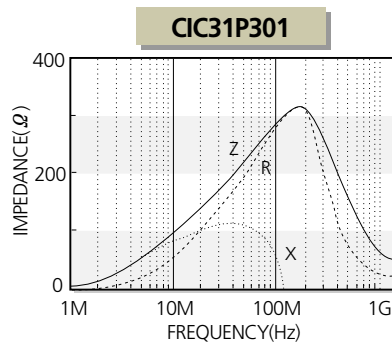
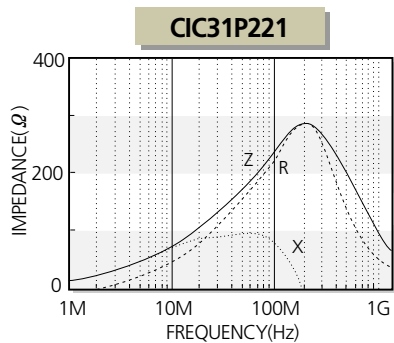
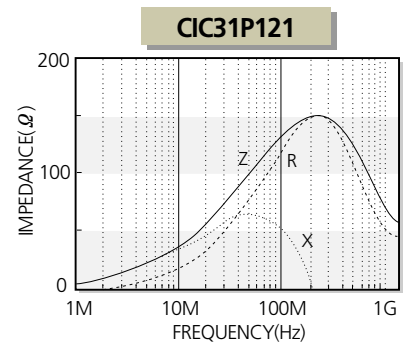
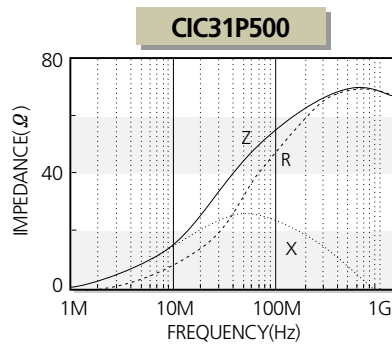
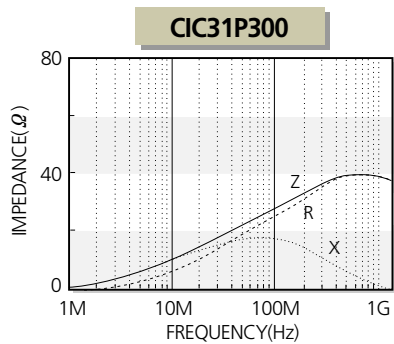
CIC 2012(0805) Type

Part No.	Thickness (mm)	Impedance (Ω) $\pm 25\%$ @ 100 MHz	DC Resistance (Ω) Max.	Rated Current (mA) Max.
CIC 21P 110	0.90 \pm 0.2	11	0.01	3000
CIC 21P 300	0.90 \pm 0.2	30	0.015	3000
CIC 21P 600	0.90 \pm 0.2	60	0.025	3000
CIC 21P 101	0.90 \pm 0.2	100	0.04	2000
CIC 21P 121	0.90 \pm 0.2	120	0.05	2000
CIC 21P 221	0.90 \pm 0.2	220	0.05	2000
CIC 21J 600	0.90 \pm 0.2	60	0.03	2500
CIC 21J 121	0.90 \pm 0.2	120	0.05	2500
CIC 21J 221	0.90 \pm 0.2	220	0.05	1500
CIC 21J 301	0.90 \pm 0.2	300	0.10	1500
CIC 21J 471	0.90 \pm 0.2	470	0.08	1500
CIC 21J 601	0.90 \pm 0.2	600	0.15	1000

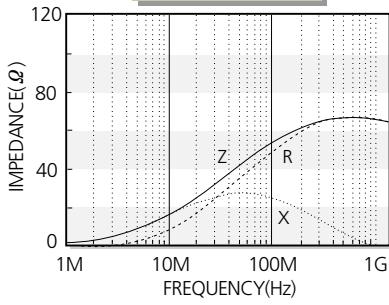


CIC 3216(1206) Type

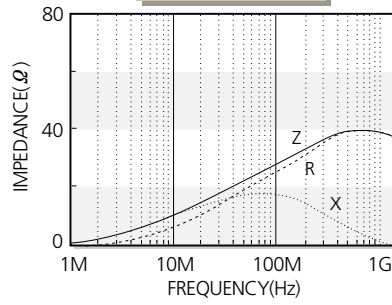
Part No.	Thickness (mm)	Impedance (Ω) $\pm 25\%$ @ 100 MHz	DC Resistance (Ω) Max.	Rated Current (mA) Max.
CIC 31P 300	1.1 \pm 0.2	30	0.01	3000
CIC 31P 500	1.1 \pm 0.2	50	0.025	3000
CIC 31P 700	1.1 \pm 0.2	70	0.025	3000
CIC 31P 121	1.1 \pm 0.2	120	0.025	2000
CIC 31P 221	1.1 \pm 0.2	220	0.05	2000
CIC 31P 301	1.1 \pm 0.2	300	0.05	2000
CIC 31P 471	1.1 \pm 0.2	470	0.07	1500
CIC 31P 601	1.1 \pm 0.2	600	0.15	1000
CIC 31J 300	1.1 \pm 0.2	30	0.02	4000
CIC 31J 500	1.1 \pm 0.2	50	0.02	4000
CIC 31J 800	1.1 \pm 0.2	80	0.02	4000
CIC 31J 121	1.1 \pm 0.2	120	0.03	4000
CIC 31J 241	1.1 \pm 0.2	240	0.05	3000
CIC 31J 301	1.1 \pm 0.2	300	0.05	3000
CIC 31J 471	1.1 \pm 0.2	470	0.05	3000
CIC 31J 601	1.1 \pm 0.2	600	0.05	2500



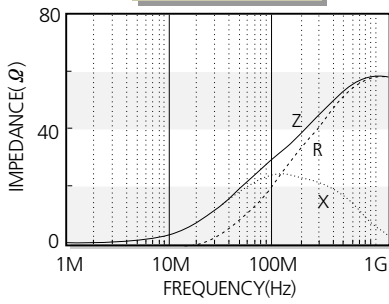
CIC31P500



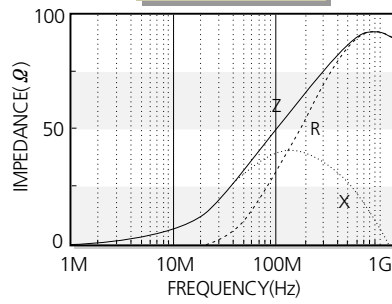
CIC31P601



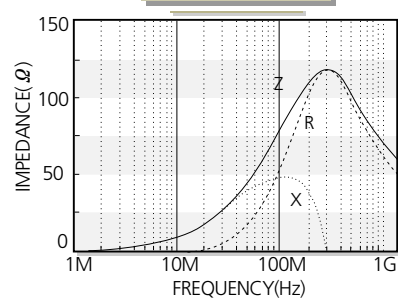
CIC31J300



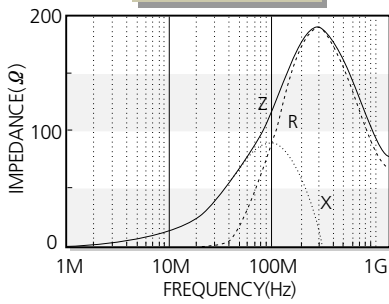
CIC31J500



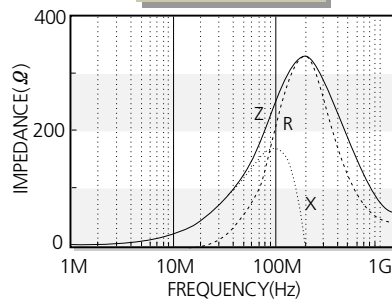
CIC31J800



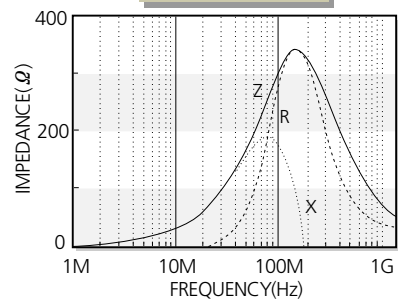
CIC31J121



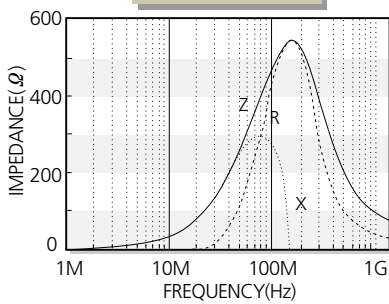
CIC31J241



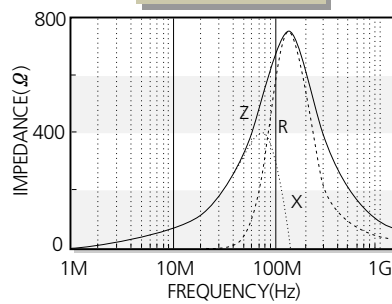
CIC31J301



CIC31J471

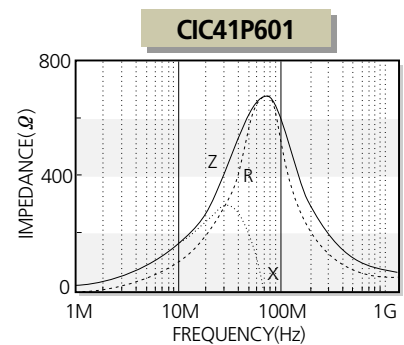
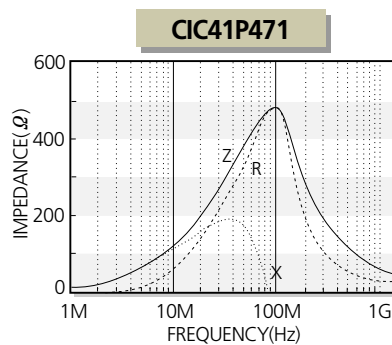
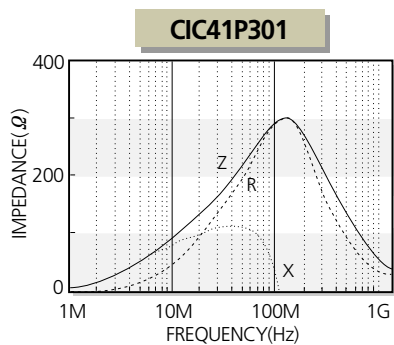
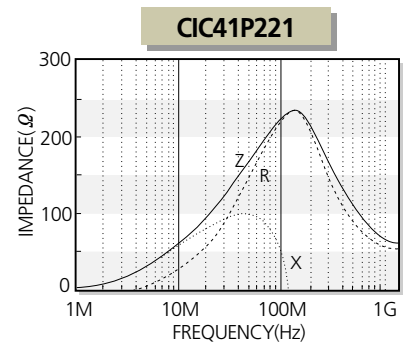
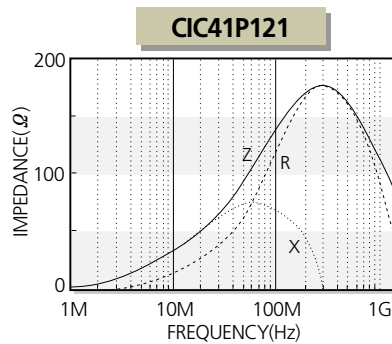
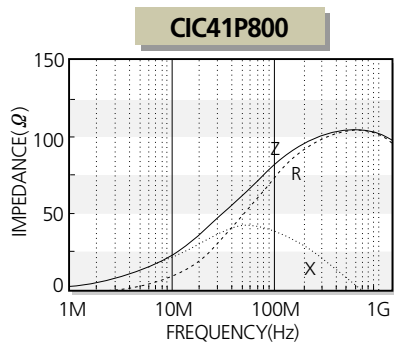


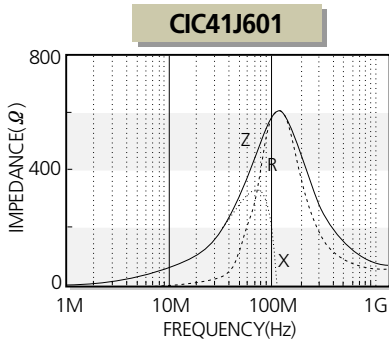
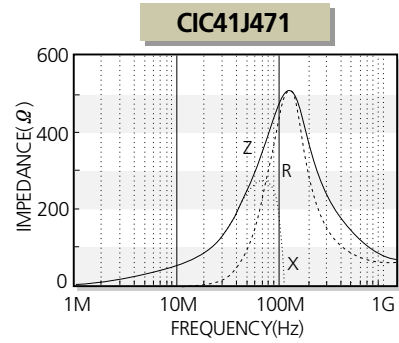
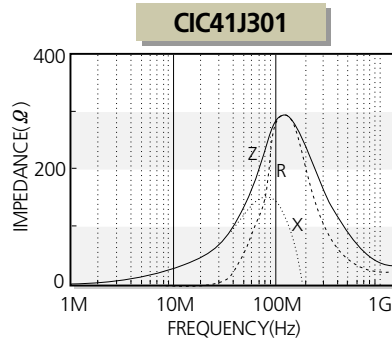
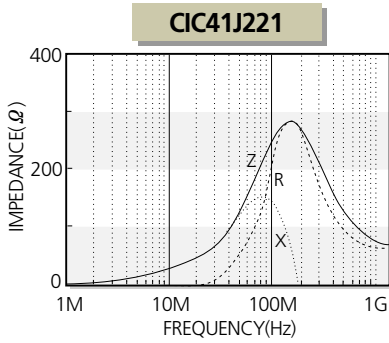
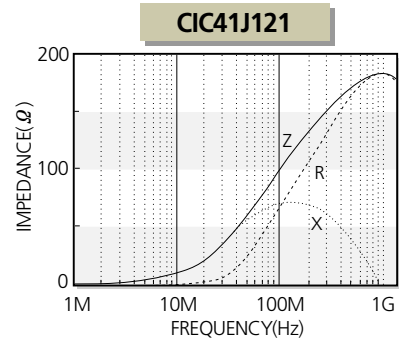
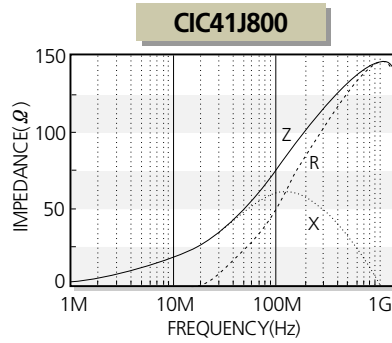
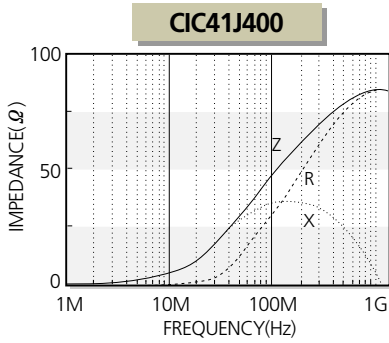
CIC31J601



CIC 4516(1806) Type

Part No.	Thickness (mm)	Impedance (Ω) $\pm 25\%$ @ 100 MHz	DC Resistance (Ω) Max.	Rated Current (mA) Max.
CIC 41P 800	1.6 \pm 0.2	80	0.01	3000
CIC 41P 121	1.6 \pm 0.2	120	0.025	3000
CIC 41P 221	1.6 \pm 0.2	220	0.05	2000
CIC 41P 301	1.6 \pm 0.2	300	0.05	2000
CIC 41P 471	1.6 \pm 0.2	470	0.05	2000
CIC 41P 601	1.6 \pm 0.2	600	0.08	1500
CIC 41J 400	1.6 \pm 0.2	40	0.01	3000
CIC 41J 800	1.6 \pm 0.2	80	0.01	3000
CIC 41J 121	1.6 \pm 0.2	120	0.03	3000
CIC 41J 221	1.6 \pm 0.2	220	0.04	2500
CIC 41J 301	1.6 \pm 0.2	300	0.04	2500
CIC 41J 471	1.6 \pm 0.2	470	0.04	2500
CIC 41J 601	1.6 \pm 0.2	600	0.04	2500



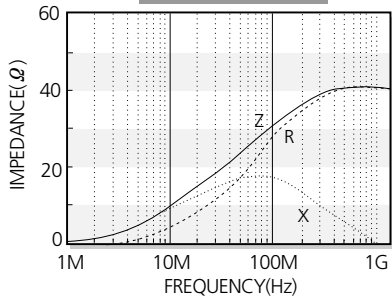


CIC 4532(1812) Type

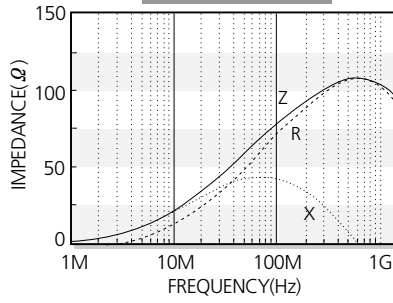
Part No.	Thickness (mm)	Impedance (Ω) ±25% @ 100 MHz	DC Resistance (Ω) Max.	Rated Current (mA) Max.
CIC 43P 300	1.5±0.2	30	0.03	3000
CIC 43P 700	1.5±0.2	70	0.03	3000
CIC 43P 121	1.5±0.2	120	0.03	3000
CIC 43P 221	1.5±0.2	220	0.05	2000
CIC 43P 301	1.5±0.2	300	0.05	2000
CIC 43P 471	1.5±0.2	470	0.05	2000
CIC 43P 601	1.5±0.2	600(at 50MHz)	0.05	3000
CIC 43J 300	1.5±0.2	30	0.02	3000
CIC 43J 121	1.5±0.2	120	0.03	3000
CIC 43J 301	1.5±0.2	300	0.04	3000
CIC 43J 471	1.5±0.2	470	0.04	3000
CIC 43J 601	1.5±0.2	600	0.04	3000



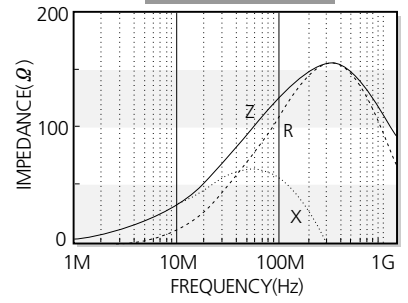
CIC43P300



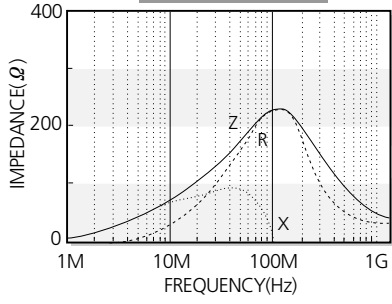
CIC43P700



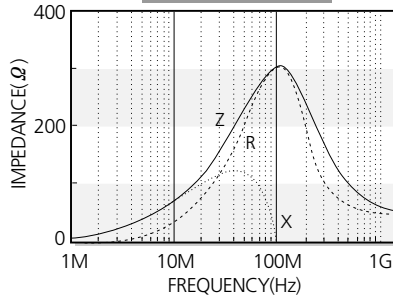
CIC43P121



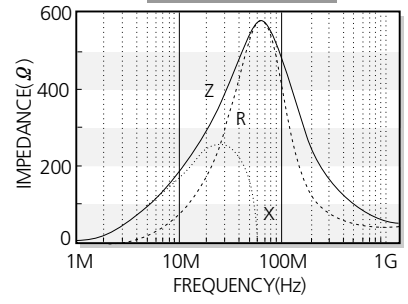
CIC43P221



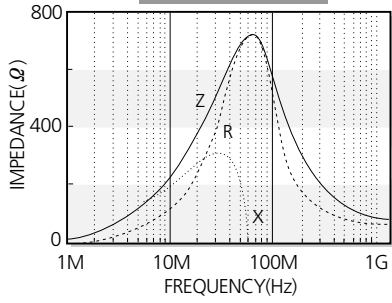
CIC43P301



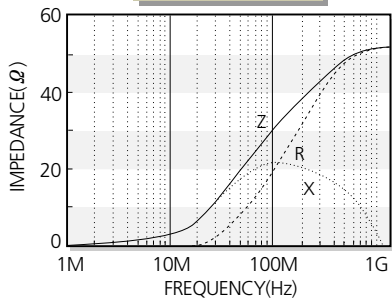
CIC43P471



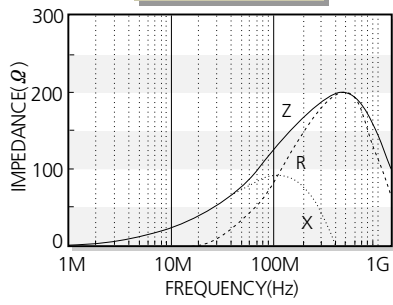
CIC43P601



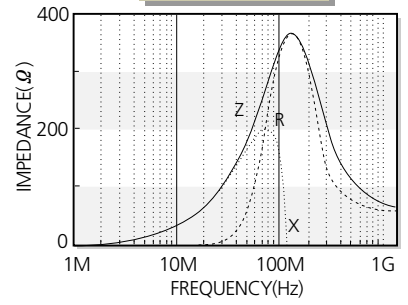
CIC43J300



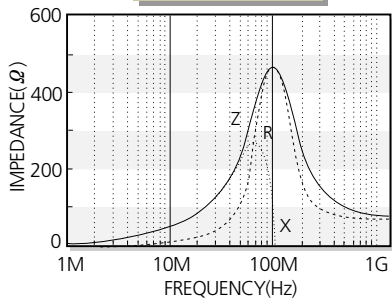
CIC43J121



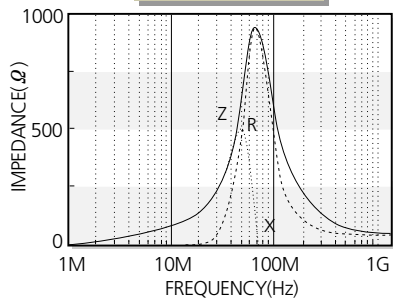
CIC43J301



CIC43J471



CIC43J601



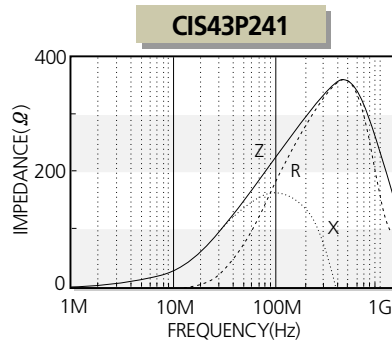
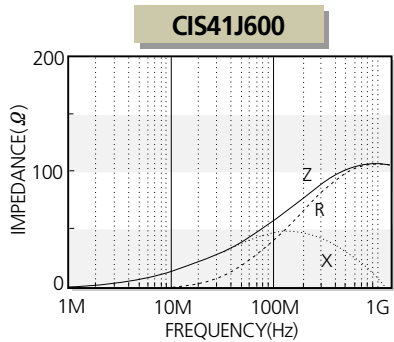
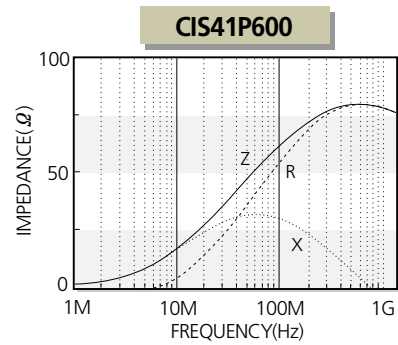
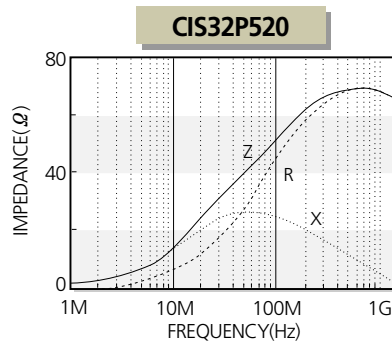
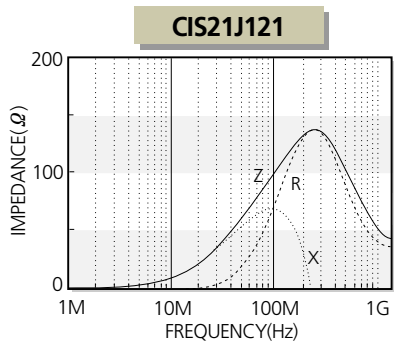
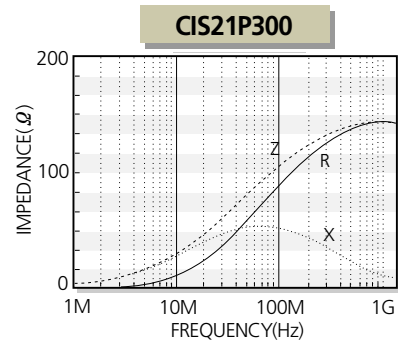
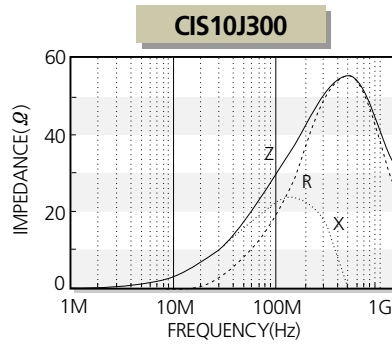
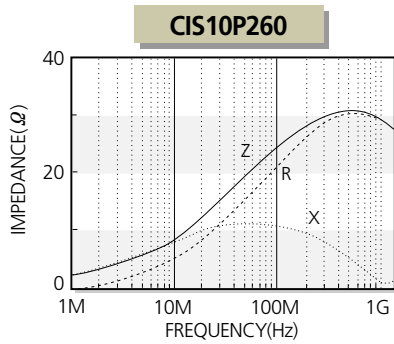
CIS Series

Part No.	Thickness (mm)	Impedance (Ω) $\pm 25\%$ @ 100 MHz	DC Resistance (Ω) Max.	Rated Current (mA) Max.
CIS 10P 260	0.6 \pm 0.15	26	0.007	6000
CIS 10J 300	0.8 \pm 0.15	30	0.01	6000
CIS 21P 300	0.9 \pm 0.2	30	0.01	5000
CIS 21J 121	0.9 \pm 0.2	120	0.02	5000
CIS 32P 520	1.3 \pm 0.2	52	0.01	6000
CIS 32J 121	1.3 \pm 0.2	120	0.02	5000
CIS 41P 600	1.6 \pm 0.2/1.2 \pm 0.2	60	0.01	6000
CIS 41J 600	1.6 \pm 0.2/1.2 \pm 0.2	60	0.01	6000
CIS 43J 121	1.5 \pm 0.2	120	0.02	6000
CIS 43P 241	1.5 \pm 0.2	240	0.02	6000

Customized products are available.

Test equipment : Agilent 4291B+16192A (1005)

Agilent 4291B+16193A (1608 and others)



X-ON Electronics

Largest Supplier of Electrical and Electronic Components

Click to view similar products for [EMI Filters](#) / [EMI Suppression](#) category:

Click to view products by [Samsung](#) manufacturer:

Other Similar products are found below :

[CX0805MRX7R7BB473](#) [CZB1EGTTP700P](#) [CZB1JGTTD101P](#) [CZB1JGTTD151P](#) [CZB1JGTTD152P](#) [CZB1JGTTD601P](#)
[CZB2AFTTD800P](#) [CZB2AGTTD121P](#) [CZB2AGTTD601P](#) [CZB2BFTTE600P](#) [PE-0402FB121ST](#) [EMI0805R-11](#) [BMB1J1000LN2](#)
[BMB2A0430RS2](#) [BMB2A0470LN2](#) [ILAS1206ER102V](#) [SMB2.5-1TR](#) [CZB1EGTTP121P](#) [CZB1JGTTD102P](#) [CZB1JGTTD121P](#)
[CZB1JGTTD221P](#) [CZB2AGTTD301P](#) [CZB2BFTTE301P](#) [CZB2BFTTE601P](#) [4221R-1](#) [432703069121](#) [432703069351](#) [ILAS1206ER121V](#)
[4221R-2](#) [4221R-3](#) [4221R-4](#) [432703041941](#) [432703041971](#) [432703069131](#) [EMI0805R-120](#) [EMI0805R-2000](#) [EMI0805R-600](#) [NCB-](#)
[GH0402D121TR060F](#) [NCB-H1812D125TR150F](#) [CZB2AGTTD102P](#) [BMB2A0150AN1](#) [NCB0402P301TR005F](#) [NCB0805A121TR050F](#)
[NCB-H0805A102TR150F](#) [NCB0402P300TR030F](#) [NCB0402P601TR030F](#) [NCB-H0603R121TR300F](#) [NCB-H0805A220TR600F](#)
[432703069091](#) [CX0805MRX7R8BB223](#)