



# FLEX STACK



(0.80 mm) .0315"

AW SERIES

# SMT MICRO BOARD STACKER

## SPECIFICATIONS

For complete specifications and recommended PCB layouts see [www.samtec.com?AW](http://www.samtec.com?AW)

### Insulator Material:

Top: Black LCP  
Bottom: Natural LCP

### Terminal Material:

Phosphor Bronze

### Plating:

Au over 50 μ" (1.27 μm) Ni

### Operating Temp Range:

-55 °C to +125 °C

### RoHS Compliant:

Yes

## PROCESSING

### Lead-Free Solderable:

Yes

### SMT Lead Coplanarity:

(0.10 mm) .004" max (05-40)

(0.15 mm) .006" max (41-90)\*

\*(.004" stencil solution may be available; contact

IPG@samtec.com)

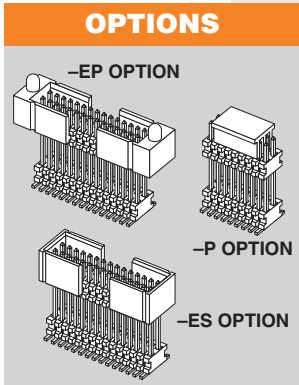
## RECOGNITIONS

For complete scope of recognitions see [www.samtec.com/quality](http://www.samtec.com/quality)



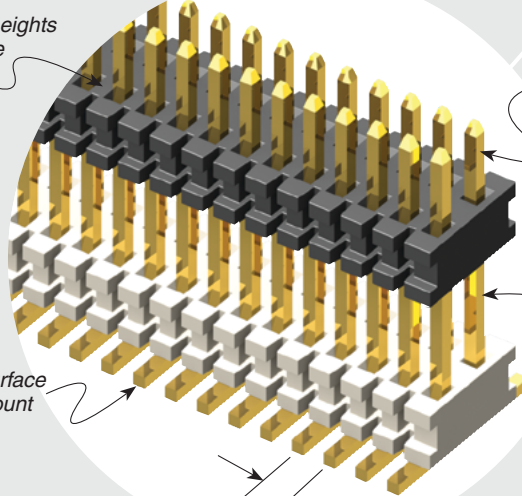
FILE NO. E111594

Mates with:  
CLE



Choice of post heights and board space

Ideal for high-density skyscrapers



Surface Mount

Optional End Shrouds for blind mating

(0.80 mm) .0315" micro pitch

AW	NO. PINS PER ROW	03	PLATING OPTION	D	STACKER HEIGHT	POST HEIGHT	OPTION
	05 thru 90		-G = 10 μ" (0.25 μm) Gold		- "XXX" = Stacker Height (in inches) (3.09 mm) .122" to (5.84 mm) .230"	- "XXX" = Post Height (in inches) (1.91 mm) .075" minimum	-ES = End Shroud (11 pins/row min. (-075 Post Height only))  -EP = End Shroud with Guide Post (11 pins/row min. (-075 Post Height only))  -A = Alignment Pin (4 positions min.) (Available for board stacks between (4.06 mm) .160" to (5.84 mm) .230") (Metal or plastic at Samtec discretion.)  -P = Pick & Place Pad (8 positions min.)  -TR = Tape & Reel (84 positions max.)

### Notes:

For added mechanical stability, Samtec recommends mechanical board spacers be used in applications with gold or selective gold plated connectors. Contact ipg@samtec.com for more information.

Some lengths, styles and options are non-standard, non-returnable.

Due to technical progress, all designs, specifications and components are subject to change without notice.

[WWW.SAMTEC.COM](http://WWW.SAMTEC.COM)

All parts within this catalog are built to Samtec's specifications.

Customer specific requirements must be approved by Samtec and identified in a Samtec customer-specific drawing to apply.

## X-ON Electronics

Largest Supplier of Electrical and Electronic Components

*Click to view similar products for [Board to Board & Mezzanine Connectors](#) category:*

*Click to view products by [Samtec](#) manufacturer:*

Other Similar products are found below :

[10135583-642402LF](#) [89885-310LF](#) [589158040000018](#) [6-1393048-0](#) [68683-613](#) [MDF7-12DP-2.54DSA](#) [MDF7-18P-2.54DSA\(01\)](#) [MDF7-20DP-2.54DSA](#) [MDF7-26D-2.54DSA\(55\)](#) [MDF7-3P-2.54DSA\(01\)](#) [MDF7B-3P-2.54DSA\(55\)](#) [MDF7C-11P-2.54DSA\(55\)](#) [MDF7C-18P-2.54DSA\(55\)](#) [MDF7C-5P-2.54DSA\(01\)](#) [MDF7P-5P-2.54DSA\(55\)](#) [75234-0516](#) [FCN-230C068-11](#) [FCN-268F012-G/BD](#) [FCN-268F036-G/BD](#) [FCN-268M012-G/0D](#) [FCN-268M024-G/1D](#) [FCN-360C008-C](#) [FCN-360C040-C](#) [FCN-723J004/1](#) [MIS-048-01-F-D-DP-K](#) [832-10-034-10-001000](#) [93696-325LF](#) [11828-1FA](#) [AXK630345P](#) [18097-0013](#) [ICA-328STT](#) [2007042-2](#) [304400-2](#) [FCN-214Q030-G/0](#) [FCN-215Q040-G/0](#) [FCN-230C068-ESA](#) [FCN-234P048-G/0](#) [FCN-235D050-G/C](#) [FCN-360A3](#) [FCN-360C040-B](#) [210-93-314-41-105000](#) [2-22603-0](#) [379-064-521-202](#) [MDF7-12P-2.54DSA\(01\)](#) [MDF7-16P-2.54DS\(56\)](#) [MDF7-40DP-2.54DSA\(55\)](#) [MDF7-8P-2.54DSA\(55\)](#) [MDF7B-16P-2.54DSA\(55\)](#) [AXG720047](#) [5031084030](#)