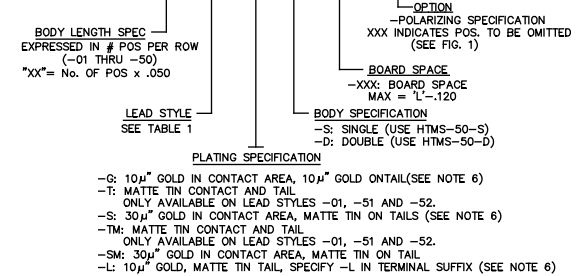


NOTES:

1. MAX ALLOWABLE BOW: .005 INCH/INCH.
2. HEIGHT VARIATION BETWEEN ANY TWO PINS SHALL BE .010 MAX.
3. TERMINAL PUSHOUT FORCE: 2 lbs. MIN.
4. MAX PIN ROTATION IN BODY: 2°.
5. (C) REPRESENTS A CRITICAL DIMENSION.
6. FOR -S, -G & -L PLATING, GOLD WILL BE ON CONTACT AREA.
7. TUBE POSITIONS -07 THRU -50. POSITIONS -01 THRU -06 ARE TO BE LAYER PACKAGED.
8. MAX CUT FLASH: .010
9. FOR -D, USE DWM-50-D WHEN RAN ON BOARD STACKER AUTOMATION, HTMS-50-D FOR ALL OTHER PROCESSES. FOR -S, USE HTMS-50-S.
10. FOR ADDED MECHANICAL STABILITY, SAMTEC RECOMMENDS MECHANICAL BOARD SPACERS BE USED IN APPLICATIONS WITH GOLD OR SELECTIVE GOLD PLATED CONNECTORS. CONTACT IPG@SAMTEC.COM FOR MORE INFORMATION.

DIMENSIONS ARE IN INCHES		TOLERANCES ARE:		TITLE:	DWG NO:
ONE PLACE DECIMALS ± .1	THREE PLACE DECIMALS ± .005	ANGLES ± 2°		BOARD SPACING MICRO STRIPS	DWM-XX-XX-XX-X-XXX-XXX
TWO PLACE DECIMALS ± .01	FOUR PLACE DECIMALS ± .0020				SHEET 1 OF 1

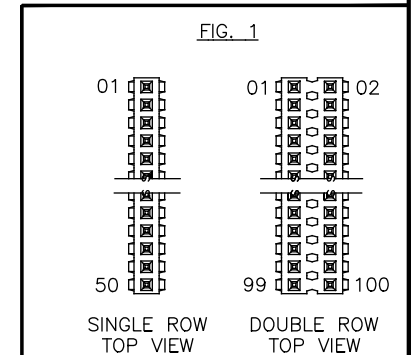
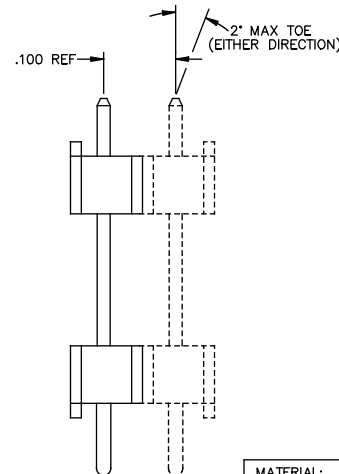
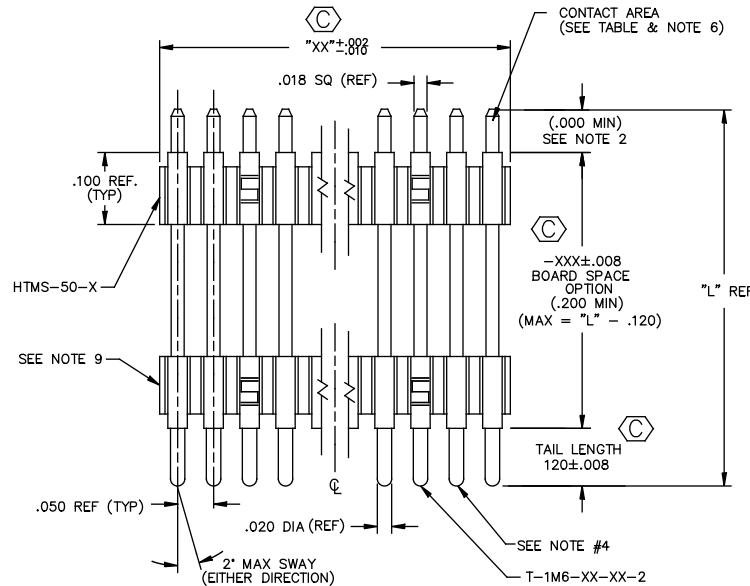
DWM-XX-XX-XX-X-XXX-XXX



SEE NOTE 7

TABLE 1

LEAD STYLE	TERMINAL SPEC.	'L'	CONTACT AREA	L' - .120 [3.05] BOARD SPACE MAX (REF)	PACKAGING (7 POS MIN.)			
					SINGLE ROW		DOUBLE ROW	
-01	T-1M6-18-XX-2	.450 [11.43]	.190 [4.83]	REF .330 [8.38]	PT-1-24-01-24	(2) TP-24	PT-1-24-01-22	(2) TP-03
-51	T-1M6-02-XX-2	.410 [10.41]	.140 [3.56]	REF .290 [7.37]	PT-1-24-01-24	(2) TP-24	PT-1-24-01-22	(2) TP-03
-52	T-1M6-12-XX-2	.425 [10.80]	.165 [4.19]	REF .305 [7.75]	PT-1-24-02-03	(2) TP-24	PT-1-24-02-53	(2) TP-09
-53	T-1M6-04-XX-2	.505 [12.83]	.190 [4.83]	REF .385 [9.78]	PT-1-24-02-03	(2) TP-24	PT-1-24-02-46	(2) TP-03
-54	T-1M6-14-XX-2	.555 [17.10]	.190 [4.83]	REF .435 [11.05]	PT-1-24-02-03	(2) TP-24	PT-1-24-06-29	(2) TP-03
-55	T-1M6-03-XX-2	.610 [15.49]	.190 [4.83]	REF .490 [12.45]	PT-1-24-02-03	(2) TP-24	PT-1-24-04-44	(2) TP-03
-56	T-1M6-13-XX-2	.625 [15.88]	.190 [4.83]	REF .505 [12.83]	PT-1-24-10-03	(2) TP-24	PT-TW002-S-SM	(2) TP-07
-57	T-1M6-19-XX-2	.650 [16.51]	.190 [4.83]	REF .530 [13.46]	PT-1-24-10-03	(2) TP-24	PT-FW004-0X-D-EX	(2) TP-24
-58	T-1M6-05-XX-2	.705 [17.91]	.190 [4.83]	REF .585 [14.86]	PT-1-24-10-03	(2) TP-24	PT-1-24-01-51	(2) TP-13
-59	T-1M6-15-XX-2	.755 [19.18]	.190 [4.83]	REF .635 [16.13]	PT-1-24-10-03	(2) TP-24	PT-FW004-0X-D-EX	(2) TP-24
-60	T-1M6-16-XX-2	.825 [20.96]	.190 [4.83]	REF .705 [17.91]	PT-1-24-10-03	(2) TP-24	PT-1-24-01-71	(2) TP-03
-61	T-1M6-28-XX-2	1.050 [26.67]	.190 [4.83]	REF .930 [23.62]	PT-1-24-02-04	(2) TP-33	PT-1-24-08-03	(2) TP-03



PROPRIETARY NOTE  
THIS DOCUMENT CONTAINS CONFIDENTIAL INFORMATION. IT IS THE PROPERTY OF SAMTEC, INC. AND IS NOT TO BE REPRODUCED, COPIED, OR DISCLOSED IN ANY MANNER WITHOUT THE WRITTEN CONSENT OF SAMTEC, INC.

MATERIAL:  
INSULATOR:  
BLACK LIQUID CRYSTAL POLYMER  
UL 94V-0  
TERMINAL:  
PHOSPHOR BRONZE

DISAPPROPRIATE FOR DISSEM

**samtec**

820 PARK EAST BLVD. NEW ALBANY, INDIANA 47150  
PHONE (812) 944-6733 P.O. BOX 1147  
CODE 55322

MADE BY: GREG REIDINGER 5-9-01  
CHECKED BY: McCARTIN

DIS. APPROVAL  
**DEM**

DWM-XX-XX-XX-X-XXX-XXX  
SHEET 1 OF 1

## X-ON Electronics

Largest Supplier of Electrical and Electronic Components

*Click to view similar products for [Headers & Wire Housings](#) category:*

*Click to view products by [Samtec](#) manufacturer:*

Other Similar products are found below :

[95000-104TRLF](#) [10135584-644402LF](#) [DF62W-EP2022PCA](#) [95000-106TRLF](#) [DF62W-2022SCA](#) [DF62W-EP2022PC](#) [2203348](#) [DF62W-2022SC](#) [1084018](#) [1029039](#) [1084017](#) [802-10-012-10-002000](#) [1112640](#) [1112639](#) [000-34000](#) [0009482033](#) [0009507031](#) [57102-S06-03LF](#) [57202-S52-04LF](#) [PCN6-15S-2.5E](#) [0039019024](#) [58102-G61-06LF](#) [582553-1](#) [0009485154](#) [0009508121](#) [0022285053](#) [0050291907](#) [018731A](#) [LY20-4P-DT1-P1E-BR](#) [02.125.8002.8](#) [60101931](#) [60598-1 \(Cut Strip\)](#) [M1625-3R/100](#) [61062-3](#) [61082-181009](#) [636-1427](#) [638009-1](#) [641938-9](#) [641991-4](#) [644168-1](#) [647662-1](#) [65039-019ELF](#) [65817-002LF](#) [65817-015LF](#) [65863-015LF](#) [66207-023LF](#) [67016-026LF](#) [67046-001LF](#) [67095-007LF](#) [67230-005LF](#)