




**EDGE
RATE
SYSTEM**



ERM8 SERIES

(0.80 mm) .0315"

RUGGED HIGH-SPEED HEADER

SPECIFICATIONS

For complete specifications and recommended PCB layouts see www.samtec.com?ERM8

Insulator Material:

Black LCP

Terminal Material:

Phosphor Bronze

Plating:

Au or Sn over

50 μ" (1.27 μm) Ni

Current Rating:

2.2 A per pin (2 pins powered)

Operating Temp Range:

-55 °C to +125 °C

Voltage Rating:

225 VAC / 318 VDC

RoHS Compliant:

Yes

Board Mates:

ERF8

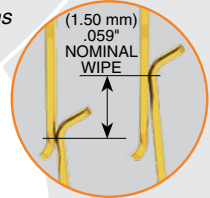
Cable Mates:

ERCD, ERDP



Hot Swap option

Designed for Rugged Micro pitch applications



POWER/SIGNAL APPLICATION



Compatible with UMPT/JUMPS for flexible two-piece power/signal solutions

PROCESSING

Lead-Free Solderable:

Yes

SMT Lead Coplanarity:

(0.10 mm) .004" max (005-030)

(0.12 mm) .005" max (040-060)*

(0.15 mm) .006" max (070-100)*

*(.004" stencil solutions may be available; contact

IPG@samtec.com)

ERM8 LEAD STYLE	MATED HEIGHT*		
	ERF8 LEAD STYLE		
	-05.0	-07.0	-09.0
-02.0	(7.00) .276	(9.00) .354	(11.00) .453
-05.0	(10.00) .394	(12.00) .472	(14.00) .551
-08.0	(13.00) .512	(15.00) .591	(17.00) .669
-09.0	(14.00) .551	(16.00) .629	(18.00) .709

*Processing conditions will affect mated height.

HIGH-SPEED CHANNEL PERFORMANCE

ERM8/ERF8 @ 7 mm Mated Stack Height

Rated based on Samtec reference channel.

For full SI performance data visit Samtec.com or contact SIG@samtec.com

PAM4

56
Gbps

ERM8	POSITIONS PER ROW	LEAD STYLE	PLATING OPTION	DV	OTHER OPTION	TR
------	-------------------	------------	----------------	----	--------------	----

-005, -010, -011, -013, -020, -025, -030, -035, -040, -049, -050, -060, -070, -075, -100
(Available with -09.0 lead style only) (Not available with -L & -EGP option)

Specify LEAD STYLE from chart

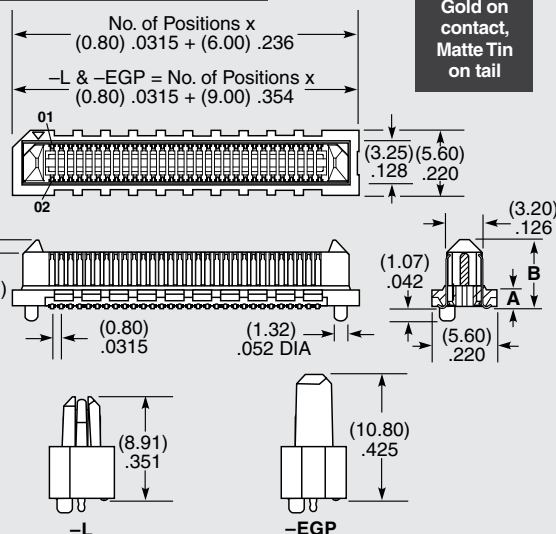
-L = 10 μ" (0.25 μm) Gold on contact, Matte Tin on tail
-S = 30 μ" (0.76 μm) Gold on contact, Matte Tin on tail

-DS = Differential Pair (-05.0 lead style only) (-010, -013, -025, -049 Positions only)
-L = Latching (-05.0 & -09.0 lead styles only) (Not available with -EGP option)
-EGP = Extended Guide Post (-05.0 lead style only) (Not available with -L option)
-DSP = Differential Pair with Extended Guide Post (-05.0 lead styles only) (-013 & -025 Positions only)

-TR = Tape & Reel Packaging (Not available with 100 positions)

APPLICATIONS

STANDARD	POS.	PART NOS.	SERIES
NEXUS5001™ org POWER.org™	11	ASP-137968-01	ERM8-DV
	17	ASP-137972-01	ERM8-DV
ARM/HSSTP	20	ASP-130365-01	ERM8-DV
NEXUS5001™ org POWER.org™	23	ASP-130366-01	ERM8-DV
	35	ASP-135020-01	ERM8-DV



LEAD STYLE	A	B
-02.0	(1.61) .063	(5.97) .235
-05.0	(4.61) .181	(8.91) .351
-08.0	(7.61) .300	(11.91) .469
-09.0	(8.61) .339	(12.91) .508

Notes:
Patented

Some lengths, styles and options are non-standard, non-returnable.

Due to technical progress, all designs, specifications and components are subject to change without notice.

WWW.SAMTEC.COM

All parts within this catalog are built to Samtec's specifications. Customer specific requirements must be approved by Samtec and identified in a Samtec customer-specific drawing to apply.

X-ON Electronics

Largest Supplier of Electrical and Electronic Components

Click to view similar products for [Samtec manufacturer](#):

Other Similar products are found below :

[ESQT-135-03-F-D-380](#) [QTE-060-01-L-D-A](#) [MSAS-179-ZUGG-18](#) [MTSW-103-07-F-S-240](#) [BCS-116-L-S-TE](#) [ERF8-020-05.0-S-DV-K-TR](#)
[ERF8-060-05.0-L-DV-K-TR](#) [IDMD-10-T-12.00-A-G-R](#) [SFML-115-01-S-D](#) [SFML-125-01-S-D](#) [LSHM-120-02.5-L-DV-A-N-K-TR](#) [ESQ-110-14-G-D](#) [ESQT-125-03-F-D-310](#) [SO-0515-01-01-02](#) [FJH-50-D-12.00-4](#) [CES-150-01-T-D](#) [QTE-040-04-L-D-A](#) [QTH-020-04-F-D-DP-A-K-TR](#)
[QTH-060-01-F-D-A](#) [QTH-090-04-L-D-A](#) [TCSD-10-S-05.00-01-F-N](#) [TCSD-15-D-02.00-01-N](#) [TFM-115-02-L-DH](#) [TFM-120-12-S-D-LC](#)
[TFML-140-02-S-D](#) [TLW-107-05-G-D](#) [BDL-136-T-E](#) [TSS-132-01-G-S](#) [TST-113-04-S-D-RA](#) [TSW-105-14-F-D](#) [MMS-110-01-H-DH](#) [HPF-03-02-T-S](#) [DW-25-11-L-D-450](#) [ERF8-020-01-L-D-RA-L-TR](#) [ERF8-040-05.0-L-DV-TR](#) [SL-120-T-10](#) [SLM-115-01-S-D](#) [CLP-132-02-G-D](#)
[TFC-125-02-F-D-A-K](#) [TSW-202-07-T-S](#) [ISDF-25-D-M](#) [IPT1-105-01-S-D-RA](#) [IPL1-125-01-S-D-RA](#) [ICO-422-L-GT](#) [HTSW-116-15-L-S-LL](#)
[HTSW-103-08-L-S-RA](#) [ESQ-116-33-T-T](#) [ERM8-020-02.0-S-DV-TR](#) [TCSD-10-D-06.00-01-N](#) [TCSD-20-D-12.00-01-N](#)