


# LOW-PROFILE AND ELEVATED ONE-PIECE



(1.00 mm) .0394" PITCH • FSI SERIES

## SPECIFICATIONS

**Insulator Material:**  
Liquid Crystal Polymer  
**Contact Material:**  
BeCu  
**Current Rating:**  
2.8 A per pin  
(2 pins powered)  
**Operating Temp Range:**  
-55 °C to +125 °C  
**Plating:**  
Au over 50 μm (1.27 μm) Ni

## PROCESSING

**Lead-Free Solderable:**  
Yes  
**SMT Lead Coplanarity:**  
(0.10 mm) .004" max (05-30)  
(0.15 mm) .006" max (50)\*  
\*(.004" stencil solution may be available; contact IPG@samtec.com)  
**Compression Board:**  
Gold Pads required

## OTHER SOLUTIONS

### Low Profile

See [www.samtec.com?SEI](http://www.samtec.com?SEI)

.050"  
(1.27 mm)  
Pitch

See [www.samtec.com?SIBF](http://www.samtec.com?SIBF)

## ALSO AVAILABLE

MOQ Required

No alignment pin  
Top side alignment pin  
Bottom side alignment pin  
Other platings

**Notes:**  
Applications requiring 40-50 positions without threaded inserts, please contact Samtec Interconnect Processing Group.

Some lengths, styles and options are non-standard, non-returnable.

FSI	1	PINS PER ROW	BODY HEIGHT	PLATING OPTION	ROW OPTION	INSERT OPTION	ALIGNMENT OPTION	OTHER OPTION
-----	---	--------------	-------------	----------------	------------	---------------	------------------	--------------

10, 20,  
30, 50  
(Insert/Screw  
Option)

-03  
= 3 mm

-06  
= 6 mm

-10  
= 10 mm

-G  
= 10 μm  
(0.25 μm)  
Gold  
(-03 only)

-L  
= 10 μm  
(0.25 μm)  
Gold on  
contact,  
Matte Tin  
on tail  
(Not  
available  
with  
-03 body  
height)

-S  
= Single  
Row  
(Available  
with 5, 10  
& 20 pins  
with -AD  
alignment  
pin)

-D  
= Double  
Row

Leave blank  
for Short  
Version  
(No screw  
down  
inserts or  
holes)

-E  
= #2-56 x  
1/16" screw  
thread

-M  
= 2.00 mm  
x 0.40 mm  
screw thread

Leave blank  
for no  
Alignment Pin

-AD  
= Alignment Pin  
Top & Bottom

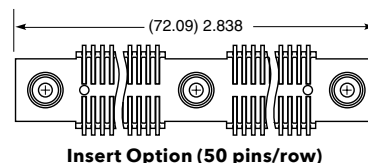
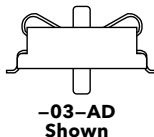
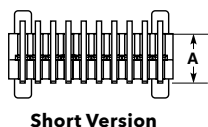

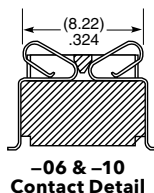
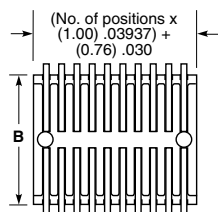
-WT  
= Weld Tab  
(Available  
with -S row  
option & -06  
& -10 body  
height only)

-K  
= Polyimide  
Film Pick &  
Place Pad  
(50 position  
with threaded  
insert option  
only)

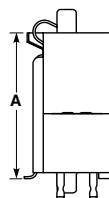
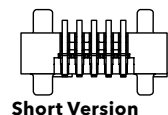
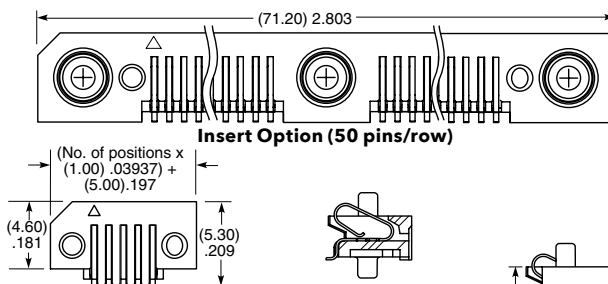
-P  
= Plastic Pick  
& Place Pad  
(5.08 mm)  
.200" x  
(12.45 mm)  
.490"  
(50 not  
available  
with -E)  
(Not available  
with -S  
row option  
or -03 body  
height)

-TR  
= Tape &  
Reel

-FR  
= Full Reel  
Tape & Reel  
(must order  
max. quantity  
per reel;  
contact  
Samtec for  
quantity  
breaks)

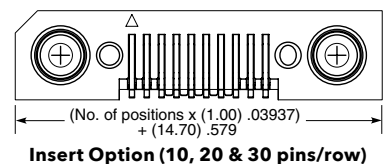


Double Row Version -03, -06, -10



Single Row Version -03, -06, -10

BODY HEIGHT	A	B
-03	(3.00) .118	(8.76) .345
-06	(6.00) .236	(9.02) .355
-10	(10.00) .394	(9.02) .355



## X-ON Electronics

Largest Supplier of Electrical and Electronic Components

*Click to view similar products for [Board to Board & Mezzanine Connectors](#) category:*

*Click to view products by [Samtec](#) manufacturer:*

Other Similar products are found below :

[589158040000018](#) [FCN-230C068-11](#) [FCN-268F012-G/BD](#) [FCN-268F036-G/BD](#) [FCN-268M012-G/0D](#) [FCN-268M024-G/1D](#) [FCN-723J004/1](#) [MIS-048-01-F-D-DP-K](#) [832-10-034-10-001000](#) [FX4C-80S-1.27DSA](#) [FCN-214Q030-G/0](#) [FCN-234P048-G/0](#) [FCN-235D050-G/C](#) [210-93-314-41-105000](#) [2-22603-0](#) [MDF7-40DP-2.54DSA\(55\)](#) [AXG720047](#) [5031084030](#) [MIT-114-03-F-D-K](#) [55323-1519](#) [DF33-2P-3.3DSA\(24\)](#) [YFT-20-05-H-03-SB-K](#) [503308-3040](#) [026-6203-PDB](#) [027-6203-PDB](#) [069159702701000](#) [10123981-102LF](#) [101A10019X](#) [55650-0588-C](#) [68684-306](#) [75140-7012](#) [589159005003045](#) [194261-1](#) [FCN-268F024-G0D](#) [10124054-515LF](#) [68685-603](#) [8-1616154-3](#) [MIS-019-01-F-D](#) [589159005002045](#) [541371078](#) [IL-WX-10PB-HF-B-E1000E](#) [FCN-268M024-G/3D](#) [20021832-06016C1LF](#) [KX15-20KLDL-E1000E](#) [MDF7-16DP-2.54DSA\(55\)](#) [AXE810124](#) [FCN-214J100-G/0](#) [FCN-230C068-E/S](#) [AXE812124](#) [AXE816124](#)