






(1,00 mm) .0394"



# SMT MICRO TERMINAL STRIPS

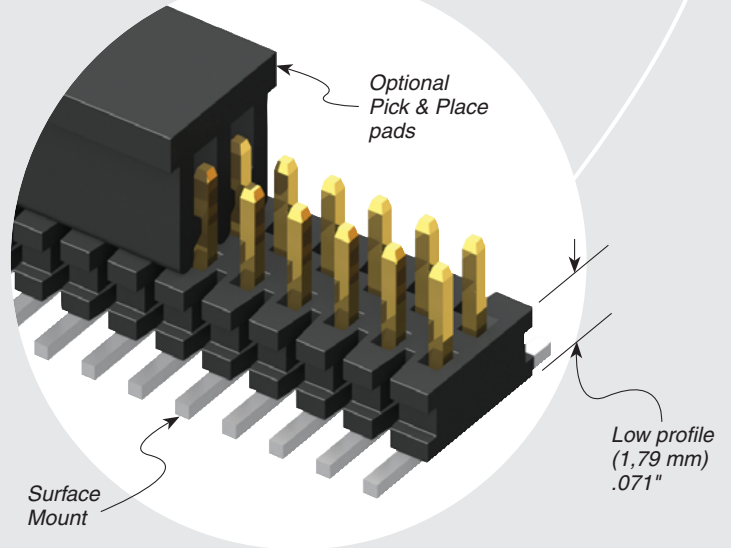
## SPECIFICATIONS

For complete specifications and recommended PCB layouts see [www.samtec.com?FTMH](http://www.samtec.com?FTMH) or [www.samtec.com?FTM](http://www.samtec.com?FTM)

**Insulator Material:** Black Liquid Crystal Polymer  
**Terminal Material:** Phosphor Bronze  
**Current Rating (FTMH/CLM):** 2.8 A per pin (1 pin powered per row)  
**Operating Temp Range:** -55°C to +125°C  
**Plating:** Sn or Au over 50µ" (1.27 µm) Ni  
**RoHS Compliant:** Yes

**Processing:**  
**Lead-Free Solderable:** Yes  
**-DV Lead Coplanarity:** (0,10 mm) .004" max  
**-DH Lead Coplanarity:** (0,10 mm) .004" max (05-25) (0,15 mm) .006" max (26-50)

Mates with: CLM, MLE



## RECOGNITIONS

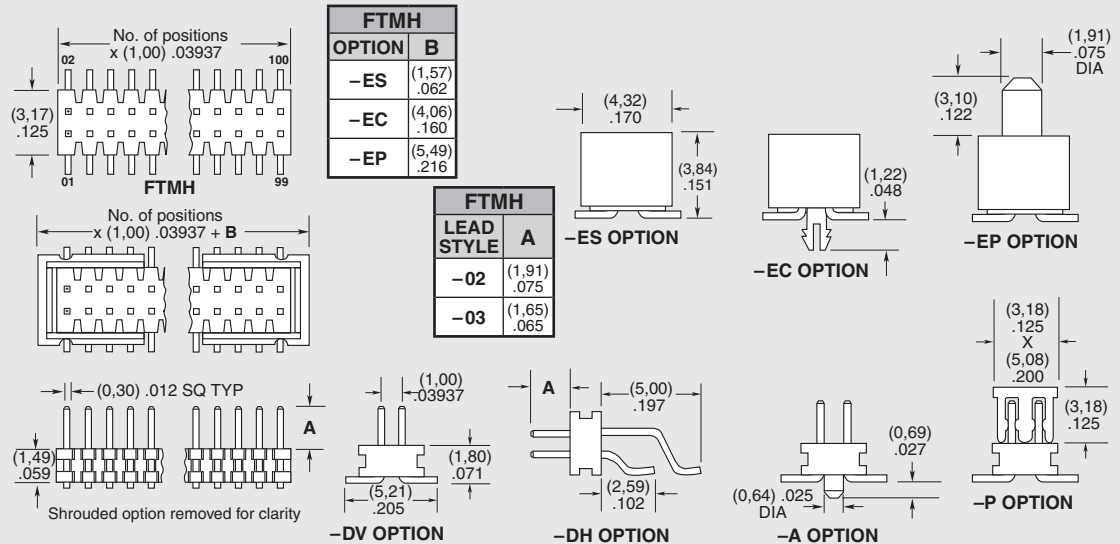
For complete scope of recognitions see [www.samtec.com/quality](http://www.samtec.com/quality)



## ALSO AVAILABLE (MOQ Required)


- End shrouds with board locks
  - Molded end shrouds for 05 through 08 positions
  - Other platings
- Contact Samtec.

<b>TYPE STRIP</b>	<b>1</b>	<b>NO. PINS PER ROW</b>	<b>LEAD STYLE</b>	<b>PLATING OPTION</b>
<b>FTMH</b> = SMT Micro		<b>FTMH</b> = 05 thru 50	<b>-02</b> = (1,91 mm) .075" Post (Mates with MLE)	<b>-F</b> = Gold flash on post, Matte Tin on tail
<b>FTM</b> = Micro Low Profile		<b>FTM</b> = 02 thru 50 (unshrouded) = 05 thru 46 (shrouded)	<b>-03</b> = (1,65 mm) .065" Post (Mates with CLM)	<b>-L</b> = 10µ" (0,25 µm) Gold on post, Matte Tin on tail




**Note:** Some lengths, styles and options are non-standard, non-returnable.


FTMH-122-02-F-DV-EC




FTMH-120-02-L-DV




FTMH-135-02-F-DH



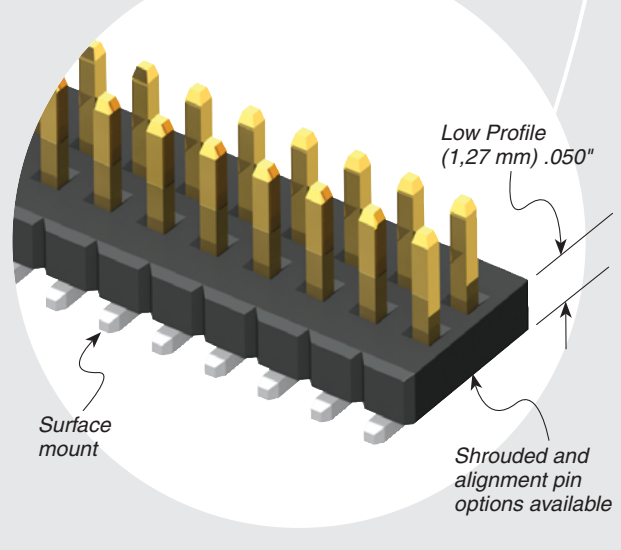

FTMH-125-02-L-DV



FTMH-128-03-L-DV-EP

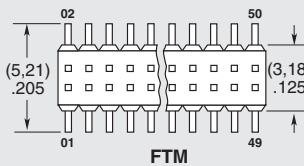


**FTMH, FTM SERIES**



**ROW OPTION**

- DV = Dual Vertical
- DH = Dual Horizontal (FTMH only)



**FLEX SHROUD OPTIONS**

- (FTMH-DV only with 9 pins/row minimum)
- ES = End Shroud
- EC = End Shroud with Locking Clip (Manual placement required)
- EP = End Shroud with Guide Post (Use only when mating with CLM)

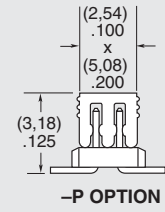
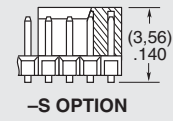
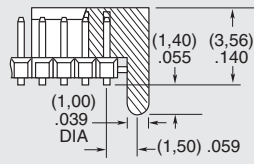
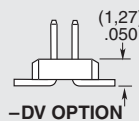
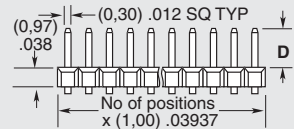
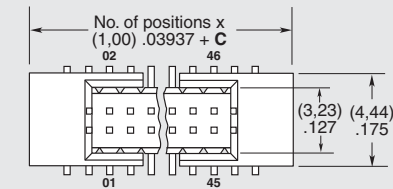
- (FTM only)
- S = End Shroud (05 positions minimum). Molded or press fit shroud at Samtec's discretion (See assembly print at [www.samtec.com?FTM](http://www.samtec.com?FTM) for dimensions)
- SA = End Shroud with Alignment Pins (05 through 46 positions)

**OTHER OPTIONS**

- A = Alignment Pin (3 positions minimum) Metal or plastic at Samtec discretion (FTMH-DV only)
- K = (2,50 mm) .098" DIA Polyimide Film Pick & Place Pad (FTMH-DH only)
- P = Plastic Pick & Place Pad (-DV only) (6 positions minimum FTMH) (7 positions minimum FTM)
- TR = Tape & Reel

FTM	
OPTION	C
-S	(7,00) .276
-SA	(4,00) .157

FTM	
LEAD STYLE	D
-02	(1,91) .075
-03	(1,65) .065



Shrouded options removed for clarity

## X-ON Electronics

Largest Supplier of Electrical and Electronic Components

*Click to view similar products for [FFC & FPC Connectors](#) category:*

*Click to view products by [Samtec](#) manufacturer:*

Other Similar products are found below :

[HFW11R-1STE1H1LF](#) [FH29B-100S-0.2SHW\(99\)](#) [FA5S008HP1](#) [FH29B-120S-0.2SHW\(99\)](#) [FH29B-80S-0.2SHW\(99\)](#) [FHS-16](#) [FPH-2022G](#)  
[52610-1075](#) [52610-1275](#) [52610-1934](#) [XF3M\(1\)-1415-1B-R100](#) [501864-3091-TR225](#) [0525594033](#) [086210010340800](#) [086222026001800](#)  
[52271-2869-CUT-TAPE](#) [62674-201121DLF](#) [62684-36210E9ALF](#) [52610-1675](#) [52746-1671-TR250](#) [10051922-2810EHLF](#) [6-520415-9](#)  
[BD021-09A-A1-0350-0200-0550-LD](#) [SFV6R-1STE9HLF](#) [XF3M-2915-1B-R100](#) [1658549-1](#) [62674-221121ALF](#) [46214008010800](#)  
[046298003000883](#) [151660622](#) [842-816-2630-035](#) [AYF530665TA](#) [AYF351525](#) [046296011930846+](#) [AYF352325A](#) [046254020000800+](#)  
[FH19C-13S-0.5SH\(99\)](#) [FH39J-51S-0.3SHW\(99\)](#) [AYF355125A](#) [AYF530365TA](#) [FH29B-44S-0.2SHW\(99\)](#) [SFW5R-2STAE9LF](#) [AYF351125A](#)  
[AYF350725A](#) [62684-502100AHLF](#) [FH39-61S-0.3SHW\(99\)](#) [AYF414035A](#) [10064555-172520HLF](#) [AYF212335A](#) [504754-2500](#)