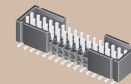



FTMH-125-02-L-DV



FTMH-116-02-F-DV-ES

Surface
SMT
Mount

1mm MICRO HEADERS FTMH SERIES

SPECIFICATIONS

For complete specifications and recommended PCB layouts see www.samtec.com?FTMH

Insulator Material:

Black Liquid Crystal Polymer



Terminal Material:

Phosphor Bronze

Current Rating:

1.5A @ 80°C ambient

Operating Temp Range:

-55°C to +125°C

Plating: Sn or Au over 50µ" (1.27µm) Ni

RoHS Compliant:

Yes

Processing:

Max Processing Temp:

230°C for 60 seconds, or 260°C for 20 seconds 3x

Lead-Free Solderable:

Yes

-DV Lead Coplanarity:

(0,10mm) .004" max

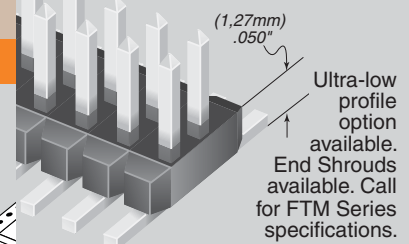
-DH Lead Coplanarity:

(0,10mm) .004" max (05-25)

(0,15mm) .006" max (26-50)

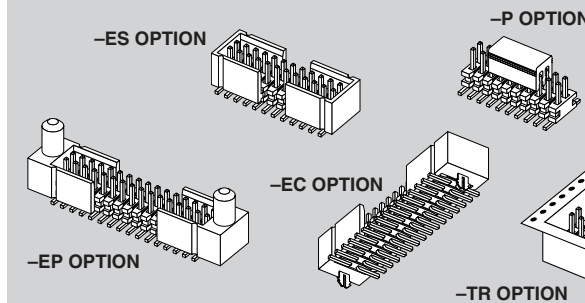
Mates with:
CLM, MLE

ALSO AVAILABLE



Ultra-low profile option available. End Shrouds available. Call for FTMH Series specifications.

OPTIONS



APPLICATION SPECIFIC OPTION

End shrouds with board locks available. Molded end shrouds available for 05 through 08 positions. Call Samtec.

FTMH

1

NO. PINS PER ROW

LEAD STYLE

PLATING OPTION

05 thru 50

-02

= (1,91) .075" Post (Mates with MLE)

-03

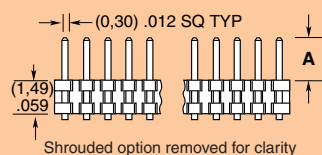
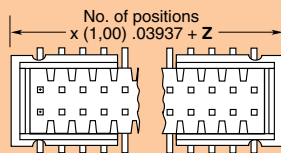
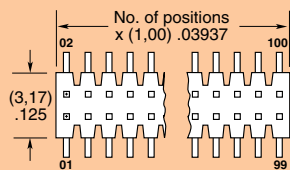
= (1,65) .065" Post (Mates with CLM)

-L

= 10µ" (0,25µm) Gold on post, Matte Tin on tail

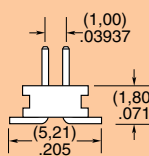
-F

= Gold flash on post, Matte Tin on tail

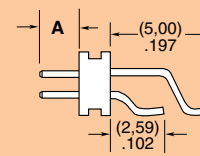


LEAD STYLE	A
-02	(1,91) .075
-03	(1,65) .065

OPTION	Z
-ES	(1,57) .062
-EC	(4,06) .160
-EP	(5,49) .216



-DV OPTION



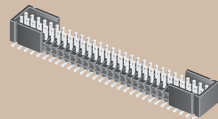
-DH OPTION

Note: Some lengths, styles and options are non-standard, non-returnable.

Due to technical progress, all designs, specifications and components are subject to change without notice.


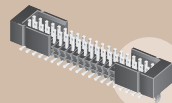
WWW.SAMTEC.COM

FTMH-110-02-L-DV-P

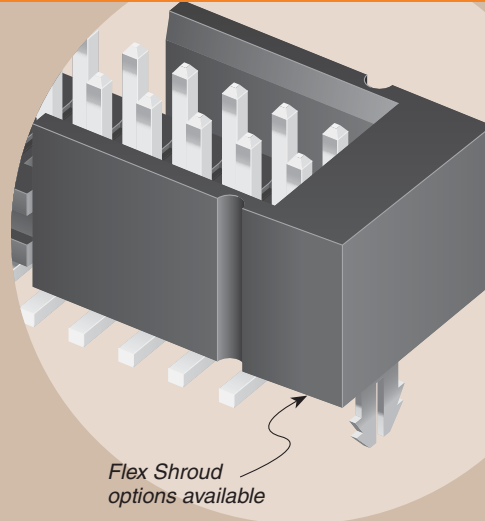
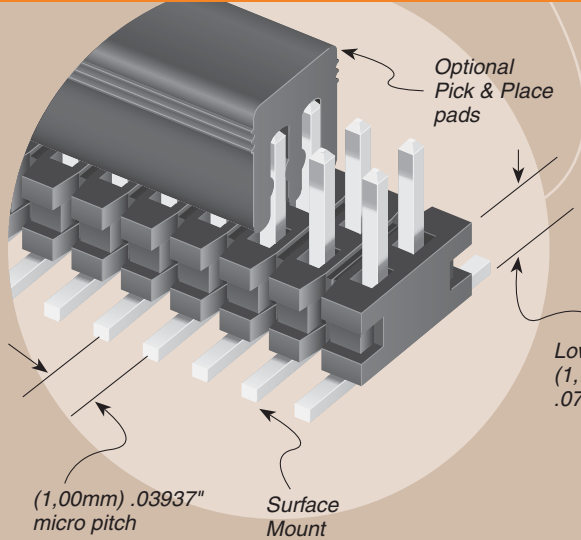


FTMH-130-02-L-DV-ES

FTMH-120-02-F-DV-EC



FTMH-128-02-L-DV-EP



ROW OPTION

-DV
= Dual Vertical

-DH
= Dual Horizontal

FLEX SHROUD OPTIONS
(-DV only) 9 pins/row minimum

-ES
= End Shroud

-EC
= End Shroud with Locking Clip

-EP
= End Shroud with Guide Post
(Use only when mating with CLM)

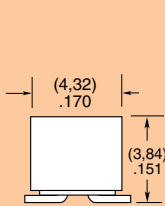
OTHER OPTIONS

-A
= Alignment Pin
(3 positions minimum)
Metal or plastic at Samtec discretion
(-DV only)

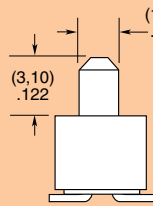
-K
= (2,50mm) .098" DIA Polyimide
Film Pick & Place Pad
(-DH only)

-P
= Plastic Pick & Place Pad
(-DV only)
(7 positions minimum)

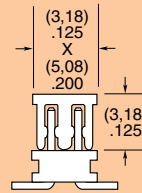
-TR
= Tape & Reel



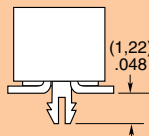
-ES OPTION



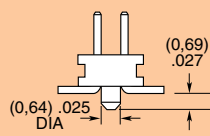
-EP OPTION



-P OPTION



-EC OPTION



-A OPTION

Due to technical progress, all designs, specifications and components are subject to change without notice.

WWW.SAMTEC.COM

SAMTEC USA • Tel: 1-800-SAMTEC-9 or 812-944-6733 • Fax: 812-948-5047
 SAMTEC GERMANY • Tel: +49 (0) 89 / 89460-0 • Fax: +49 (0) 89 / 89460-299
 SAMTEC ASIA PACIFIC • Tel: 65 6745-5955 • Fax: 65 6841-1502
 SAMTEC HONG KONG • Tel: 852-26904858 • Fax: 852-26904842
 SAMTEC SILICON VALLEY • Tel: 408-395-5900 • Fax: 408-395-1520
 SAMTEC FRANCE • Tel: 01 60 95 06 60 • Fax: 01 60 95 06 61
 SAMTEC JAPAN • Tel: 045-475-1385 • Fax: 045-475-1340
 SAMTEC KOREA • Tel: 82-31-717-5685 • Fax: 82-31-717-5681
 SAMTEC UK • Tel: 01236 739292 • Fax: 01236 727113
 SAMTEC ITALY • Tel: 39 039 6890337 • Fax: 39 039 6890315
 SAMTEC NORDIC/BALTIC • Tel: +46-84477280 • Fax: +46-87420413
 SAMTEC ISRAEL • Tel: 972-3-7526600 • Fax: 972-3-7526690
 SAMTEC CHINA • Tel: 86-21-61103766 • Fax: 86-21-61103766
 SAMTEC SOUTH AFRICA • Tel: 27 11 454 4317 • Fax: 27 86 6714432
 SAMTEC INDIA • Tel: +91-80-3272 1612 • Fax: +91-80-4152 8187
 SAMTEC TAIWAN • Tel: 886-2-2735-6109 • Fax: 886-2-2735-5036
 SAMTEC ANZ • Tel: 613 9512 7747 • Fax: 613 9512 7745

X-ON Electronics

Largest Supplier of Electrical and Electronic Components

Click to view similar products for [FFC & FPC Connectors](#) category:

Click to view products by [Samtec](#) manufacturer:

Other Similar products are found below :

[HFW11R-1STE1H1LF](#) [FH29B-100S-0.2SHW\(99\)](#) [FA5S008HP1](#) [FH29B-120S-0.2SHW\(99\)](#) [FH29B-80S-0.2SHW\(99\)](#) [FHS-16](#) [FPH-2022G](#)
[52610-1075](#) [52610-1275](#) [52610-1934](#) [XF3M\(1\)-1415-1B-R100](#) [501864-3091-TR225](#) [0525594033](#) [086210010340800](#) [086222026001800](#)
[52271-2869-CUT-TAPE](#) [62674-201121DLF](#) [62684-36210E9ALF](#) [52610-1675](#) [52746-1671-TR250](#) [10051922-2810EHLF](#) [6-520415-9](#)
[BD021-09A-A1-0350-0200-0550-LD](#) [SFV6R-1STE9HLF](#) [XF3M-2915-1B-R100](#) [1658549-1](#) [62674-221121ALF](#) [46214008010800](#)
[046298003000883](#) [151660622](#) [842-816-2630-035](#) [AYF530665TA](#) [AYF351525](#) [046296011930846+](#) [AYF352325A](#) [046254020000800+](#)
[FH19C-13S-0.5SH\(99\)](#) [FH39J-51S-0.3SHW\(99\)](#) [AYF355125A](#) [AYF530365TA](#) [FH29B-44S-0.2SHW\(99\)](#) [SFW5R-2STAE9LF](#) [AYF351125A](#)
[AYF350725A](#) [62684-502100AHLF](#) [FH39-61S-0.3SHW\(99\)](#) [AYF414035A](#) [10064555-172520HLF](#) [AYF212335A](#) [504754-2500](#)