

HCMD-10-S-03.00-01-G

(2,54 mm) .100"

IDC SOCKET & TERMINAL CABLE

Mates with:

TSW, MTSW, TST, EW, BST, ZST, MTLW, TSM, EJH-02 (HCSD only)

SPECIFICATIONS

For complete specifications and recommended PCB layouts see www.samtec.com?HCSD or www.samtec.com?HCSS

HCSD, HCSS

Insulator Material: Black Liquid Crystal Polymer
Flammability Rating: UL 94V-0

Insulation Resistance: 5000 MΩ

Temperature Range: -20°C to +105°C (Rainbow Cable)
 -40°C to +105°C (Gray Cable)

Withstanding Voltage: 1000 VRMS @ 60 Hz

Contact: Phosphor Bronze
Plating: 10µ" (0,25 µm) Au on contact area, 150µ" (3,81 µm) Sn on balance over 50µ" (1,27 µm) Ni.

Contact Resistance: 10 mΩ

Lead Size Range: .024" (0,61 mm) SQ to .026" (0,66 mm) SQ

Lead Insertion Depth: .185" (4,70 mm) to .250" (6,35 mm)

Insertion Force: 6 oz (1,67 N) average with .025" (0,64 mm) SQ probe

Withdrawal Force: 3 oz (0,83 N) average with .025" (0,64 mm) SQ probe

Wire: 28 AWG 7/36 stranded Tinned Copper
RoHS Compliant: Yes

SPECIFICATIONS

For complete specifications and recommended PCB layouts see www.samtec.com?HCMD or www.samtec.com?HCMS

HCMD, HCMS

Insulator Material: Black Liquid Crystal Polymer
Flammability Rating: UL 94V-0

Insulation Resistance: 5000 MΩ

Temperature Range: -55°C to +80°C

Withstanding Voltage: 1000 VRMS @ 60 Hz

Terminal: Phosphor Bronze
Plating: Sn over 50µ" (1,27 µm) Ni

Wire: 28 AWG 7/36 stranded Tinned Copper
RoHS Compliant: Yes

Note: IDC assemblies are non-standard, non-returnable.

TYPE STRIP	ROW OPTION	NO. PINS PER ROW	END ASSEMBLY	ASSEMBLED LENGTH
	<p>S = Single</p> <p>D = Double (Color coded cable N/A for 31 thru 36 pins/row. See -G option.)</p>	<p>-05, -08, -10, -12, -13, -15, -17, -20, -25, -36</p>		<p>-“XX.XX” = Assembled Length</p> <p>Assembled Length in INCHES (±1/8") 2 inches minimum</p>

HCM = Male Strip

LEAD STYLE	A
-01	(3,05) .120
-02	(5,84) .230

HCS = Socket Strip

-S = Single End

Socket or Male Plug on one end


-D = Double End

Socket or Male Plug on each end


-T = Transfer End

Male Plug on one end with socket on other.
Begin part number with HCM.

HCSS-15-S-03.00-01-G



HCSD-10-S-03.00-01-T-G



HCMD, HCMS, HCSD, HCSS SERIES

LEAD STYLE

-01
= HCSS/HCSD or
(3,05 mm) .120" tail for
HCMS/HCMD

-02
= (5,84 mm) .230" tail
HCMS/HCMD only

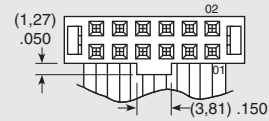
PLATING OPTION

-S
= 10µ" (0,25 µm) Gold on contact area or tail,
Tin on balance
(Standard on HCSS & HCSD. Leave blank)

-T
= Tin
(Standard on HCMS & HCMD. Leave blank)

NOTCH POLARIZATION

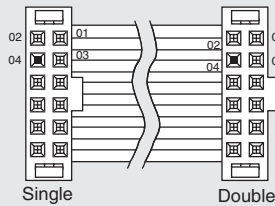
-N = Notch Polarization



Required for HCSS and HCSD.
(Not available on HCMS or HCMD,
unless Transfer, then only the
socket is polarized.)

OTHER OPTIONS

-P "XX"
= Position Polarization

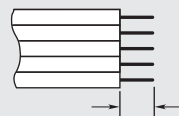


Specify "XX" as position. For Double
the same position will be polarized
on both ends. (Not available on
HCM, unless Transfer, then only the
socket is polarized)

1

-ST "X"
= Stripped & Tinned

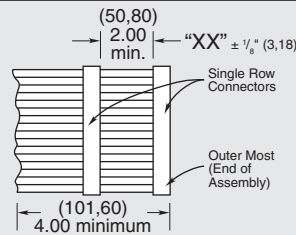
Specify Suffix from table. All
dimensions are ± 1/16" (1,59 mm). Not
available in 28 positions and higher.



-ST8	1/8" (3,18)
-ST4	1/4" (6,35)
-ST2	1/2" (12,70)
-ST3	3/8" (9,53)

3

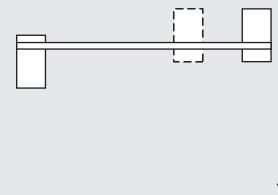
-S "XX"
= Daisy Chain Single



When mating double row connector
with two single row connectors, the
outer most single will be connected
to Conductor #1 and the inside single
to Conductor #2.

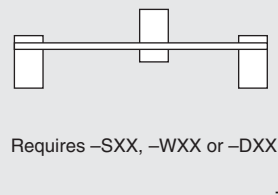
6

-R
= Reversed



7

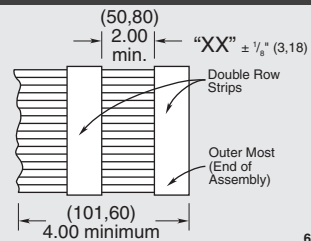
-M
= Middle Reversed



Requires -SXX, -WXX or -DXX

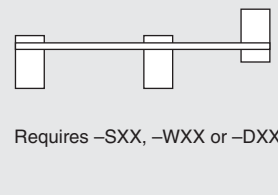
7

-D "XX"
= Daisy Chain, Double



6

-O
= Outside Reversed



Requires -SXX, -WXX or -DXX

7

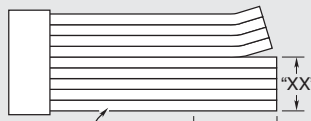
-G
= Gray Cable

Standard cable is color coded. Specify
-G for Gray cable with one red edge.

2

-B "XX"
= Breakout

Specify "XX" as number of
conductors to be broken out.



Breakout starts with Number 1
lead indicated by brown wire or
red stripe. Shown on top side.

4

-RW
= Reversed Wiring

#1 wire opposite position #1

5

-W "XX"
= Wiring Reversed
Daisy Chain, Single

Same as -S "XX" except outer strip
connected to conductor #2 and inside
strip connected to conductor #1.

6

X-ON Electronics

Largest Supplier of Electrical and Electronic Components

Click to view similar products for [FFC & FPC Connectors](#) category:

Click to view products by [Samtec](#) manufacturer:

Other Similar products are found below :

[HFW11R-1STE1H1LF](#) [FH29B-100S-0.2SHW\(99\)](#) [FA5S008HP1](#) [FH29B-120S-0.2SHW\(99\)](#) [FH29B-80S-0.2SHW\(99\)](#) [FHS-16](#) [FPH-2022G](#)
[52610-1075](#) [52610-1275](#) [52610-1934](#) [XF3M\(1\)-1415-1B-R100](#) [501864-3091-TR225](#) [0525594033](#) [086210010340800](#) [086222026001800](#)
[52271-2869-CUT-TAPE](#) [62674-201121DLF](#) [62684-36210E9ALF](#) [52610-1675](#) [52746-1671-TR250](#) [10051922-2810EHLF](#) [6-520415-9](#)
[BD021-09A-A1-0350-0200-0550-LD](#) [SFV6R-1STE9HLF](#) [XF3M-2915-1B-R100](#) [1658549-1](#) [62674-221121ALF](#) [46214008010800](#)
[046298003000883](#) [151660622](#) [842-816-2630-035](#) [AYF530665TA](#) [AYF351525](#) [046296011930846+](#) [AYF352325A](#) [046254020000800+](#)
[FH19C-13S-0.5SH\(99\)](#) [FH39J-51S-0.3SHW\(99\)](#) [AYF355125A](#) [AYF530365TA](#) [FH29B-44S-0.2SHW\(99\)](#) [SFW5R-2STAE9LF](#) [AYF351125A](#)
[AYF350725A](#) [62684-502100AHLF](#) [FH39-61S-0.3SHW\(99\)](#) [AYF414035A](#) [10064555-172520HLF](#) [AYF212335A](#) [504754-2500](#)