

# HIGH-SPEED EDGE CARD SYSTEMS

0.60 mm, 0.80 mm and 1.00 mm PITCH



## FEATURES & BENEFITS

- 56 Gbps PAM4 performance
- PCI Express® 3.0, 4.0 and 5.0
- Edge Rate® contacts optimized for signal integrity performance and cycle life
- Up to 200 positions available
- Vertical, right-angle, edge mount, pass-through orientations
- Power/signal combo, press-fit tails, rugged weld tabs, locks and latches
- Mating cable assemblies available



Rugged tucked beam technology (HTEC8)



Differential pair for increased speed (HSEC8-DP)



Custom designs allow for misalignment in the X-Y axes (HSEC1)

## KEY SPECIFICATIONS

| SERIES | PITCH   | TOTAL POSITIONS | INSULATOR MATERIAL | CONTACT MATERIAL | OPERATING TEMP RANGE | CURRENT RATING  | VOLTAGE RATING | LEAD-FREE SOLDERABLE |
|--------|---------|-----------------|--------------------|------------------|----------------------|-----------------|----------------|----------------------|
| HSEC6  | 0.60 mm | 56-168          | Black LCP          | Copper Alloy     | -55 °C to +125 °C    | 0.8 A (12 pins) | 300 VAC        | Yes                  |
| HTEC8  | 0.80 mm | 40-200          | Black LCP          | Copper Alloy     | -55 °C to +125 °C    | 3.0 A (2 pins)  | 215 VAC        | Yes                  |
| HSEC8  | 0.80 mm | 18-200          | Black LCP          | BeCu             | -55 °C to +125 °C    | 2.8 A (2 pins)  | 240 VAC        | Yes                  |
| HSEC1  | 1.00 mm | 20-140          | Black LCP          | Phosphor Bronze  | -55 °C to +125 °C    | 2.2 A (2 pins)  | 215 VAC        | Yes                  |

**(0.80 mm) .0315" PITCH • RIGHT-ANGLE & EDGE MOUNT SOCKET**

|              |          |                          |                       |                       |           |                      |             |
|--------------|----------|--------------------------|-----------------------|-----------------------|-----------|----------------------|-------------|
| <b>HSEC8</b> | <b>1</b> | <b>POSITIONS PER ROW</b> | <b>CARD THICKNESS</b> | <b>PLATING OPTION</b> | <b>RA</b> | <b>OTHER OPTIONS</b> | <b>"X"R</b> |
|--------------|----------|--------------------------|-----------------------|-----------------------|-----------|----------------------|-------------|

09, 10, 13, 20,  
25, 30, 40, 49,  
50, 60

**-01**  
= (1.60 mm) .062"  
thick card

**-L**  
= 10 μ" (0.25 μm)  
Gold on contact area,  
Matte Tin on tail

**-S**  
= 30 μ" (0.76 μm)  
Gold on contact area,  
Matte Tin on tail

**-BL**  
= Board Locks (09, 13,  
25, 40, 49, 50, 60 only)

**-L2**  
= ECDP Latching  
(09, 13, 25, 49 only)

Leave blank for  
Tray Packaging

**-TR**  
= Tape & Reel

**-FR**  
= Full Reel  
Tape & Reel Packaging  
(must order max.  
quantity per reel;  
contact Samtec for  
quantity breaks)

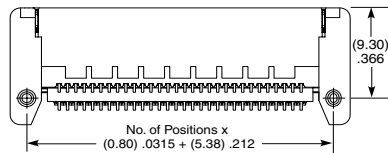
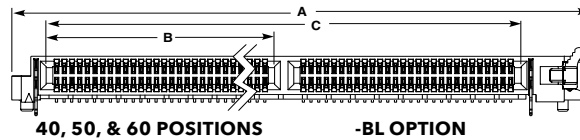
**HSEC8-RA**

**Card Mates:**  
(1.60 mm) .062"  
thick card,  
HSC8

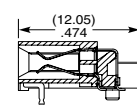
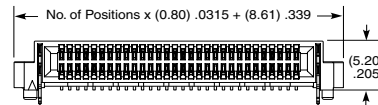
**Cable Mates:**  
ECDP



| POSITIONS PER ROW | A             | B             | C             |
|-------------------|---------------|---------------|---------------|
| 40                | (43.80) 1.724 | (18.90) .744  | (36.60) 1.441 |
| 50                | (51.80) 2.039 | (22.90) .902  | (44.60) 1.756 |
| 60                | (59.80) 2.354 | (26.90) 1.059 | (52.60) 2.071 |
| 40-BL             | (51.30) 2.020 | (18.90) .744  | (36.60) 1.441 |
| 50-BL             | (59.30) 2.335 | (22.90) .902  | (44.60) 1.756 |
| 60-BL             | (67.30) 2.650 | (26.90) 1.059 | (52.60) 2.071 |



10, 20 & 30 POSITIONS



View complete specifications at: [samtec.com?HSEC8-RA](http://samtec.com?HSEC8-RA)

|              |          |                          |           |                       |          |            |
|--------------|----------|--------------------------|-----------|-----------------------|----------|------------|
| <b>HSEC8</b> | <b>1</b> | <b>POSITIONS PER ROW</b> | <b>01</b> | <b>PLATING OPTION</b> | <b>D</b> | <b>EM2</b> |
|--------------|----------|--------------------------|-----------|-----------------------|----------|------------|

10, 20, 30, 40,  
50, 60

**-L**  
= 10 μ" (0.25 μm)  
Gold on contact area,  
Matte Tin on tail

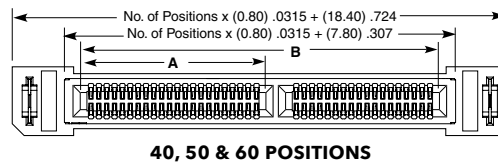
**-S**  
= 30 μ" (0.76 μm)  
Gold on contact area,  
Matte Tin on tail

**-EM2**  
=(1.60 mm) .062"  
thick PCB

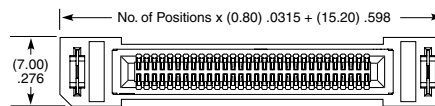
**HSEC8-EM**

**Card Mates:**  
(1.60 mm) .062"  
thick card,  
HSC8

**Cable Mates:**  
ECDP

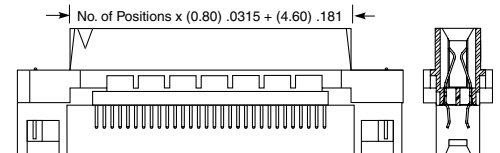


40, 50 & 60 POSITIONS



10, 20 & 30 POSITIONS

| POSITIONS PER ROW | A             | B             |
|-------------------|---------------|---------------|
| 40                | (18.90) .744  | (36.60) 1.441 |
| 50                | (22.90) .902  | (44.60) 1.756 |
| 60                | (26.90) 1.059 | (52.60) 2.071 |



**Note:**  
Some sizes, styles and  
options are non-standard,  
non-returnable.

View complete specifications at: [samtec.com?HSEC8-EM](http://samtec.com?HSEC8-EM)

## X-ON Electronics

Largest Supplier of Electrical and Electronic Components

*Click to view similar products for [Standard Card Edge Connectors](#) category:*

*Click to view products by [Samtec](#) manufacturer:*

Other Similar products are found below :

[CR7E-30DB-3.96E\(72\)](#) [6364499-1](#) [6565204-6](#) [PKC-156](#) [1437274-4](#) [147889-1](#) [1489165-4](#) [EBT15622B2X](#) [1-582587-1](#) [284-0102-12100](#)  
[286-0052-12101A](#) [306022901000000](#) [307-012-502-202](#) [307-056-520-300](#) [2129318-1](#) [245-062-520-350](#) [287-0032-12101](#) [306-028-525-102](#)  
[307-072-526-202](#) [345-060-559-303](#) [392-008-559-201](#) [534671-1](#) [341-240-317](#) [345-044-500-300](#) [346-240-318](#) [395-100-524-300](#) [09-07-2032](#)  
[10035388-802LF](#) [10115859-011LF](#) [10122859-009LF](#) [10127905-B04B24BLF](#) [530555-1](#) [5-678046-1](#) [73726-0005](#) [66308-1](#) [1-1437275-6](#)  
[PEC-07-02-T-S-A](#) [346-014-520-801](#) [307-048-502-202](#) [CE100F22-9-C](#) [CE100F26-7-C](#) [CE100F28-3-D](#) [CE156F18-9-C](#) [CE156F22-5-D](#)  
[CE156F22-9-C](#) [CT100F22-2-D](#) [CT100F22-3-D](#) [CT100F24-2-D](#) [CT100F24-3-D](#) [CT100F24-6-C](#)