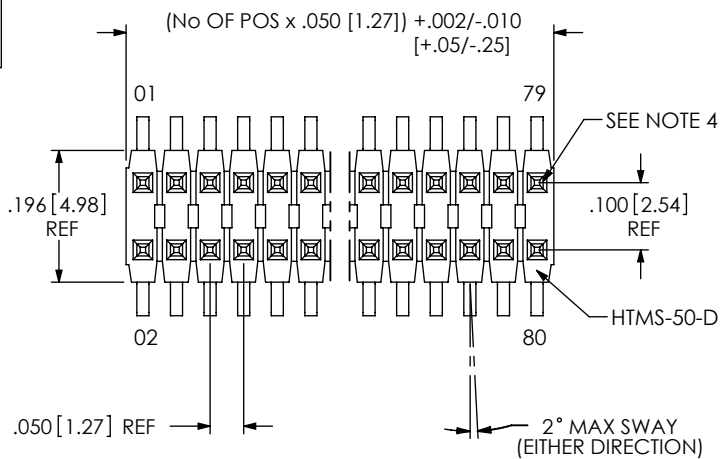


DO NOT SCALE FROM THIS PRINT



HTMS-1XX-XX-X-D-SM-X-XX

No OF POSITIONS
-02 THRU -40
(PER ROW)

LEAD STYLE
SEE TABLE 1

PLATING SPECIFICATION

- G: 10μ" GOLD IN CONTACT AREA, 3μ" GOLD ON TAIL
- T: MATTE TIN CONTACT AND TAIL
- S: 30μ" SELECTIVE GOLD IN CONTACT AREA, MATTE TIN ON TAIL
- F: 3μ" FLASH SELECTIVE GOLD ON CONTACT AREA, MATTE TIN ON TAIL (LEAD STYLE -01, -51 & -52 ONLY)
- L: 10μ" LIGHT SELECTIVE GOLD ON CONTACT AREA, MATTE TIN ON TAIL

BODY SPECIFICATION

- D: DOUBLE (USE HTMS-50-D)

OPTION

- XXX: POLARIZING SPECIFICATION (INDICATES POS TO BE OMITTED)
- A: ALIGNMENT PIN STAKED (6 POS MIN) OR MOLDED (5 POS MIN) (SEE SHT 2, FIG 2) (SAMTEC'S DISCRETION)
- LC: LOCKING CLIP (SEE SHT 2, FIG 4) (5 POS MIN) (USE LC-05-X)
- TR: TAPE AND REEL

OPTION

- P: PICK & PLACE PAD (USE PPP-22) (SEE SHT 2, FIG 3) (5 POS MIN)

OPTION

- SM: SURFACE MOUNT

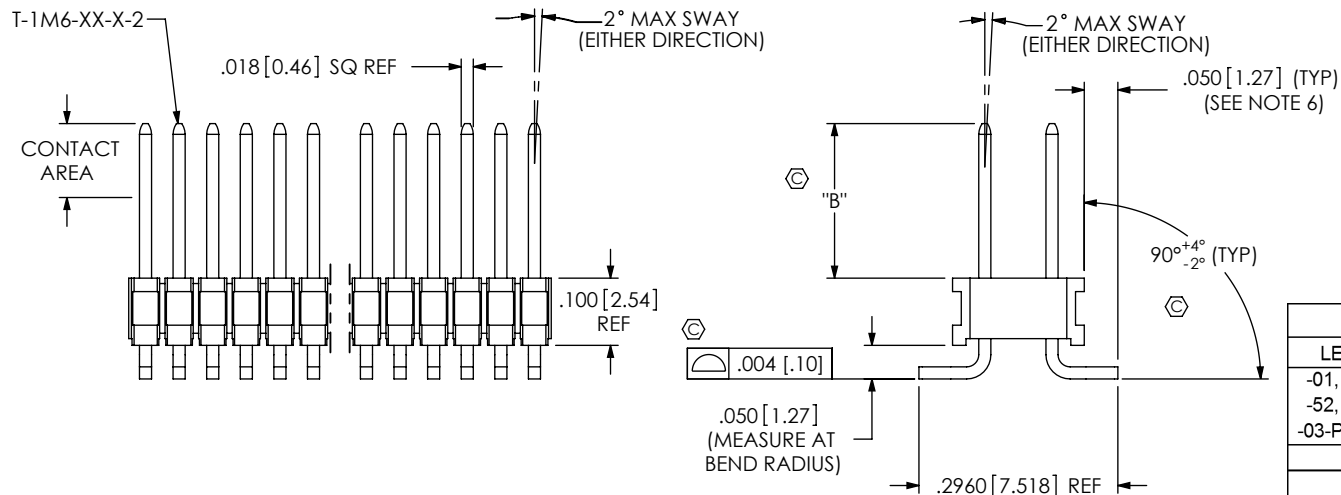


TABLE 1		
LEAD STYLE	TERMINAL SPEC.	"B"
-01	T-1M6-13-X-2	.230 [5.84]
-02	T-1M6-04-X-2	.100 [2.54]
-03	T-1M6-04-X-2	.125 [3.18]
-51	T-1M6-13-X-2	.190 [4.83]
-52	T-1M6-13-X-2	.205 [5.21]
-53	T-1M6-05-X-2	.285 [7.24]
-54	T-1M6-15-X-2	.335 [8.51]
-55	T-1M6-16-X-2	.390 [9.91]
-56	T-1M6-16-X-2	.405 [10.29]
-57	T-1M6-16-X-2	.430 [10.92]

TABLE 2		
LEAD STYLE	PACKAGING TUBE	PLUG
-01, -02, -03, -51 -52, -01-P, -02-P -03-P, -51-P, -52-P	PT-1-24-02-44	TP-03
-53, -54	PT-1-24-01-29 (SEE NOTE 8)	TP-03
-55, -56	PT-1-24-09-29 (SEE NOTE 8)	TP-03
-57	PT-1-24-02-46 (SEE NOTE 8)	TP-03
-53-P	PT-1-24-03-44 (SEE NOTE 9)	TP-03
-54-P, -55-P -56-P, -57-P	PT-1-24-01-44 (SEE NOTE 9)	TP-07

FIG 1
HTMS-1XX-XX-X-D-SM SHOWN

NOTES:

1. © REPRESENTS A CRITICAL DIMENSION.
2. MAXIMUM CUT FLASH: .010[.25].
3. MINIMUM PUSHOUT FORCE: 2 LBS
4. MAXIMUM PIN ROTATION IN BODY: 2°.
5. MAXIMUM ALLOWABLE BOW: .005[.13] INCH/INCH AFTER ASSEMBLY.
6. SHEAR TAILS TO DIMENSION SHOWN.
7. MAXIMUM BURR ALLOWANCE: .003[.08]
8. TUBE POSITIONS -05 THRU -40 ONLY FOR THIS LEAD STYLE, UNLESS OTHERWISE NOTED, LAYER PACKAGE POSITIONS -02 THRU -04.
9. TUBE POSITIONS -07 THRU -40 ONLY FOR THIS LEAD STYLE, UNLESS OTHERWISE NOTED, LAYER PACKAGE POSITIONS -02 THRU -06.

UNLESS OTHERWISE SPECIFIED, DIMENSIONS ARE IN INCHES. TOLERANCES ARE:
DECIMALS ANGLES
.XX: ±.01 [.3] 2°
.XXX: ±.005 [.13]
.XXXX: ±.0020 [.051]

PROPRIETARY NOTE
THIS DOCUMENT CONTAINS INFORMATION CONFIDENTIAL AND PROPRIETARY TO SAMTEC, INC. AND SHALL NOT BE REPRODUCED OR TRANSFERRED TO OTHER DOCUMENTS OR DISCLOSED TO OTHERS OR USED FOR ANY PURPOSE OTHER THAN THAT WHICH IT WAS OBTAINED WITHOUT THE EXPRESSED WRITTEN CONSENT OF SAMTEC, INC.



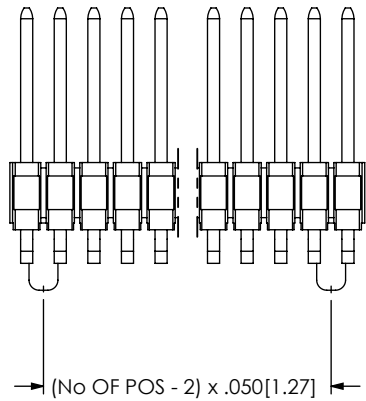
520 PARK EAST BLVD, NEW ALBANY, IN 47150
PHONE: 812-944-6733 FAX: 812-948-5047
e-Mail: info@SAMTEC.com code 55322

MATERIAL: DO NOT SCALE DRAWING SHEET SCALE: 2:1
INSULATOR: BLACK, LCP, UL 94 VO
TERMINAL: PHOS BRONZE

DESCRIPTION:
"NEW" ASSEMBLY DRAWING
DWG. NO.

HTMS-1XX-XX-X-D-SM-X-XX

BY: DEAN P 12/12/2000 SHEET 1 OF 2



STAKED ALIGNMENT PIN
(6 POSITIONS MINIMUM)

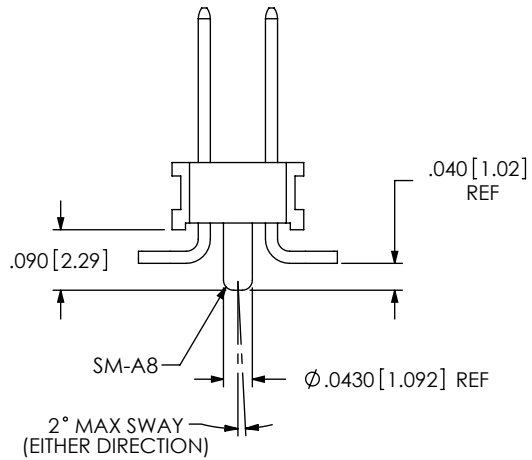
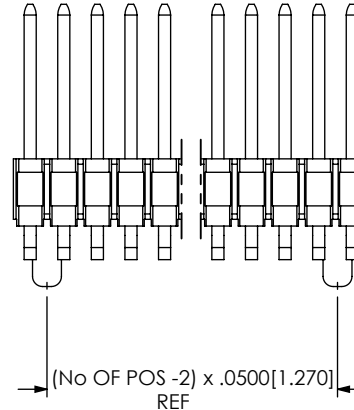


FIG 2
-A OPTION: ALIGNMENT PIN
(DIFFERENT AS SHOWN, OTHERWISE SAME AS FIG 1)



MOLDED ALIGNMENT PIN
(5 POSITIONS MINIMUM)

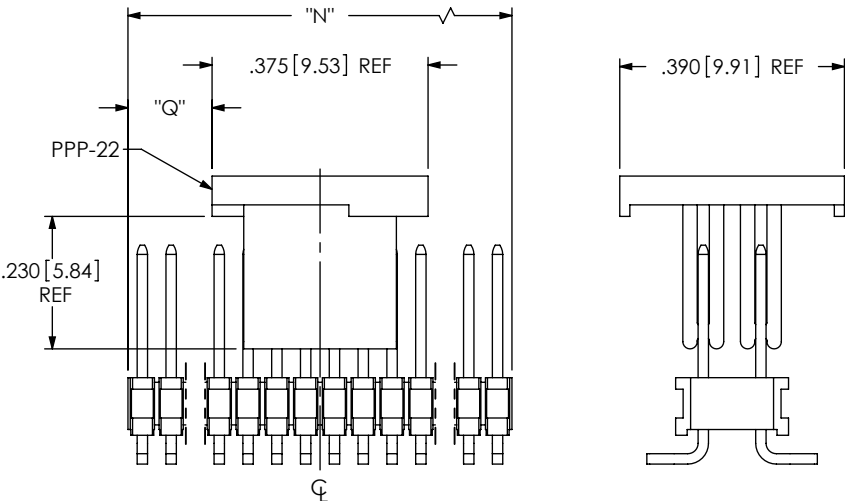
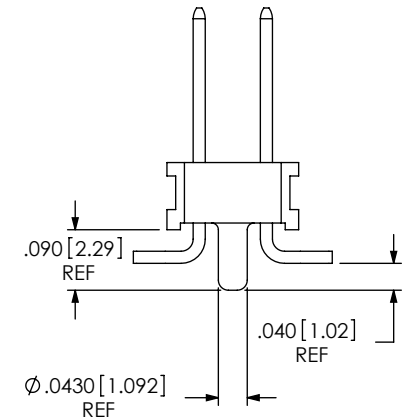


FIG 3
-P: PICK & PLACE
"N" = USE MEASURED DIM
"Q" = $\{("N" - .375 [9.53]) / 2\} \pm .020 [5.1]$

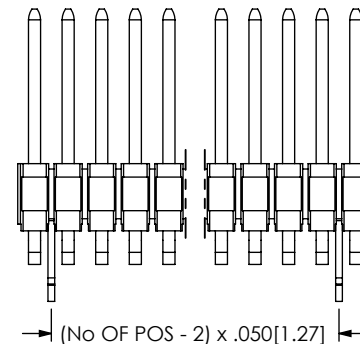
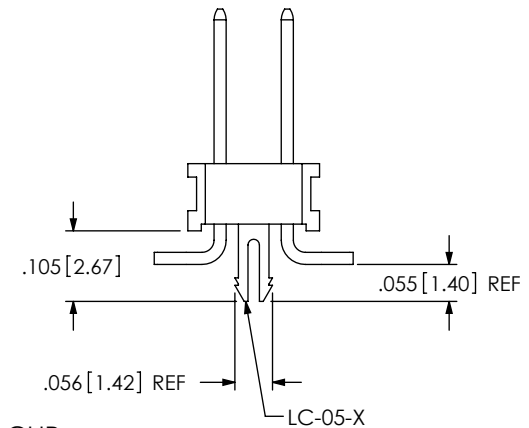


FIG 4
-LC OPTION: STAKED LOCKING CLIP
(5 POSITIONS MINIMUM)
(DIFFERENT AS SHOWN, OTHERWISE SAME AS FIG 1)



PROPRIETARY NOTE
THIS DOCUMENT CONTAINS INFORMATION
CONFIDENTIAL AND PROPRIETARY TO
SAMTEC, INC. AND SHALL NOT BE REPRODUCED
OR TRANSFERRED TO OTHER DOCUMENTS OR
DISCLOSED TO OTHERS OR USED FOR ANY
PURPOSE OTHER THAN THAT WHICH IT WAS
OBTAINED WITHOUT THE EXPRESSED WRITTEN
CONSENT OF SAMTEC, INC.

DO NOT SCALE DRAWING
SHEET SCALE: 2:1



520 PARK EAST BLVD, NEW ALBANY, IN 47150
PHONE: 812-944-6733 FAX: 812-948-5047
e-Mail info@SAMTEC.com code 55322

DESCRIPTION: "NEW" ASSEMBLY DRAWING	
DWG. NO. HTMS-1XX-XX-X-D-SM-X-XX	
BY: DEAN P	12/12/2000 SHEET 2 OF 2

X-ON Electronics

Largest Supplier of Electrical and Electronic Components

Click to view similar products for [Headers & Wire Housings](#) category:

Click to view products by [Samtec](#) manufacturer:

Other Similar products are found below :

[95000-104TRLF](#) [10135584-644402LF](#) [DF62W-EP2022PCA](#) [95000-106TRLF](#) [DF62W-2022SCA](#) [DF62W-EP2022PC](#) [2203348](#) [DF62W-2022SC](#) [1084018](#) [1029039](#) [1084017](#) [802-10-012-10-002000](#) [1112640](#) [1112639](#) [000-34000](#) [0009482033](#) [0009507031](#) [57102-S06-03LF](#) [57202-S52-04LF](#) [PCN6-15S-2.5E](#) [0039019024](#) [58102-G61-06LF](#) [582553-1](#) [0009485154](#) [0009508121](#) [0022285053](#) [0050291907](#) [018731A](#) [LY20-4P-DT1-P1E-BR](#) [02.125.8002.8](#) [60101931](#) [60598-1 \(Cut Strip\)](#) [M1625-3R/100](#) [61062-3](#) [61082-181009](#) [636-1427](#) [638009-1](#) [641938-9](#) [641991-4](#) [644168-1](#) [647662-1](#) [65039-019ELF](#) [65817-002LF](#) [65817-015LF](#) [65863-015LF](#) [66207-023LF](#) [67016-026LF](#) [67046-001LF](#) [67095-007LF](#) [67230-005LF](#)