

DO NOT SCALE FROM THIS PRINT

DESIGNED & DIMENSIONED IN MILLIMETERS [INCHES]

JSOM-XXXX-XX

BOARD STACK HEIGHT
-0515, -0715, *0815, -0865, -1015, *-1100, -1215, -1524

LEAD STYLE
-01: PRESS-IN (NOT AVAILABLE FOR -0715, -0815, -0865, -1015, -1215 & -1524 BOARD STACK HEIGHTS)
-02: THREADED (NOT AVAILABLE FOR -0515 & -1100 BOARD STACK HEIGHTS) (SEE SHT 2, FIG 3)

* = NOT TOOLED

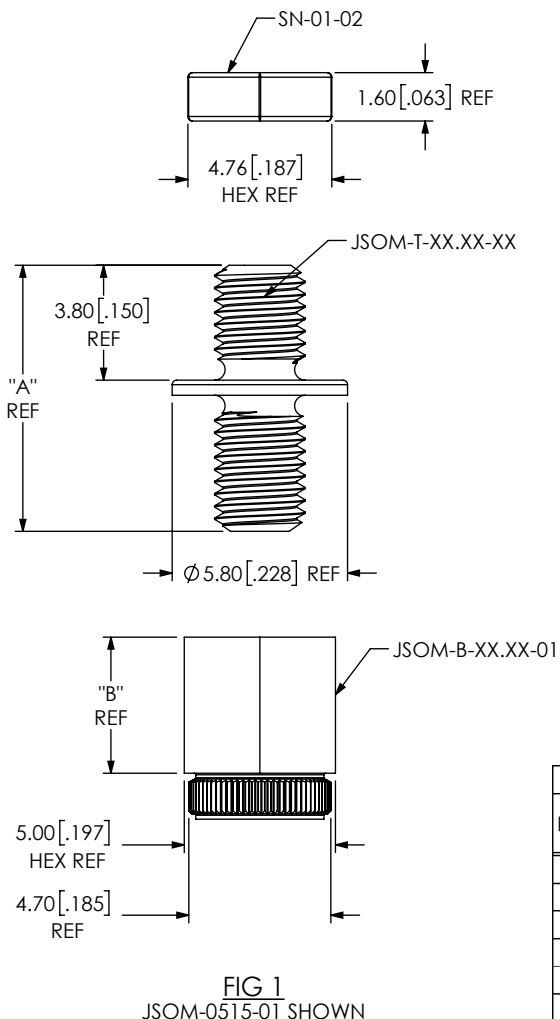


FIG 1
JSOM-0515-01 SHOWN

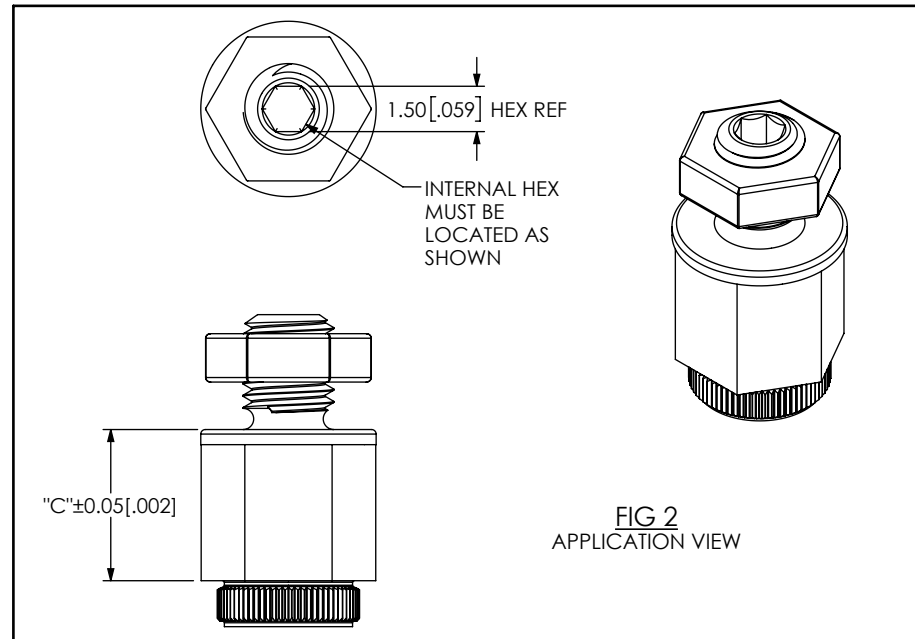


FIG 2
APPLICATION VIEW

FINISHED GOOD	STAND-OFF BASE	JACK SCREW	SCREW	NUT	"A"	"B"	"C"
JSOM-0515-01	JSOM-B-04.65-01	JSOM-T-00.50-02	N/A	SN-01-02	8.80 [0.346]	4.65 [0.183]	5.150 [0.2028]
JSOM-0715-02	JSOM-B-06.65-02	JSOM-T-00.50-01	MS-01-02-L		7.80 [0.307]	6.65 [0.262]	7.150 [0.2815]
*JSOM-0815-02	*JSOM-B-07.65-02	JSOM-T-00.50-02	MS-01-02-L		8.80 [0.346]	7.65 [0.301]	8.150 [0.3209]
JSOM-0865-02	JSOM-B-08.15-02	JSOM-T-00.50-02	MS-01-02-L		8.80 [0.346]	8.15 [0.321]	8.650 [0.3406]
JSOM-1015-02	JSOM-B-09.65-02	JSOM-T-00.50-02	MS-01-02-L		8.80 [0.346]	9.65 [0.380]	10.150 [0.3996]
*JSOM-1100-01	*JSOM-B-07.76-01	JSOM-T-03.24-03	N/A		15.04 [0.592]	7.76 [0.306]	11.000 [0.4331]
JSOM-1215-02	JSOM-B-11.65-02	JSOM-T-00.50-02	MS-01-02-L		8.80 [0.346]	11.65 [0.459]	12.150 [0.4783]
JSOM-1524-02	JSOM-B-12.00-02	JSOM-T-03.24-03	MS-01-02-L		15.04 [0.592]	12.00 [0.472]	15.240 [0.6000]

(* = NOT TOOLED)

QTY = 1 FOR ALL COMPONENTS

NOTES:

1. REPRESENTS CRITICAL DIMENSION
2. STANDOFFS TO BE USED WITH 1.57[0.062]MIN THICK BOARDS.
3. COMPONENTS ARE TO BE BULK PACKAGED IN SEPARATE BAGS AND SHOULD NOT LIST INDIVIDUAL COMPONENT QUANTITY ON THE LABEL. ALL COMPONENT BAGS ARE TO BE PACKAGED IN A LARGER BAG WITH THE FINAL PART NUMBER QUANTITY OF ASSEMBLIES ON THE LABEL.
4. STANDOFFS ARE DESIGNED 0.15MM LONGER THAN CONNECTOR STACK HEIGHTS TO ALLOW FOR PROCESSING VARIABLES.
5. TORQUE TO 2.5 – 3.5 IN*lbs TO SECURE FASTENER IN A STATIC ENVIRONMENT ASSUMING RECOMMENDED BOARD TO BOARD DISTANCES ARE ACHIEVED WITHOUT DAMAGE TO THE PCB, HARDWARE OR OTHER COMPONENTS.

UNLESS OTHERWISE SPECIFIED, DIMENSIONS ARE IN MILLIMETERS. TOLERANCES ARE:

DECIMALS ANGLES
X.X: ±0.3 [01] 2°
X.XX: ±0.13 [005]
X.XXX: ±0.051 [0020]

PROPRIETARY NOTE
THIS DOCUMENT CONTAINS CONFIDENTIAL AND PROPRIETARY INFORMATION AND ALL DESIGN, MANUFACTURING, REPRODUCTION, USE, PATENT RIGHTS AND SALES RIGHTS ARE EXPRESSLY RESERVED BY SAMTEC, INC. THIS DOCUMENT SHALL NOT BE DISCLOSED, IN WHOLE OR PART, TO ANY UNAUTHORIZED PERSON OR ENTITY NOR REPRODUCED, TRANSFERRED OR INCORPORATED IN ANY OTHER PROJECT IN ANY MANNER WITHOUT THE EXPRESS WRITTEN CONSENT OF SAMTEC, INC.



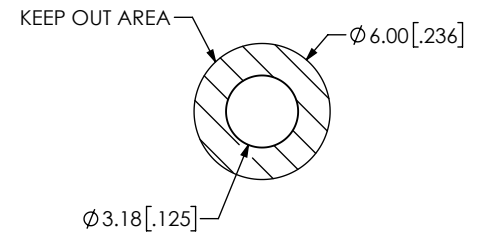
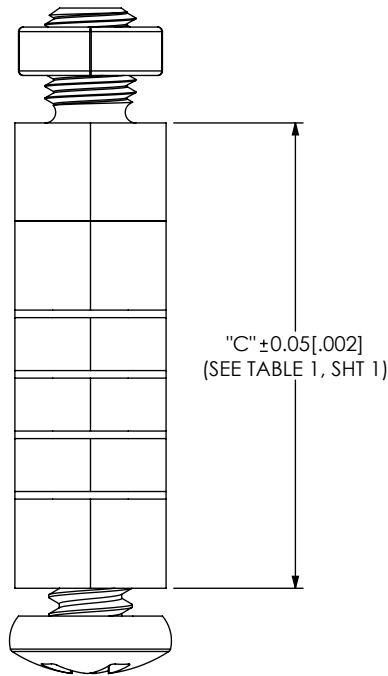
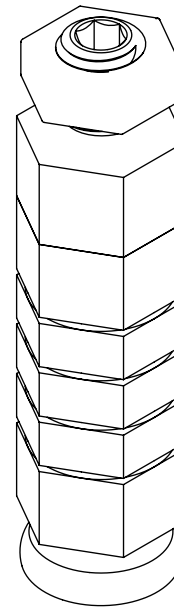
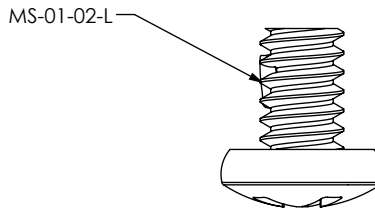
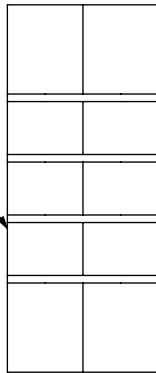
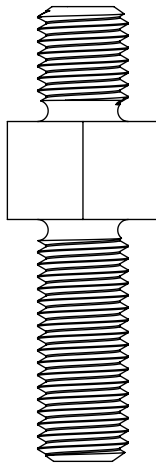
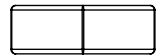
520 PARK EAST BLVD, NEW ALBANY, IN 47150
PHONE: 812.944.6733 FAX: 812.948.5047
e-Mail: info@SAMTEC.com code 53322

MATERIAL: DO NOT SCALE DRAWING SHEET SCALE: 4:1
STAINLESS STEEL

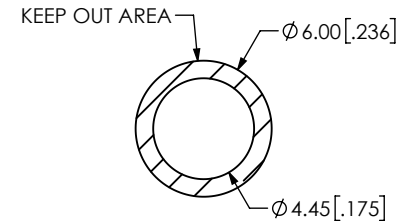
DESCRIPTION:
MICRO JACK SCREW STAND-OFF

DWG. NO.
JSOM-XXXX-XX

BY: JESSIE W 7/28/2015 SHEET 1 OF 2



FOR -01 & -02 JACK SCREW



FOR -01 PRESS-IN

RECOMMENDED BOARD CUTOUT

FIG 3
JSOM-1524-02
(DIFFERENT AS SHOWN, OTHERWISE SAME AS FIG 1)

PROPRIETARY NOTE
THIS DOCUMENT CONTAINS CONFIDENTIAL AND PROPRIETARY INFORMATION AND ALL DESIGN, MANUFACTURING, REPRODUCTION, USE, PATENT RIGHTS AND SALES RIGHTS ARE EXPRESSLY RESERVED BY SAMTEC, INC. THIS DOCUMENT SHALL NOT BE DISCLOSED, IN WHOLE OR PART, TO ANY UNAUTHORIZED PERSON OR ENTITY NOR REPRODUCED, TRANSFERRED OR INCORPORATED IN ANY OTHER PROJECT IN ANY MANNER WITHOUT THE EXPRESS WRITTEN CONSENT OF SAMTEC, INC.

DO NOT SCALE DRAWING

SHEET SCALE: 3:1



520 PARK EAST BLVD, NEW ALBANY, IN 47150
PHONE: 812-944-6733 FAX: 812-948-5047
e-Mail info@SAMTEC.com code 55322

DESCRIPTION: MICRO JACK SCREW STAND-OFF

DWG. NO. JSOM-XXXX-XX

BY: JESSIE W 7/28/2015 SHEET 2 OF 2

X-ON Electronics

Largest Supplier of Electrical and Electronic Components

Click to view similar products for [Standoffs & Spacers](#) category:

Click to view products by [Samtec](#) manufacturer:

Other Similar products are found below :

[588-6208-02](#) [599-9844-02](#) [M0516-3-N](#) [M0518-3-N](#) [M0521-3-N](#) [M0524-3-N](#) [M0532-35-N](#) [M0543-4-AL](#) [M0544-35-N](#) [M0544-3-N](#) [M0545-3-AL](#) [M0553-3-N](#) [M0608-5-SS](#) [M0609-5-SS](#) [M0651-5-SS](#) [M0653-35-N](#) [M0654-4-SS](#) [M0655-5-AL](#) [M0658-35-AL](#) [M0660-4-AL](#) [M0660-4-N](#) [M0670-35-N](#) [M0671-5-N](#) [M0671-5-SS](#) [M0722-5-N](#) [M0725-6-N](#) [M0904-B-25-AL](#) [M1273-2545-AL](#) [M1273-2545-SS](#) [M1273-3005-AL](#) [M1273-3005-SS](#) [M1274-3005-AL](#) [60187](#) [60202-SP](#) [60273](#) [60335-SP](#) [60348-SP](#) [60419-SP](#) [60425-SP](#) [60473-SP](#) [60475-SP](#) [60477-SP](#) [60489-SP](#) [60491-SP](#) [60585-SP](#) [60762-SP](#) [60763-SP](#) [60872-SP](#) [M1303-3506-AL](#) [M1307-3506-AL](#)