

(0.635 mm) .025"

MIS SERIES

MIXED TECHNOLOGY SOCKET

SPECIFICATIONS

For complete specifications and recommended PCB layouts see www.samtec.com?MIS

- Insulator Material:** Liquid Crystal Polymer
- Contact Material:** Phosphor Bronze
- Plating:** Au or Sn over 50 μ" (1.27 μm) Ni
- Operating Temp Range:** -55 °C to +125 °C
- Voltage Rating:** 275 VAC
- Max Cycles:** 100
- RoHS Compliant:** Yes

Board Mates: MIT

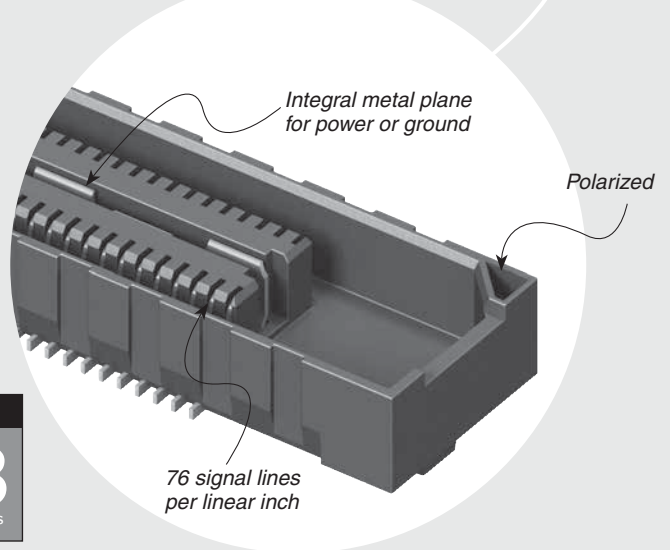
Standoffs: SO



HIGH-SPEED CHANNEL PERFORMANCE

MIT/MIS @ 5 mm Mated Stack Height
 Rating based on Samtec reference channel.
 For full SI performance data visit Samtec.com or contact SIG@samtec.com

28
Gbps



PROCESSING

- Lead-Free Solderable:** Yes
- SMT Lead Coplanarity:** (0.10 mm) .004" max (019-057)
- Board Stacking:** For applications requiring more than two connectors per board contact ipg@samtec.com

RECOGNITIONS

For complete scope of recognitions see www.samtec.com/quality



ALSO AVAILABLE (MOQ Required)

- 11 mm, 16 mm, 18.75 mm and 22 mm stack height
- 30 μ" (0.76 μm) Gold
- Differential Pair and "Partitionable" (combine differential & single-ended banks in same connector) available.
- 76, 95, 114 and 133 positions per row



-019, -038, -057
(38 total positions per bank)

-F
= Gold Flash on Signal Pins and Ground Plane, Matte Tin on tails

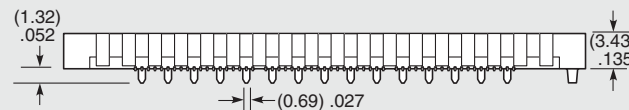
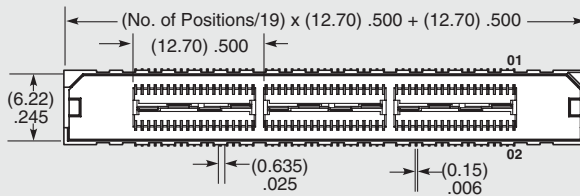
-L
= 10 μ" (0.25 μm) Gold on Signal Pins and Ground Plane, Matte Tin on tails

-C*
= Electro-Polished Selective 50 μ" (1.27 μm) min Au over 150 μ" (3.81 μm) Ni on Signal Pins in contact area, 10 μ" (0.25 μm) min Au over 50 μ" (1.27 μm) Ni on Ground Plane in contact area, Matte Tin over 50 μ" (1.27 μm) min Ni on all solder tails

-K
= (7.00 mm) .275" DIA Polyimide film Pick & Place Pad

-TR
= Tape & Reel

*Note:
-C Plating passes 10 year MFG testing



Note: Rugged through-hole ground plane soldered to board (requires paste-over-hole, not press-fit) for added retention to PCB.

Note: Some lengths, styles and options are non-standard, non-returnable.

MATED HEIGHT*		
MIS LEAD STYLE	MIT LEAD STYLE	
	-01	-02
-01	(5.00) .197	(8.00) .315

*Processing conditions will affect mated height. See SO Series for board space tolerances.

Due to technical progress, all designs, specifications and components are subject to change without notice.

WWW.SAMTEC.COM

All parts within this catalog are built to Samtec's specifications. Customer specific requirements must be approved by Samtec and identified in a Samtec customer-specific drawing to apply.

X-ON Electronics

Largest Supplier of Electrical and Electronic Components

Click to view similar products for [Board to Board & Mezzanine Connectors](#) category:

Click to view products by [Samtec](#) manufacturer:

Other Similar products are found below :

[10135583-642402LF](#) [89885-310LF](#) [589158040000018](#) [6-1393048-0](#) [68683-613](#) [MDF7-12DP-2.54DSA](#) [MDF7-18P-2.54DSA\(01\)](#) [MDF7-20DP-2.54DSA](#) [MDF7-26D-2.54DSA\(55\)](#) [MDF7-3P-2.54DSA\(01\)](#) [MDF7B-3P-2.54DSA\(55\)](#) [MDF7C-11P-2.54DSA\(55\)](#) [MDF7C-18P-2.54DSA\(55\)](#) [MDF7C-5P-2.54DSA\(01\)](#) [MDF7P-5P-2.54DSA\(55\)](#) [75234-0516](#) [FCN-230C068-11](#) [FCN-268F012-G/BD](#) [FCN-268F036-G/BD](#) [FCN-268M012-G/0D](#) [FCN-268M024-G/1D](#) [FCN-360C008-C](#) [FCN-360C040-C](#) [FCN-723J004/1](#) [MIS-048-01-F-D-DP-K](#) [832-10-034-10-001000](#) [93696-325LF](#) [11828-1FA](#) [AXK630345P](#) [18097-0013](#) [ICA-328STT](#) [2007042-2](#) [304400-2](#) [FCN-214Q030-G/0](#) [FCN-215Q040-G/0](#) [FCN-230C068-ESA](#) [FCN-234P048-G/0](#) [FCN-235D050-G/C](#) [FCN-360A3](#) [FCN-360C040-B](#) [210-93-314-41-105000](#) [2-22603-0](#) [379-064-521-202](#) [MDF7-12P-2.54DSA\(01\)](#) [MDF7-16P-2.54DS\(56\)](#) [MDF7-40DP-2.54DSA\(55\)](#) [MDF7-8P-2.54DSA\(55\)](#) [MDF7B-16P-2.54DSA\(55\)](#) [AXG720047](#) [5031084030](#)