


# RUGGED RELIABLE MICRO SOCKETS



(1.00 mm) .0394" PITCH • CLM/MLE SERIES

## CLM

**Mates:**  
FTM, FTMH, MW

## MLE

**Mates:**  
FTM, FTMH, MW

### SPECIFICATIONS

**Insulator Material:** Black LCP  
**Contact Material:**  
 CLM: Phosphor Bronze  
 MLE: BeCu  
**Plating:**  
 CLM: Au or Sn over  
 50  $\mu$ " (1.27  $\mu$ m) Ni  
 MLE: Au over 10  $\mu$ " (0.25  $\mu$ m) Ni  
**Current Rating (CLM/FTM):**  
 2.8 A per pin  
 (2 pins powered)  
**Current Rating (MLE/FTM):**  
 2.9 A per pin (2 pins powered)  
**Operating Temp Range:**  
 -55 °C to +125 °C  
**Max Cycles:**  
 CLM: 100 with 10  $\mu$ " (0.25  $\mu$ m) Au  
**Voltage Rating:**  
 MLE: 310 VAC  
**Insertion Depth:**  
 CLM:  
 Top Entry = (1.40 mm) .055" min.,  
 Bottom Entry =  
 (2.41 mm) .095" min.  
 (Add board thickness for  
 correct post OAL)  
 MLE:  
 (1.63 mm) .064" to  
 (3.18 mm) .125" with  
 (0.38 mm) .015" wipe,  
 pass-through, or (2.44 mm) .096"  
 minimum for bottom entry  
**Normal Force:**  
 CLM: 40 grams (0.39 N) average

### PROCESSING

**Lead-Free Solderable:** Yes  
**SMT Lead Coplanarity:**  
 (0.10 mm) .004" max (02-25)  
 (0.15 mm) .006" max (26-50)\*  
 \*(.004" stencil solution  
 may be available; contact  
 IPG@samtec.com)

### ALSO AVAILABLE

MOQ Required

Alignment pin  
 Other Gold plating options



**Note:**  
 Some lengths, styles and  
 options are non-standard,  
 non-returnable.



02 thru 50

**-F**  
 = Gold flash on  
 contact,  
 Matte Tin on tail

**-L**  
 = 10  $\mu$ " (0.25  $\mu$ m)  
 Gold on contact,  
 Matte Tin on tail

**-BE**  
 = Bottom Entry  
 (Required for bottom entry)

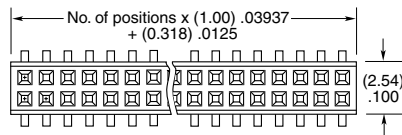
**-K**  
 = (3.50 mm) .138" DIA  
 Polyimide film  
 Pick & Place Pad  
 (7 positions minimum)

**-P**  
 = Pick & Place Pad  
 (7 positions minimum)

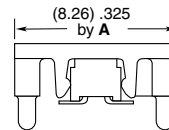
**-PA**  
 = Pick & Place Pad with  
 integral Alignment Pin

**-TR**  
 = Tape & Reel

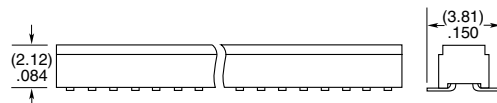
**-FR**  
 = Full Reel Tape & Reel  
 (must order maximum  
 quantity per reel;  
 contact Samtec for  
 quantity breaks)



PIN/ROW	A
04-15	(3.56) .140
16-50	(7.11) .280



-PA



-P



02 thru 50

**-G**  
 = 10  $\mu$ "  
 (0.25  $\mu$ m)  
 Gold

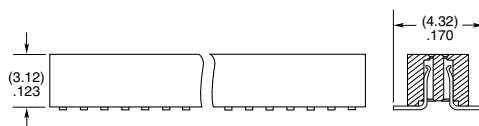
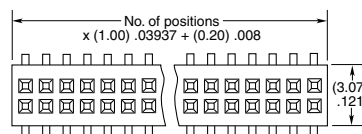
**-A**  
 = Alignment Pin  
 (3 positions minimum)  
 Metal or plastic  
 at Samtec discretion

**-K**  
 = (4.00 mm) .1575" DIA  
 Polyimide film  
 Pick & Place Pad  
 (5 positions minimum)

**-P**  
 = Metal Pick & Place Pad  
 (5 positions minimum)

**-TR**  
 = Tape & Reel

**-FR**  
 = Full Reel Tape & Reel  
 (must order maximum  
 quantity per reel;  
 contact Samtec for  
 quantity breaks)



-P

-A

## X-ON Electronics

Largest Supplier of Electrical and Electronic Components

*Click to view similar products for [Board to Board & Mezzanine Connectors](#) category:*

*Click to view products by [Samtec](#) manufacturer:*

Other Similar products are found below :

[589158040000018](#) [MDF7C-18P-2.54DSA\(55\)](#) [FCN-230C068-11](#) [FCN-268F012-G/BD](#) [FCN-268F036-G/BD](#) [FCN-268M012-G/0D](#) [FCN-268M024-G/1D](#) [FCN-723J004/1](#) [MIS-048-01-F-D-DP-K](#) [832-10-034-10-001000](#) [FX4C-80S-1.27DSA](#) [FCN-214Q030-G/0](#) [FCN-234P048-G/0](#) [FCN-235D050-G/C](#) [210-93-314-41-105000](#) [2-22603-0](#) [MDF7-40DP-2.54DSA\(55\)](#) [AXG720047](#) [5031084030](#) [MIT-114-03-F-D-K](#) [55323-1519](#) [DF33-2P-3.3DSA\(24\)](#) [YFT-20-05-H-03-SB-K](#) [503308-3040](#) [026-6203-PDB](#) [027-6203-PDB](#) [069159702701000](#) [10123981-102LF](#) [101A10019X](#) [55650-0588-C](#) [68684-306](#) [75140-7012](#) [589159005003045](#) [194261-1](#) [FCN-268F024-G0D](#) [10124054-515LF](#) [68685-603](#) [8-1616154-3](#) [MIS-019-01-F-D](#) [589159005002045](#) [541371078](#) [IL-WX-10PB-HF-B-E1000E](#) [FCN-268M024-G/3D](#) [20021832-06016C1LF](#) [KX15-20KLDL-E1000E](#) [MDF7-16DP-2.54DSA\(55\)](#) [AXE810124](#) [FCN-214J100-G/0](#) [FCN-230C068-E/S](#) [AXE812124](#)