

DO NOT SCALE FROM THIS PRINT

MMT-1XX-XX-X-XV-XX-XX-XX

NO. OF POSITIONS
-02 THRU -36
(PER ROW)

LEAD STYLE
SEE TABLE 1

PLATING SPECIFICATION

- T: MATTE TIN CONTACT AND TAIL
- S: 30µ" SELECTIVE GOLD IN CONTACT AREA, MATTE TIN ON TAIL
- L: 10µ" SELECTIVE GOLD IN CONTACT AREA, MATTE TIN ON TAIL
- F: 3µ" SELECTIVE GOLD IN CONTACT AREA, MATTE TIN ON TAIL

BODY SPECIFICATION

- SV: SINGLE (USE 2TS-XX-SV-X)
- DV: DOUBLE (USE 2TS-XX-D-X)

OPTION

- P: PICK & PLACE PAD (SEE FIG 6, SHT 3)
- TR: TAPE & REEL (SEE NOTE 6)
- FR: FULL REEL QTY. TAPE & REEL (SEE NOTE 7)

OPTION

POLARIZED (SPECIFY POS -XX AS POS TO BE OMITTED)

OPTION

- LC: LOCKING CLIP (SEE NOTE 5)
(USE LC-05-TM; SEE FIG 4 & 5, SHT 3)
- A: ALIGNMENT PIN (SEE FIG 3, SHT 2)
(FOR -DV USE 2TS-XX-DV-A)
(FOR -SV USE 2TS-XX-SV-A)

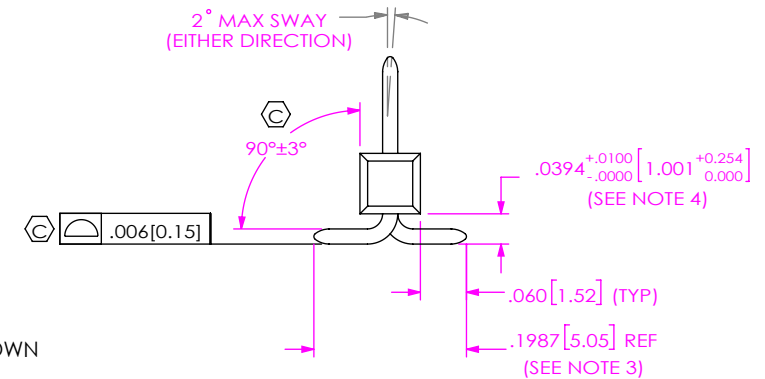
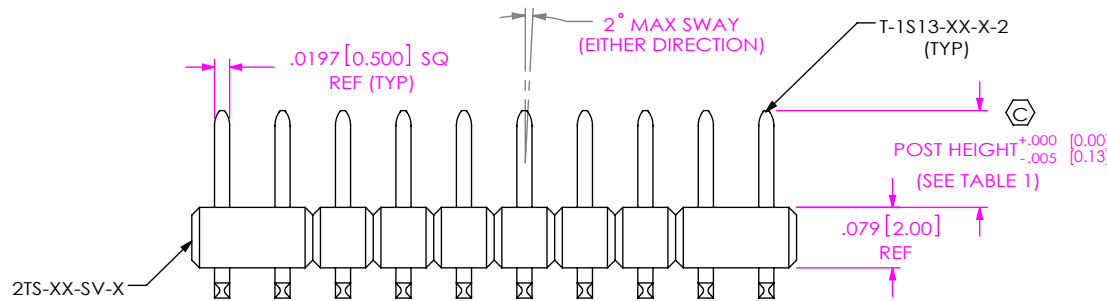
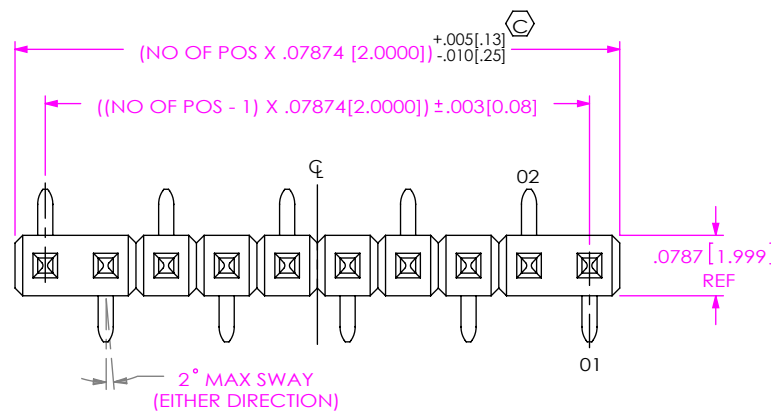


FIG 1
MMT-110-01-X-SV SHOWN

TABLE 1			
LEAD STYLE	PIN	OVERALL LENGTH	POST HEIGHT
-01	T-1S13-20-X-2	.323 [8.20]	.126 [3.20]
-02	T-1S13-20-X-2	.323 [8.20]	.075 [1.91]

NOTES:

1. Ⓢ REPRESENTS A CRITICAL DIMENSION.
2. MINIMUM PUSHOUT FORCE: 2 LB
3. TAILS WILL BE SHEARED ON -02 LEAD STYLE.
4. MEASURED FROM BEND.
5. DUE TO THE HIGH AMOUNT OF INSERTION FORCE NEEDED, THE -LC OPTION IS NOT COMPATIBLE WITH AUTO PLACEMENT. SAMTEC RECOMMENDS MANUAL PLACEMENT FOR ALL ASSEMBLIES WITH THE -LC OPTION.
6. -TR OPTION ORDERS INVOLVING PARTIAL REEL QUANTITIES MAY BE PACKAGED ACCORDING TO THE SAMTEC PACKAGING EFFICIENCY STANDARDS (SPES) FOUND ON WWW.SAMTEC.COM.
7. -FR OPTION WILL BE SHIPPED AT THE MAX QUANTITY PER REEL, BASED ON OPTIONS SELECTED.

UNLESS OTHERWISE SPECIFIED, DIMENSIONS ARE IN INCHES.
TOLERANCES ARE:
DECIMALS ANGLES
.XX: ±.01 [0.3] 2°
.XXX: ±.005 [0.13]
.XXXX: ±.0020 [0.051]

PROPRIETARY NOTE
THIS DOCUMENT CONTAINS CONFIDENTIAL AND PROPRIETARY INFORMATION AND ALL DESIGN, MANUFACTURING, REPRODUCTION, USE, PATENT RIGHTS AND SALES RIGHTS ARE EXPRESSLY RESERVED BY SAMTEC, INC. THIS DOCUMENT SHALL NOT BE DISCLOSED, IN WHOLE OR PART, TO ANY UNAUTHORIZED PERSON OR ENTITY NOR REPRODUCED, TRANSFERRED OR INCORPORATED IN ANY OTHER PROJECT IN ANY MANNER WITHOUT THE EXPRESS WRITTEN CONSENT OF SAMTEC, INC.



520 PARK EAST BLVD, NEW ALBANY, IN 47150
PHONE: 812-944-6733 FAX: 812-948-5047
e-Mail: info@SAMTEC.com code 55322

MATERIAL: DO NOT SCALE DRAWING SHEET SCALE: 4:1
INSULATOR: LCP, UL 94 VO, COLOR: BLACK
TERMINAL: PHOS BRONZE

DESCRIPTION:
2 mm TERMINAL SV/DV

DWG. NO.
MMT-1XX-XX-X-XV-XX-XX-XX

BY: GREG R 06/22/1992 SHEET 1 OF 3

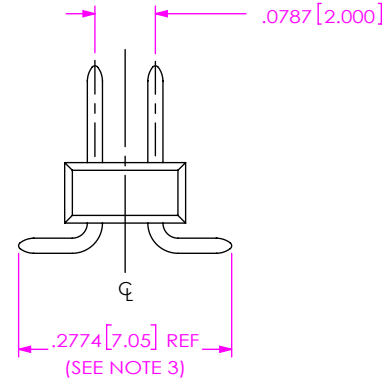
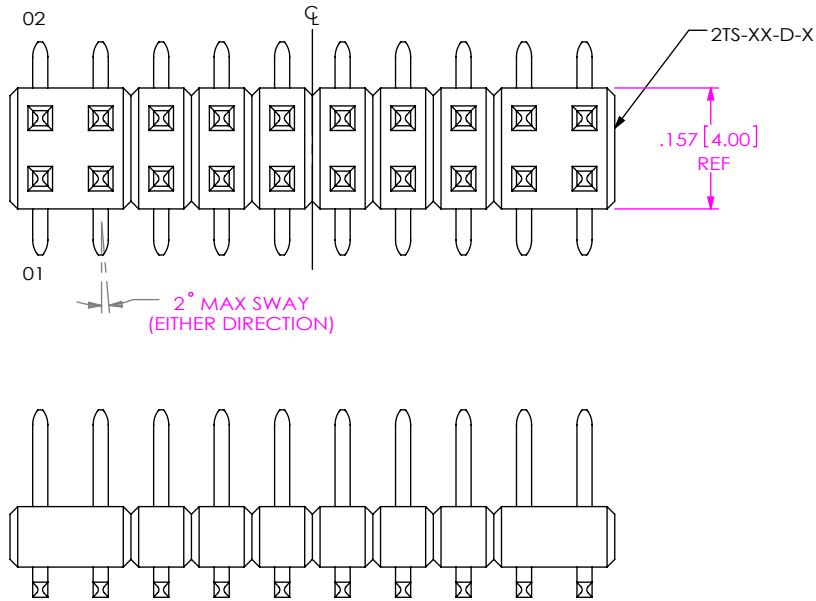


FIG 2
MMT-110-01-X-DV SHOWN
(DIFFRENT AS SHOWN, OTHERWISE SAME AS FIG 1)

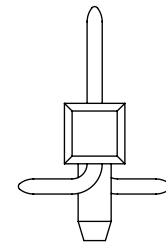
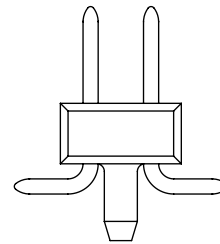
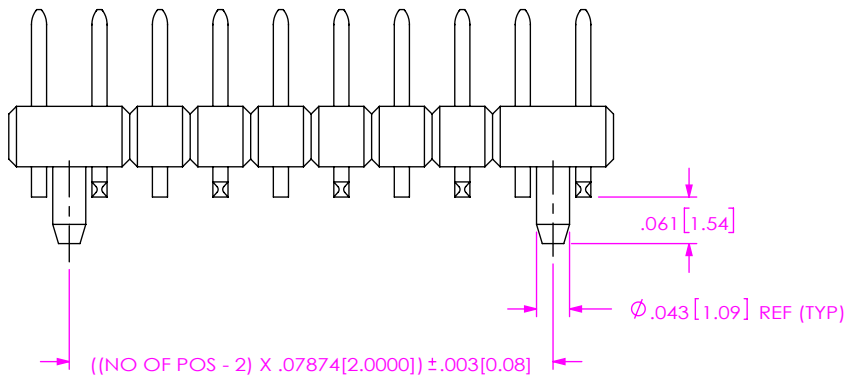


FIG 3
-A: ALIGNMENT PIN
MMT-110-01-X-XV-A SHOWN
(DIFFRENT AS SHOWN, OTHERWISE SAME AS FIG 1)

PROPRIETARY NOTE
THIS DOCUMENT CONTAINS CONFIDENTIAL AND PROPRIETARY INFORMATION AND ALL DESIGN, MANUFACTURING, REPRODUCTION, USE, PATENT RIGHTS AND SALES RIGHTS ARE EXPRESSLY RESERVED BY SAMTEC, INC. THIS DOCUMENT SHALL NOT BE DISCLOSED, IN WHOLE OR PART, TO ANY UNAUTHORIZED PERSON OR ENTITY NOR REPRODUCED, TRANSFERRED OR INCORPORATED IN ANY OTHER PROJECT IN ANY MANNER WITHOUT THE EXPRESS WRITTEN CONSENT OF SAMTEC, INC.

DO NOT SCALE DRAWING

SHEET SCALE: 4:1

samtec

520 PARK EAST BLVD, NEW ALBANY, IN 47150
PHONE: 812-944-6733 FAX: 812-948-5047
e-Mail info@SAMTEC.com code 55322

DESCRIPTION:
2 mm TERMINAL SV/DV
DWG. NO.
MMT-1XX-XX-X-XV-XX-XX-XX

BY: GREG R 06/22/1992 SHEET 2 OF 3

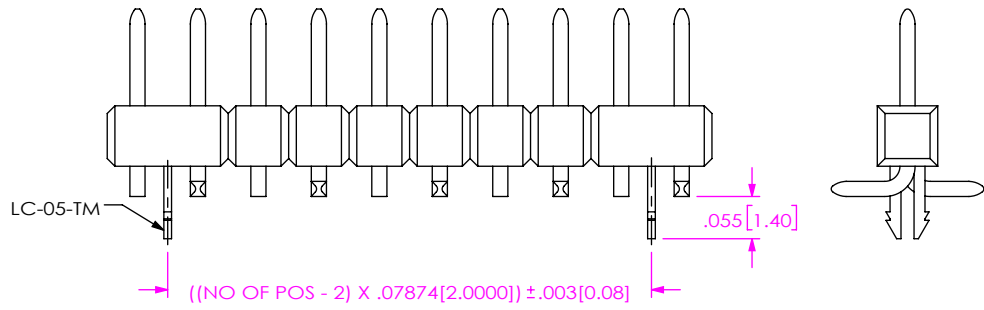


FIG 4
-LC: LOCKING CLIP
MMT-110-01-X-SV-LC SHOWN
(DIFFERENT AS SHOWN, OTHERWISE SAME AS FIG 1)

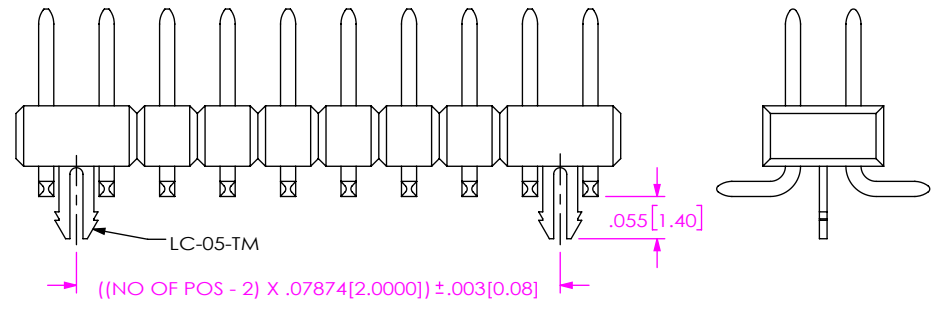


FIG 5
-LC: LOCKING CLIP
MMT-110-01-X-DV-LC SHOWN
(DIFFERENT AS SHOWN, OTHERWISE SAME AS FIG 1)

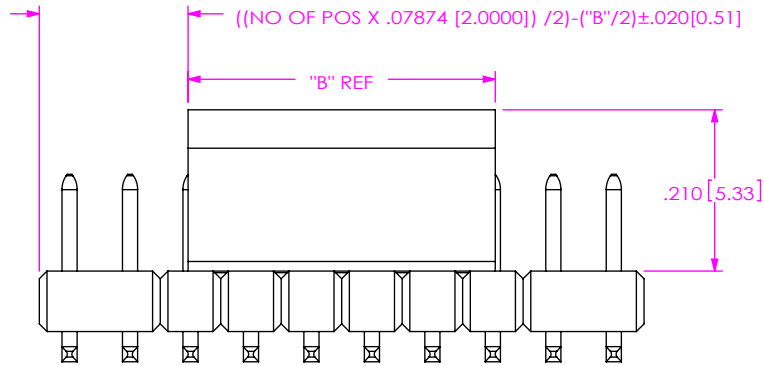
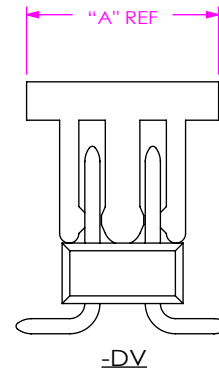
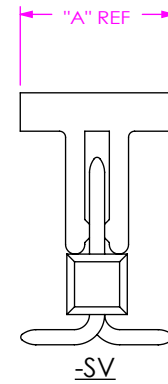


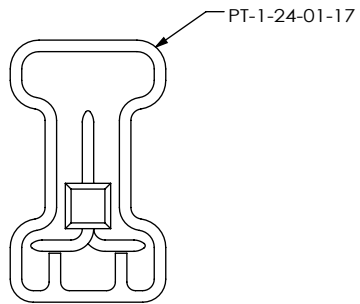
FIG 6
-P: PICK & PLACE PAD OPTION
MMT-110-01-X-XV-P SHOWN
(DIFFERENT AS SHOWN, OTHERWISE SAME AS FIG 1)



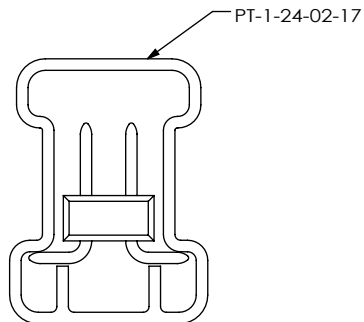
-DV



-SV



-SV
USE TP-24



-DV
USE TP-09

FIG 7
PACKAGING VIEW

BODY	POSITION	PAD	"A"	"B"
DV	2 THRU 7	PPP-28	.197 [5.00]	.315 [8.00]
DV	8 THRU 36	PPP-10	.250 [6.35]	.400 [10.16]
SV	ALL	PPP-11	.200 [5.08]	.400 [10.16]

PROPRIETARY NOTE
THIS DOCUMENT CONTAINS CONFIDENTIAL AND PROPRIETARY INFORMATION AND ALL DESIGN, MANUFACTURING, REPRODUCTION, USE, PATENT RIGHTS AND SALES RIGHTS ARE EXPRESSLY RESERVED BY SAMTEC, INC. THIS DOCUMENT SHALL NOT BE DISCLOSED, IN WHOLE OR PART, TO ANY UNAUTHORIZED PERSON OR ENTITY NOR REPRODUCED, TRANSFERRED OR INCORPORATED IN ANY OTHER PROJECT IN ANY MANNER WITHOUT THE EXPRESS WRITTEN CONSENT OF SAMTEC, INC.

DO NOT SCALE DRAWING

SHEET SCALE: 2:1

samtec

520 PARK EAST BLVD, NEW ALBANY, IN 47150
PHONE: 812-944-6733 FAX: 812-948-5047
e-Mail info@SAMTEC.com code 55322

DESCRIPTION:
2 mm TERMINAL SV/DV
DWG. NO.
MMT-1XX-XX-X-XV-XX-XX-XX
BY: GREG R 06/22/1992 SHEET 3 OF 3

X-ON Electronics

Largest Supplier of Electrical and Electronic Components

Click to view similar products for [Headers & Wire Housings](#) category:

Click to view products by [Samtec](#) manufacturer:

Other Similar products are found below :

[892-18-020-10-001101](#) [58102-G61-06LF](#) [582553-1](#) [0009485154](#) [009176003701906](#) [0050291907](#) [LY20-4P-DT1-P1E-BR](#) [02.125.8002.8](#)
[609-3404](#) [61062-3](#) [61082-181009](#) [622-3653LF](#) [63453-116](#) [636-1030](#) [636-1427](#) [636-3427](#) [636-4007](#) [641938-9](#) [641991-4](#) [644827-2](#) [65817-](#)
[010LF](#) [65817-015LF](#) [65863-015LF](#) [66207-023LF](#) [67095-007LF](#) [67601157](#) [68645-018](#) [68648-049](#) [70.362.1628.0](#) [70-4210](#) [70-4226B](#) [70-](#)
[4853B](#) [707-5020](#) [707-5028](#) [71.350.2428.0](#) [71918-208LF](#) [71961-016LF](#) [733-134](#) [733-162](#) [754199-000](#) [760-3052](#) [79531-3000](#) [FCN-](#)
[360C032-B](#) [FCN-367T-T012/H](#) [FCN-723D010/2](#) [80.063.4001.1](#) [800-90-001-10-001000](#) [800-90-010-10-002000](#) [801-43-002-10-013000](#)
[801-43-006-10-002000](#)