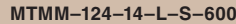

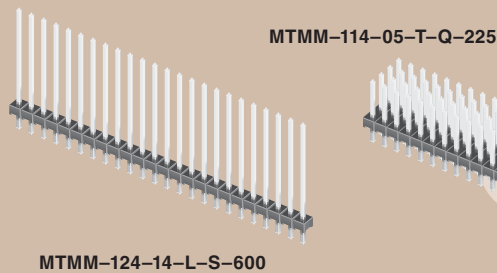




(2,00mm) .0787"

MTMM SERIES



MODIFIED THROUGH-HOLE HEADER

SPECIFICATIONS

For complete specifications see www.samtec.com?MTMM

Insulator Material:
Black Liquid Crystal Polymer



Terminal Material:
Phosphor Bronze

Plating:
Sn or Au over 50µ" (1,27µm) Ni

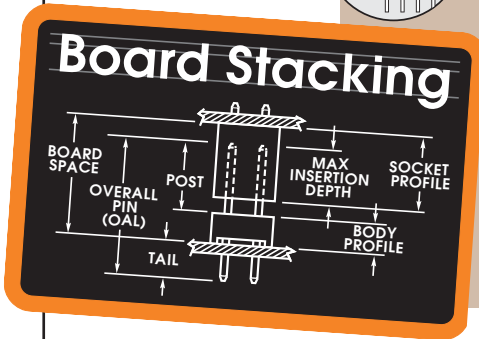
Current Rating:
3A @ 80°C ambient

Operating Temp Range:
-55°C to +105°C with Tin;
-55°C to +125°C with Gold

RoHS Compliant:
Yes

Lead-Free Solderable:
Yes

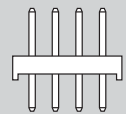
Mates with:
CLT, SQT, SQW, ESQT,
TLE, SMM, MMS, TCSD



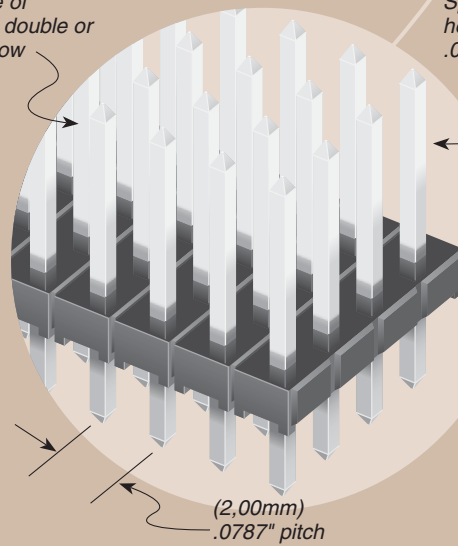
Choice of single, double or quad row

Specify post height in (0,13mm) .005" increments

ALSO AVAILABLE

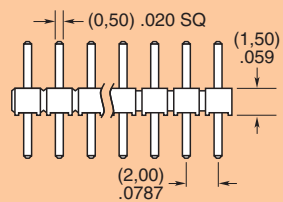
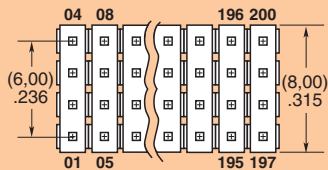

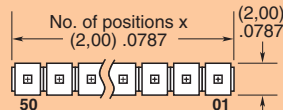


Paste In Hole (PIH) processing. Contact Samtec ASP Group.



MTMM - **1** **NO. PINS PER ROW** - **LEAD STYLE** - **PLATING OPTION** - **ROW OPTION** - **POST HEIGHT** - **OPTION**

01 thru 50



Specify **LEAD STYLE** from chart.

-L
= 10µ" (0,25µm)
Gold post,
Matte Tin on tail

-G
= 20µ" (0,51µm)
Gold post,
Gold flash on tail

-T
= Matte Tin

-S
= Single Row

-D
= Double Row

-Q
= Quad Row

-“XXX”
= Post Height in inches (0,13mm) .005" increments
Example:
-070
= (1,78mm) .070"

-“XXX”
= Polarized Position
Specify position of omitted pin

LEAD STYLE	OAL
-02	(6,48) .255
-03	(7,67) .302
-04	(8,20) .323
-05	(9,58) .377
-06	(10,08) .397
-07	(11,58) .456
-08	(12,09) .476
-09	(13,59) .535
-10	(14,10) .555
-11	(15,09) .594
-12	(15,60) .614
-13	(17,09) .673
-14	(19,08) .751
-15	(21,08) .830

Note: Other Gold plating options available. Contact Samtec.

Note: This Series is non-standard, non-returnable.

Due to technical progress, all designs, specifications and components are subject to change without notice.

WWW.SAMTEC.COM

X-ON Electronics

Largest Supplier of Electrical and Electronic Components

Click to view similar products for [Headers & Wire Housings](#) category:

Click to view products by [Samtec](#) manufacturer:

Other Similar products are found below :

[95000-104TRLF](#) [10135584-644402LF](#) [DF62W-EP2022PCA](#) [95000-106TRLF](#) [DF62W-2022SCA](#) [DF62W-EP2022PC](#) [2203348](#) [DF62W-2022SC](#) [1084018](#) [1029039](#) [1084017](#) [802-10-012-10-002000](#) [1112640](#) [1112639](#) [000-34000](#) [0009482033](#) [0009507031](#) [57102-S06-03LF](#) [57202-S52-04LF](#) [PCN6-15S-2.5E](#) [0039019024](#) [58102-G61-06LF](#) [582553-1](#) [0009485154](#) [0009508121](#) [0022285053](#) [0050291907](#) [018731A](#) [LY20-4P-DT1-P1E-BR](#) [02.125.8002.8](#) [60101931](#) [60598-1 \(Cut Strip\)](#) [M1625-3R/100](#) [61062-3](#) [61082-181009](#) [636-1427](#) [638009-1](#) [641938-9](#) [641991-4](#) [644168-1](#) [647662-1](#) [65039-019ELF](#) [65817-002LF](#) [65817-015LF](#) [65863-015LF](#) [66207-023LF](#) [67016-026LF](#) [67046-001LF](#) [67095-007LF](#) [67230-005LF](#)