




NRZ
25
Gbps



(0.635 mm) .025" PITCH • QMS/QFS SERIES

QMS
Board Mates:
QFS

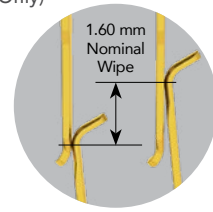
QFS
Board Mates:
QMS

QMS/QFS
Cable Mates:
6QCD

Standoffs:
SO, JSOM

QMS	PINS PER ROW NO. OF PAIRS	LEAD STYLE	PLATING OPTION	TYPE	A	OTHER OPTION
-----	---------------------------	------------	----------------	------	---	--------------

	-026, -052, -078 (52 total pins per bank = -D)	Specify LEAD STYLE from Chart	-L = 10 μm (0.25 μm) gold on contact, Matte Tin on tail (-05.75 & -06.75 Lead Style Only)	-D = Single-Ended		-K = (5.50 mm) .217" DIA Polyimide film Pick & Place Pad
	-016, -032, -048 (16 pairs per bank = -D-DP)		-SL = 10 μm (0.25 μm) gold on contact, Matte Tin on tail (-09.75 Lead Style Only)	-D-DP = Differential Pair		
	(-078 & -048 N/A with -09.75 Lead Style)					



PACKAGING OPTION

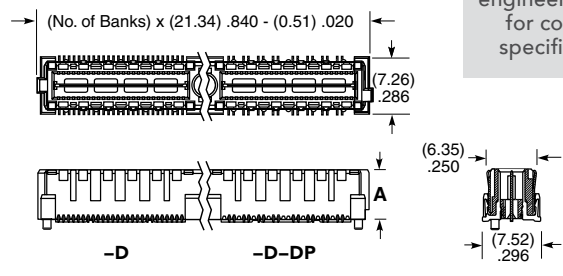
Tape & Reel Options (-TR & -FR) available. Visit series web page and view engineering prints for complete specifications.

SPECIFICATIONS

Insulator Material: Liquid Crystal Polymer
Contact & Ground Plane Material: Phosphor Bronze
Plating: Au over 50 μm (1.27 μm) Ni (Tin on Ground Plane Tail)
Current Rating: Contact: 2.6 A per pin (2 pins powered)
Ground Plane: 15.7 A per ground plane (1 ground plane powered)
Operating Temp Range: -55 °C to +125 °C
Voltage Rating: 300 VAC when mated

MATED HEIGHT*			
QMS LEAD STYLE	A	QFS LEAD STYLE	
		-4.25	-6.25
-05.75	(5.38) .212	10 mm	12 mm
-06.75	(6.35) .250	11 mm	13 mm
-09.75	(9.35) .368	14 mm	16 mm

*Processing conditions will affect mated height. See SO Series for board space tolerances.



PROCESSING

Lead-Free Solderable: Yes
QMS SMT Lead Coplanarity: (0.10 mm) .004" max (026-052) (0.15 mm) .006" max (078)*
 *(.004" stencil solution may be available; contact ipg@samtec.com)
QFS SMT Lead Coplanarity: (0.10 mm) .004" max (026-078)
Board Stacking: For applications requiring more than two connectors contact ipg@samtec.com

View complete specifications at: samtec.com?QMS

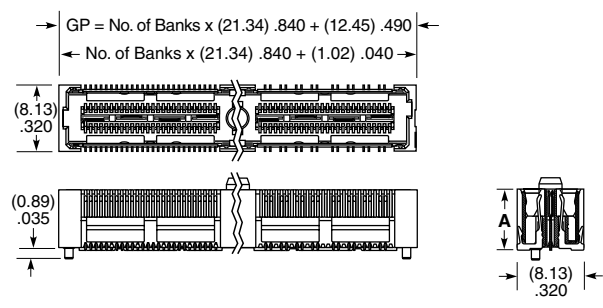
QFS	PINS PER ROW NO. OF PAIRS	LEAD STYLE	PLATING OPTION	TYPE	A	OTHER OPTION
-----	---------------------------	------------	----------------	------	---	--------------

	-026, -052, -078 (52 total pins per bank = -D)	Specify LEAD STYLE from Chart	-L = 10 μm (0.25 μm) gold on contact, Matte Tin on tail (-04.25 Lead Style only)	-D = Single-Ended		-GP = Guide Holes (-04.25 Lead Style only)
	-016, -032, -048 (16 pairs per bank = -D-DP)		-SL = 10 μm (0.25 μm) gold on contact, Matte Tin on tail (-06.25 Lead Style only)	-D-DP = Differential Pair (-04.25 Lead Style only)		

STANDARDS

SUMIT™
 PCI/104-Express™
 PCI/104-Express™ OneBank

Visit samtec.com/standards for more information, including mated heights and complete part numbers.



LEAD STYLE	A
-04.25	(7.44) .299
-06.25	(9.42) .371

PACKAGING OPTION

Tape & Reel Options (-TR & -FR) available. Visit series web page and view engineering prints for complete specifications.

Note: Some lengths, styles and options are non-standard, non-returnable.

View complete specifications at: samtec.com?QFS

See pg 46-47 for Right-Angle & Edge Mount options.

X-ON Electronics

Largest Supplier of Electrical and Electronic Components

Click to view similar products for [Board to Board & Mezzanine Connectors](#) category:

Click to view products by [Samtec](#) manufacturer:

Other Similar products are found below :

[589158040000018](#) [MDF7C-18P-2.54DSA\(55\)](#) [FCN-230C068-11](#) [FCN-268F012-G/BD](#) [FCN-268F036-G/BD](#) [FCN-268M012-G/0D](#) [FCN-268M024-G/1D](#) [FCN-723J004/1](#) [MIS-048-01-F-D-DP-K](#) [832-10-034-10-001000](#) [FX4C-80S-1.27DSA](#) [FCN-214Q030-G/0](#) [FCN-234P048-G/0](#) [FCN-235D050-G/C](#) [210-93-314-41-105000](#) [2-22603-0](#) [MDF7-40DP-2.54DSA\(55\)](#) [AXG720047](#) [5031084030](#) [MIT-114-03-F-D-K](#) [55323-1519](#) [DF33-2P-3.3DSA\(24\)](#) [YFT-20-05-H-03-SB-K](#) [503308-3040](#) [026-6203-PDB](#) [027-6203-PDB](#) [069159702701000](#) [10123981-102LF](#) [101A10019X](#) [55650-0588-C](#) [68684-306](#) [75140-7012](#) [194261-1](#) [FCN-268F024-G0D](#) [10124054-515LF](#) [68685-603](#) [8-1616154-3](#) [MIS-019-01-F-D](#) [541371078](#) [IL-WX-10PB-HF-B-E1000E](#) [FCN-268M024-G/3D](#) [20021832-06016C1LF](#) [KX15-20KLDL-E1000E](#) [MDF7-16DP-2.54DSA\(55\)](#) [AXE810124](#) [FCN-214J100-G/0](#) [FCN-230C068-E/S](#) [AXE812124](#) [AXE816124](#) [AXE720127](#)