

**QRF8-RA SERIES**

**(0.80 mm) .0315"**

# RIGHT-ANGLE GROUND PLANE SOCKET

## SPECIFICATIONS

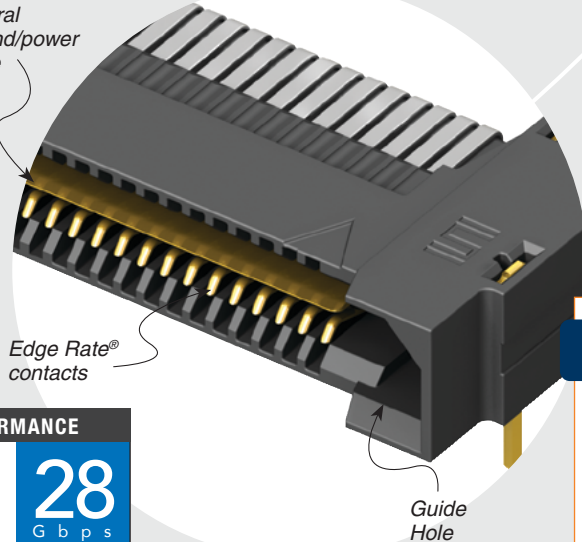
For complete specifications and recommended PCB layouts see [www.samtec.com?QRF8-RA](http://www.samtec.com?QRF8-RA)

- Insulator Material:**  
Black LCP
- Contact Material:**  
BeCu
- Ground Plane Material:**  
Phosphor Bronze
- Plating:**  
Au or Sn over  
50 μm (1.27 μm) Ni
- Current Rating (QRF8-RA/QRM8):**  
Contact:  
2.2 A per pin  
(2 pins powered)  
Ground Plane:  
8.6 A per ground plane  
(1 ground plane powered)
- Operating Temp Range:**  
-55 °C to +125 °C
- Voltage Rating:**  
230 VAC / 325 VDC
- RoHS Compliant:**  
Yes

**Board Mates:**  
QRM8 (-GP required)



Integral ground/power plane



**RUGGEDIZED**  
BY SAMTEC

- Edge Rate® contacts
- Increased contact wipe
- Integral guide post

## HIGH-SPEED CHANNEL PERFORMANCE

**QRM8-RA/QRF8-RA**

Rating based on Samtec reference channel.  
For full SI performance data visit [Samtec.com](http://Samtec.com)  
or contact [SIG@samtec.com](mailto:SIG@samtec.com)

**28**  
Gbps

## PROCESSING

- Lead-Free Solderable:**  
Yes
- SMT Lead Coplanarity:**  
(0.10 mm) .004" max (026-052)  
(0.15 mm) .006" max (078)\*  
\*(.004" stencil solution may be available; contact [IPG@samtec.com](mailto:IPG@samtec.com))

## RECOGNITIONS

For complete scope of recognitions see [www.samtec.com/quality](http://www.samtec.com/quality)



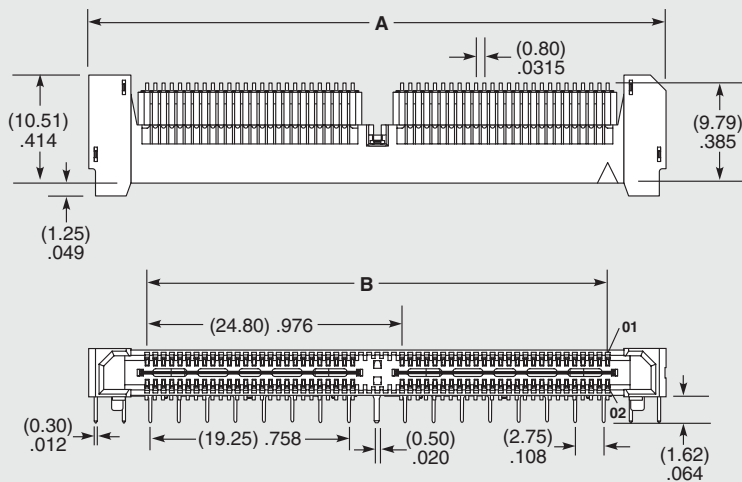
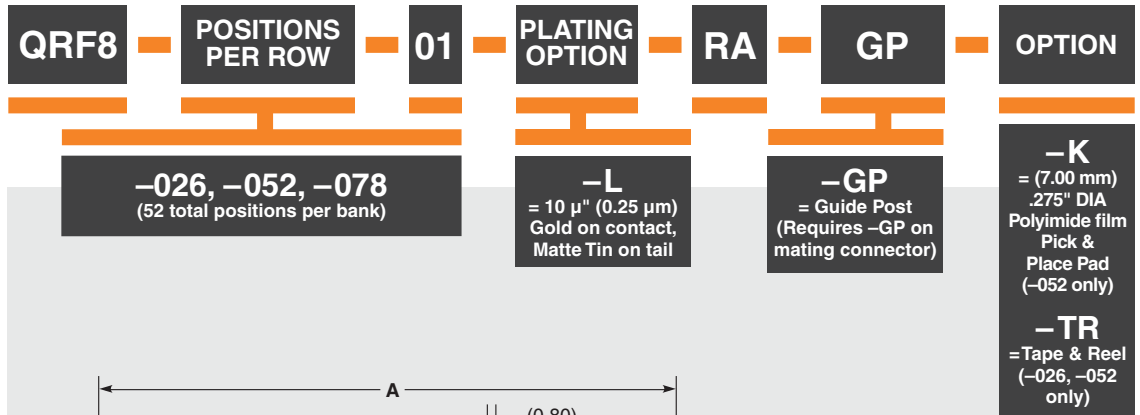
## ALSO AVAILABLE (MOQ Required)

- Other platings

**Notes:**  
Patented

For -GP (Guide Post option) to -GP (Guide Post option) mating.

Some lengths, styles and options are non-standard, non-returnable.



POSITIONS PER ROW	A	B
-026	(31.35) 1.234	(20.00) .787
-052	(56.15) 2.211	(44.80) 1.764
-078	(80.95) 3.187	(69.60) 2.740

## X-ON Electronics

Largest Supplier of Electrical and Electronic Components

*Click to view similar products for [samtec](#) manufacturer:*

Other Similar products are found below :

[MTMM-105-09-H-D-390](#) [YTW-20-07-H-6-520-110](#) [TW-10-08-H-D-616-107](#) [TW-15-08-H-D-600-080](#) [TW-30-08-H-D-616-107](#) [MTMM-108-05-H-D-220](#) [MTMM-120-06-H-D-180](#) [MTMM-103-05-H-D-220](#) [SSM-105-H-DV-A-P-TR](#) [ERCD-060-19.00-TEU-TBL-1-3](#) [SSQ-108-01-SM-S](#) [SSQ-105-01-SM-S](#) [ACD-185680-02](#) [ESQT-135-03-F-D-380](#) [FTSH-111-01-L-DV](#) [QTE-060-01-L-D-A](#) [MSAS-179-ZUGG-18](#) [MTMM-103-05-H-D-300](#) [MTMM-142-05-H-D-126](#) [MTSW-103-07-F-S-240](#) [MTSW-125-24-H-D-285](#) [ERF8-020-05.0-S-DV-K-TR](#) [IDMD-10-T-12.00-A-G-R](#) [IPL1-112-01-L-D-K](#) [IPL1-116-01-H-D](#) [SFM-107-02-S-D-LC](#) [SFML-115-01-S-D](#) [SFML-125-01-S-D](#) [LSHM-120-02.5-L-DV-A-N-K-TR](#) [ESQ-110-14-G-D](#) [ESQT-125-03-F-D-310](#) [ESQT-133-03-F-D-350](#) [SO-0515-01-01-02](#) [SQW-120-01-F-D-VS-A](#) [FJH-50-D-12.00-4](#) [CES-150-01-T-D](#) [QFS-052-01-SL-D-RA](#) [QTE-040-04-L-D-A](#) [QTH-020-04-F-D-DP-A-K-TR](#) [QTH-060-01-F-D-A](#) [QTH-090-04-L-D-A](#) [TCSD-10-S-05.00-01-F-N](#) [TFM-110-02-S-D](#) [TFM-115-02-L-DH](#) [TFM-120-12-S-D-LC](#) [TFML-140-02-S-D](#) [TLW-107-05-G-D](#) [BDL-136-T-E](#) [TSS-132-01-G-S](#) [TST-113-04-S-D-RA](#)