

(0.635 mm) .025" PITCH • QTS/QSS SERIES

QTS
Board Mates:
QSS

QSS
Board Mates:
QTS

QTS/QSS

Cable Mates:
SQCD

Standoffs:
SO



NO. OF POSITIONS PER ROW
-025, -050, -075
(50 total positions per bank)

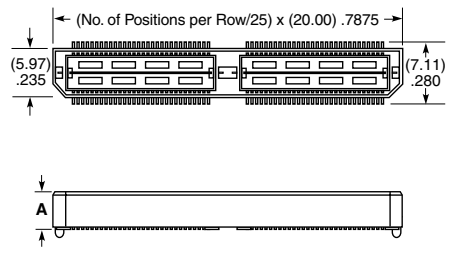
LEAD STYLE
Specify LEAD STYLE from Chart

PLATING OPTION
-F = Gold flash on contact, Matte Tin on tail
-L = 10 μm (0.25 μm) Gold on contact, Matte Tin on tail
-C = 50 μm (1.27 mm) Electro-Polished Selective Gold on contact, Matte Tin on tail (passes 10 year MFG testing)

OTHER OPTIONS
-K = (7.00 mm) .275" DIA Polyimide film Pick & Place Pad
-TR = Tape & Reel
-FR = Full Reel Tape & Reel (must order maximum quantity per reel; contact Samtec for quantity breaks)

SPECIFICATIONS

Insulator Material: Liquid Crystal Polymer
Contact Material: Phosphor Bronze
Plating: Au or Sn over 50 μm (1.27 μm) Ni
Current Rating: Contact: 1.8 A per pin (2 pins powered)
Ground Plane: 23.1 A per ground plane (1 ground plane powered)
Operating Temp Range: -55 °C to +125 °C
Voltage Rating: 285 VAC
Max Cycles: 100



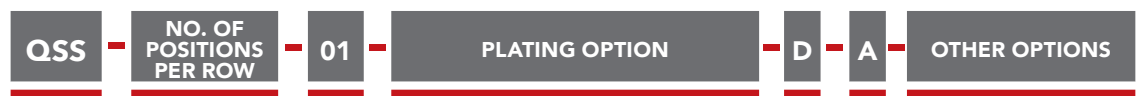
QTS LEAD STYLE	A	MATED HEIGHT WITH QSS
-01	(4.27) .168	(5.00) .197
-02	(7.26) .286	(8.00) .315

*Processing conditions will affect mated height. See SO Series for board space tolerances.

View complete specifications at: samtec.com?QTS

PROCESSING

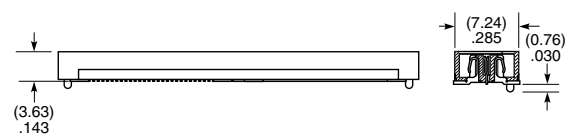
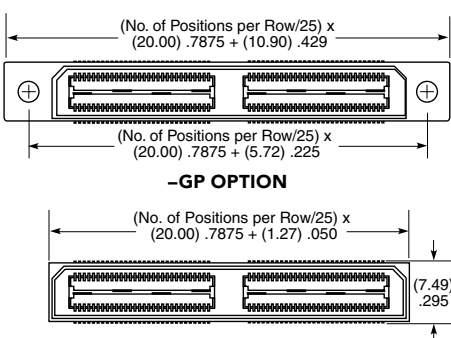
Lead-Free Solderable: Yes
QTS SMT Lead Coplanarity: (0.10 mm) .004" max (025-075)
QSS SMT Lead Coplanarity: (0.10 mm) .004" max (025-050) (0.15 mm) .006" max (075)* *(.004" stencil solution may be available; contact ipg@samtec.com)
Board Stacking: For applications requiring more than two connectors contact ipg@samtec.com



NO. OF POSITIONS PER ROW
-025, -050, -075
(50 total positions per bank)

PLATING OPTION
-F = Gold flash on contact, Matte Tin on tail
-L = 10 μm (0.25 μm) Gold on contact, Matte Tin on tail
-C = 50 μm (1.27 mm) Electro-Polished Selective Gold on contact, Matte Tin on tail (passes 10 year MFG testing)

OTHER OPTIONS
-GP = Guide Holes for mating with QTS-RA
-K = (8.25 mm) .325" DIA Polyimide Film Pick & Place Pad
-TR = Tape & Reel
-FR = Full Reel Tape & Reel (must order maximum quantity per reel; contact Samtec for quantity breaks)



See pg 46-47 for Right-Angle & Edge Mount options.

Note: Some lengths, styles and options are non-standard, non-returnable.

View complete specifications at: samtec.com?QSS

X-ON Electronics

Largest Supplier of Electrical and Electronic Components

Click to view similar products for [Board to Board & Mezzanine Connectors](#) category:

Click to view products by [Samtec](#) manufacturer:

Other Similar products are found below :

[589158040000018](#) [FCN-230C068-11](#) [FCN-268F012-G/BD](#) [FCN-268F036-G/BD](#) [FCN-268M012-G/0D](#) [FCN-268M024-G/1D](#) [FCN-723J004/1](#) [MIS-048-01-F-D-DP-K](#) [832-10-034-10-001000](#) [FX4C-80S-1.27DSA](#) [FCN-214Q030-G/0](#) [FCN-234P048-G/0](#) [FCN-235D050-G/C](#) [210-93-314-41-105000](#) [2-22603-0](#) [MDF7-40DP-2.54DSA\(55\)](#) [AXG720047](#) [5031084030](#) [MIT-114-03-F-D-K](#) [55323-1519](#) [DF33-2P-3.3DSA\(24\)](#) [YFT-20-05-H-03-SB-K](#) [503308-3040](#) [026-6203-PDB](#) [027-6203-PDB](#) [069159702701000](#) [10123981-102LF](#) [101A10019X](#) [55650-0588-C](#) [68684-306](#) [75140-7012](#) [589159005003045](#) [194261-1](#) [FCN-268F024-G0D](#) [10124054-515LF](#) [68685-603](#) [8-1616154-3](#) [MIS-019-01-F-D](#) [589159005002045](#) [541371078](#) [IL-WX-10PB-HF-B-E1000E](#) [FCN-268M024-G/3D](#) [20021832-06016C1LF](#) [KX15-20KLDL-E1000E](#) [MDF7-16DP-2.54DSA\(55\)](#) [AXE810124](#) [FCN-214J100-G/0](#) [FCN-230C068-E/S](#) [AXE812124](#) [AXE816124](#)