

Pb THIS PRODUCT MANUFACTURED WITH LEAD-FREE PROCESSING

DESIGNED & DIMENSIONED IN MILLIMETERS [INCHES]

DO NOT SCALE FROM THIS PRINT

RF058-XXXXX-XXXXXX-XXXX

CABLE CALLOUT
058: RG-58 CABLE (CCA-058)

END 1 CONNECTOR
(SEE TABLE 3, SHT 2)

END 2 CONNECTOR OR PREPARATION
(SEE TABLE 3, SHT 2)

OVERALL ASSEMBLY LENGTH (OAL)
XXXX (MILLIMETERS) (0100 MIN)
(SEE NOTE 8)

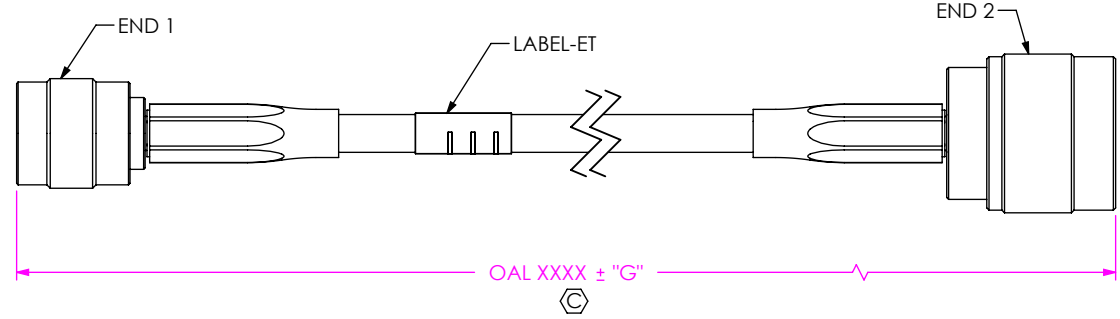


FIG 1
RF058-05SR3-06SP2-XXXX SHOWN

TABLE 2	
OVERALL LENGTH	"G"
0100-0200 [3.92-7.87]	+3.0 [.12]/-0.0 [.00]
0200-0500 [7.87-19.69]	+5.0 [.20]/-0.0 [.00]
0500-1100 [19.69-43.30]	+10.0 [.40]/-0.0 [.00]
>1100 [43.30]	± 1%

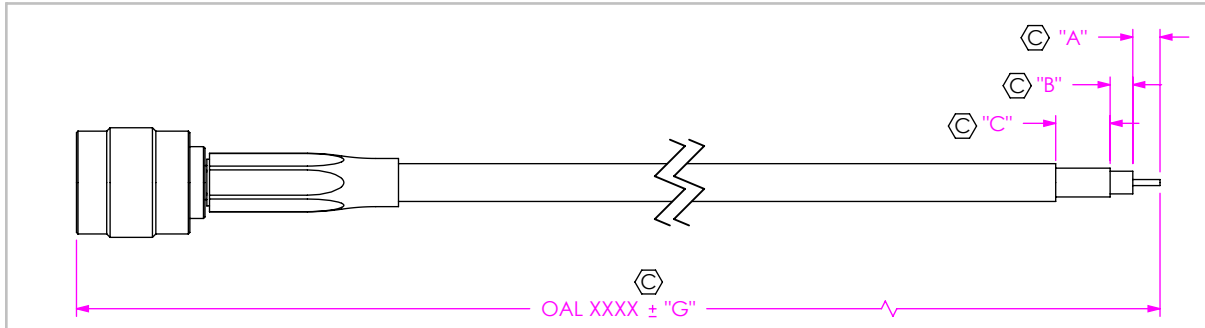


FIG 2
RF058-05SR3-172849-XXXX SHOWN (SEE NOTE 5 & 7)

"C" (FORMAT: X.X)
"B" (FORMAT: X.X)
"A" (FORMAT: X.X)

DO NOT LEAVE ANY SPACE BLANK,
EACH MUST CONTAIN A
NUMERIC CHARACTER 0 THRU 9.

NOTES:

1. (C) REPRESENTS A CRITICAL DIMENSION.
2. ASSEMBLY TO BE 100% TESTED FOR OPENS, SHORTS & HI-POT TESTED (PER TABLE 1, AC OR DC), THE HI-POT VOLTAGE FOR THE ASSEMBLY SHOULD BE SET TO THE END OPTION WITH THE LOWEST TEST VOLTAGE RATING.
3. AFTER FINAL ELECTRICAL TEST, LABEL EACH CABLE ASSEMBLY WITH 1 LABEL-ET.
4. FINISHED ASSEMBLIES TO BE PACKAGED PER PACKAGING STANDARD CO-RF-WI-3040-M. ASSEMBLIES WITH LOCKWASHERS, NUTS, AND GASKETS TO BE SHIPPED KITTED AS ONE ASSEMBLY PER BAG, UNASSEMBLED.
5. DIM "A", "B", AND "C" HAVE A MINIMUM VALUE OF 0.0mm & A MAXIMUM VALUE OF 9.9mm.
6. CONNECTORS TO BE ORIENTED ACCORDING TO CO-RF-WI-3048-M.
7. FOR STRIPPED AND TINNED OPTION, ONLY THE CENTER CONDUCTOR IS TINNED.
8. CABLE LENGTHS LONGER THAN 1000 MILLIMETERS ARE NOT SUPPORTED BY S.I. TEST DATA.

F:\DWG\MISC\MKTG\RF058-XXXXX-XXXXXX-XXXX-MKT.SLDDRW

UNLESS OTHERWISE SPECIFIED, DIMENSIONS ARE IN MILLIMETERS [INCHES].
TOLERANCES ARE:
DECIMALS ANGLES
.X: ±0.3 [.01] 2°
.XX: ±0.13 [.005]
.XXX: ±0.051 [.0020]

PROPRIETARY NOTE
* THIS DOCUMENT CONTAINS CONFIDENTIAL AND PROPRIETARY INFORMATION AND ALL DESIGN, MANUFACTURING, REPRODUCTION, USE, PATENT RIGHTS AND SALES RIGHTS ARE EXPRESSLY RESERVED BY SAMTEC, INC. THIS DOCUMENT SHALL NOT BE DISCLOSED, IN WHOLE OR PART, TO ANY UNAUTHORIZED PERSON OR ENTITY NOR REPRODUCED, TRANSFERRED OR INCORPORATED IN ANY OTHER PROJECT IN ANY MANNER WITHOUT THE EXPRESS WRITTEN CONSENT OF SAMTEC, INC.

MATERIAL: DO NOT SCALE DRAWING SHEET SCALE: 2:1
NUTS, LOCK WASHERS, SHELLS, FERRULES, CONTACTS: BRASS
INSULATORS: PTFE
GASKETS: SILICONE
RINGS: STAINLESS STEEL

520 PARK EAST BLVD, NEW ALBANY, IN 47150
PHONE: 812-944-6733 FAX: 812-948-5047
e-Mail info@SAMTEC.com code 55322

DESCRIPTION: RF058 CABLE ASSEMBLY

DWG. NO. RF058-XXXXX-XXXXXX-XXXX

BY: TIM P. 5/6/2005 SHEET 1 OF 7

TABLE 3

END 2 OPTION	SERIES	GENDER	CONFIGURATION	PLATING			FIGURE
				CENTER CONTACT	OUTER CONTACT	OTHER COMPONENTS	
-05SR3	TNC	REVERSE POLARITY PLUG	STRAIGHT	10µ" GOLD	100µ" NICKEL	100µ" NICKEL	SHT 3, FIG 3
-06SP2	NTPE	PLUG	STRAIGHT	30µ" GOLD	100µ" NICKEL	100µ" NICKEL	SHT 3, FIG 4
-06SP3	NTPE	PLUG	STRAIGHT	10µ" GOLD	100µ" NICKEL	100µ" NICKEL	
-01BJ1	SMA	JACK	STRAIGHT BULKHEAD	30µ" GOLD	3µ" GOLD	3µ" GOLD	SHT 4, FIG 5
-01BJ7	SMA	JACK	STRAIGHT BULKHEAD	10µ" GOLD	3µ" GOLD	3µ" GOLD	
-01SB1	SMA	JACK	SEALED STRAIGHT BULKHEAD	30µ" GOLD	3µ" GOLD	3µ" GOLD	SHT 4, FIG 6
-01SB7	SMA	JACK	SEALED STRAIGHT BULKHEAD	10µ" GOLD	3µ" GOLD	3µ" GOLD	
-01SP1	SMA	PLUG	STRAIGHT	30µ" GOLD	3µ" GOLD	3µ" GOLD	SHT 5, FIG 7
-01SP7	SMA	PLUG	STRAIGHT	10µ" GOLD	3µ" GOLD	3µ" GOLD	
*-SING	SINGLE ENDED	-	-	-	-	-	-
*-XXXXXX	STRIPPED & TINNED	-	-	-	-	-	SHT 1, FIG 2

* = END OPTION ONLY

TABLE 1

END OPTION	SUBTRACTOR	STRIP DIMENSIONS			HEAT SHRINK TUBE	HI POT		
		"Y"	"A"	"D"		"E"	"DC"	"AC"
-05SR3		9.2 [0.36]	5.3 [0.21]	8.7 [0.34]	16.8 [0.66]	20.00 [0.787]	1000	1400
-06SP2	15.3 [0.60]	3.6 [0.14]	6.6 [0.26]	13.8 [0.54]	25.00 [0.984]	1000	1400	
-06SP3								
-01BJ1	8.7 [0.34]	2.5 [0.10]	6.4 [0.25]	15.5 [0.61]	20.00 [0.787]	1000	1000	
-01BJ7								
-01SB1	8.7 [0.34]	2.5 [0.10]	6.4 [0.25]	15.5 [0.61]	20.00 [0.787]	1000	1000	
-01SB7								
-01SP1	5.2 [0.20]	3.0 [0.12]	4.0 [0.16]	13.0 [0.51]	20.00 [0.787]	1000	1000	
-01SP7								
*-SING	0.0 [0.00]	-	-	-	N/A	1000	N/A	
*-XXXXXX	0.0 [0.00]	"A"	"A" + "B"	"A" + "B" + "C"	N/A	1000	N/A	

* = END 2 OPTION ONLY

PROPRIETARY NOTE
 THIS DOCUMENT CONTAINS CONFIDENTIAL AND PROPRIETARY INFORMATION AND ALL DESIGN, MANUFACTURING, REPRODUCTION, USE, PATENT RIGHTS AND SALES RIGHTS ARE EXPRESSLY RESERVED BY SAMTEC, INC. THIS DOCUMENT SHALL NOT BE DISCLOSED, IN WHOLE OR PART, TO ANY UNAUTHORIZED PERSON OR ENTITY NOR REPRODUCED, TRANSFERRED OR INCORPORATED IN ANY OTHER PROJECT IN ANY MANNER WITHOUT THE EXPRESS WRITTEN CONSENT OF SAMTEC, INC.

DO NOT SCALE DRAWING

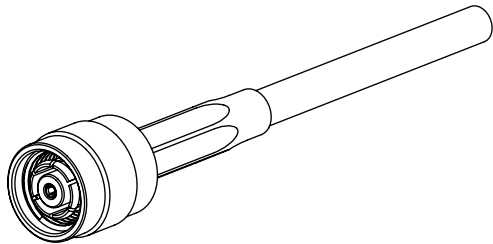
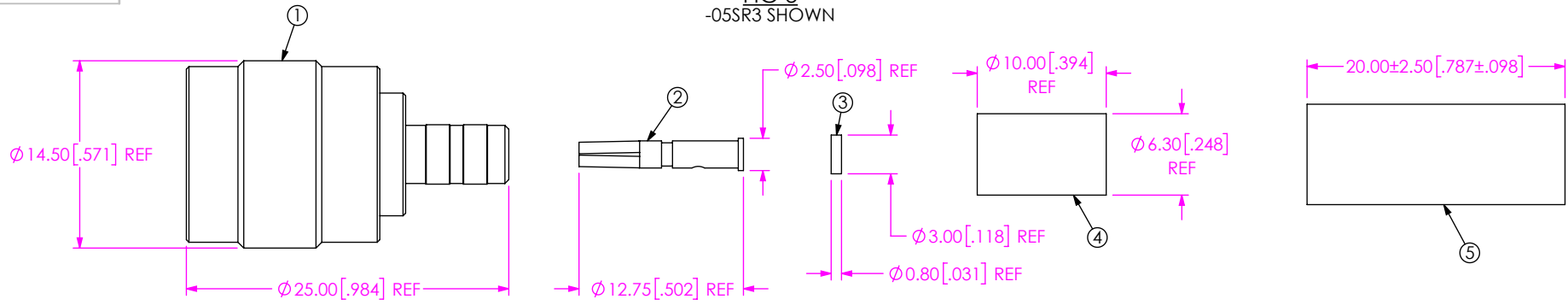
SHEET SCALE: 10:1



520 PARK EAST BLVD, NEW ALBANY, IN 47150
 PHONE: 812-944-6733 FAX: 812-948-5047
 e-Mail info@SAMTEC.com code 55322

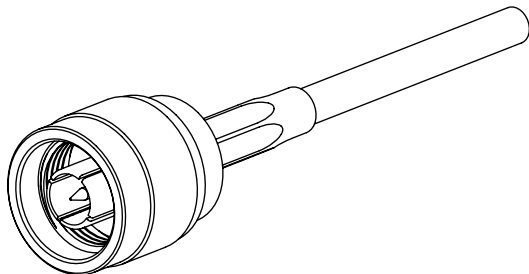
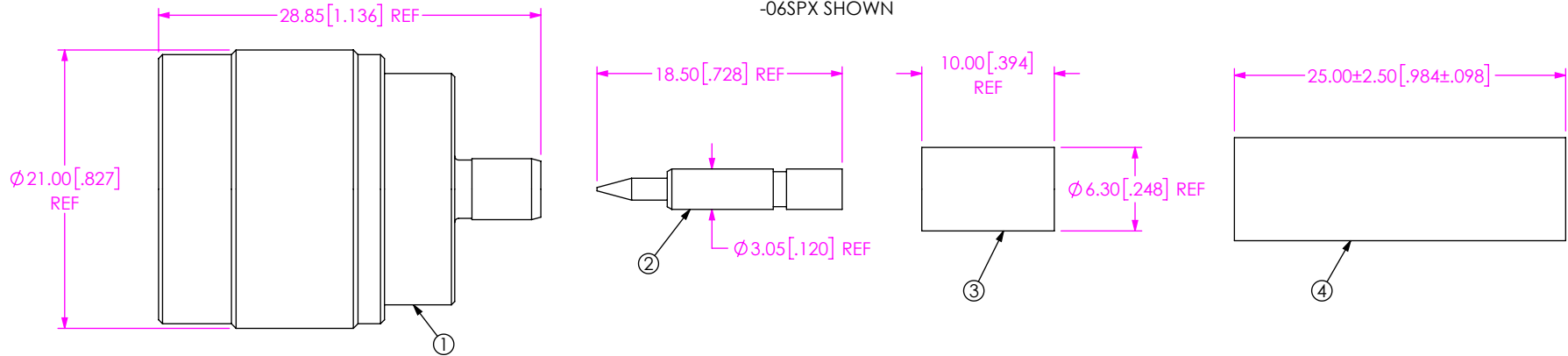
DESCRIPTION: RF058 CABLE ASSEMBLY
 DWG. NO. RF058-XXXXX-XXXXXX-XXXX
 BY: TIM P. 5/6/2005 SHEET 2 OF 7

FIG 3
-05SR3 SHOWN



BOM		
ITEM	COMPONENT	-05SR3
1	SUB ASSEMBLY	SUB-TNC-P-C-N-SR-C10
2	SOCKET	TNC-SKT-002-G
3	INSULATOR	TNC-INS-002
4	FERRULE	TNC-FER-003-N
5	HEAT SHRINK TUBE	HST-0.250-02-BLK

FIG 4
-06SPX SHOWN



BOM			
ITEM	COMPONENT	-06SP2	-06SP3
1	SUB ASSEMBLY	SUB-NTPE-P-C-N-ST-C10	
2	PIN	NTPE-PIN-002-H	NTPE-PIN-002-G
3	FERRULE	TNC-FER-003-N	
4	HEAT SHRINK TUBE	HST-0.250-02-BLK	

PROPRIETARY NOTE
 THIS DOCUMENT CONTAINS CONFIDENTIAL AND PROPRIETARY INFORMATION AND ALL DESIGN, MANUFACTURING, REPRODUCTION, USE, PATENT RIGHTS AND SALES RIGHTS ARE EXPRESSLY RESERVED BY SAMTEC, INC. THIS DOCUMENT SHALL NOT BE DISCLOSED, IN WHOLE OR PART, TO ANY UNAUTHORIZED PERSON OR ENTITY NOR REPRODUCED, TRANSFERRED OR INCORPORATED IN ANY OTHER PROJECT IN ANY MANNER WITHOUT THE EXPRESS WRITTEN CONSENT OF SAMTEC, INC.

DO NOT SCALE DRAWING
 SHEET SCALE: 2:1



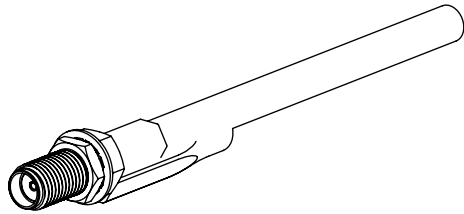
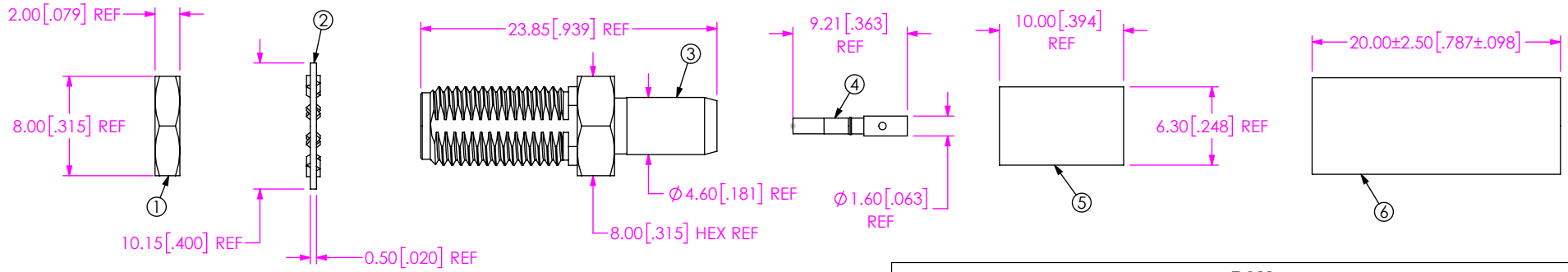
520 PARK EAST BLVD, NEW ALBANY, IN 47150
 PHONE: 812-944-6733 FAX: 812-948-5047
 e-Mail info@SAMTEC.com code 55322

DESCRIPTION: RF058 CABLE ASSEMBLY

DWG. NO. RF058-XXXXX-XXXXXX-XXXX

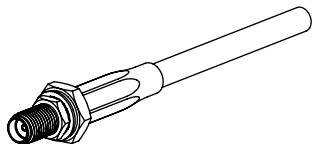
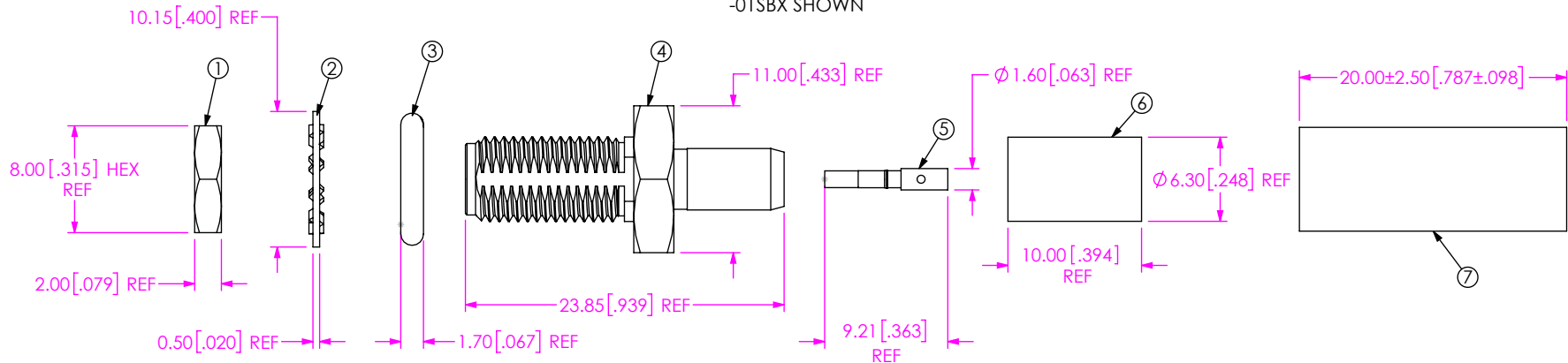
BY: TIM P. 5/6/2005 SHEET 3 OF 7

FIG 5
-01BJX SHOWN



BOM			
ITEM	COMPONENT	-01BJ1	-01BJ7
1	HEX NUT	SMA-NUT-001-F	
2	LOCK WASHER	SMA-LWAS-001-F	
3	SUB ASSEMBLY	SUB-SMA-J-C-F-ST-B10	
4	SOCKET	SMA-J-C-H-ST-B10-SKT	SMA-J-C-G-ST-B10-SKT
5	FERRULE	TNC-FER-003-F	
6	HEAT SHRINK TUBE	HST-0.250-02-BLK	

FIG 6
-01SBX SHOWN



BOM			
ITEM	COMPONENT	-01SB1	-01SB7
1	HEX NUT	SMA-NUT-001-F	
2	LOCK WASHER	SMA-LWAS-001-F	
3	GASKET	SMA-GKT-002	
4	SUB ASSEMBLY	SUB-SMA-J-C-F-ST-S10	
5	SOCKET	SMA-J-C-H-ST-B10-SKT	SMA-J-C-G-ST-B10-SKT
6	FERRULE	TNC-FER-003-F	
7	HEAT SHRINK TUBE	HST-0.250-02-BLK	

PROPRIETARY NOTE
THIS DOCUMENT CONTAINS CONFIDENTIAL AND PROPRIETARY INFORMATION AND ALL DESIGN, MANUFACTURING, REPRODUCTION, USE, PATENT RIGHTS AND SALES RIGHTS ARE EXPRESSLY RESERVED BY SAMTEC, INC. THIS DOCUMENT SHALL NOT BE DISCLOSED, IN WHOLE OR PART, TO ANY UNAUTHORIZED PERSON OR ENTITY NOR REPRODUCED, TRANSFERRED OR INCORPORATED IN ANY OTHER PROJECT IN ANY MANNER WITHOUT THE EXPRESS WRITTEN CONSENT OF SAMTEC, INC.



520 PARK EAST BLVD, NEW ALBANY, IN 47150
PHONE: 812-944-6733 FAX: 812-948-5047
e-Mail: info@SAMTEC.com code 55322

DO NOT SCALE DRAWING

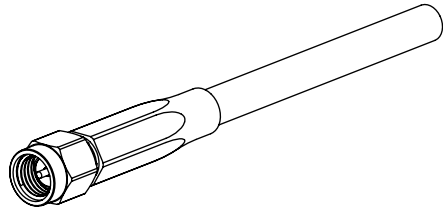
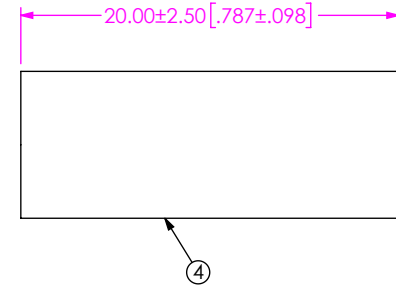
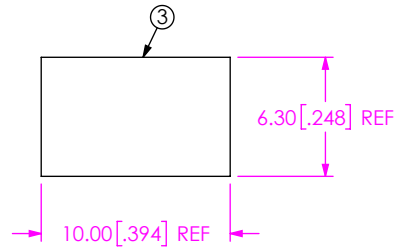
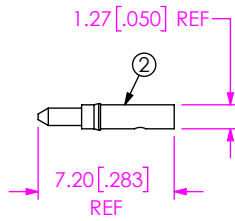
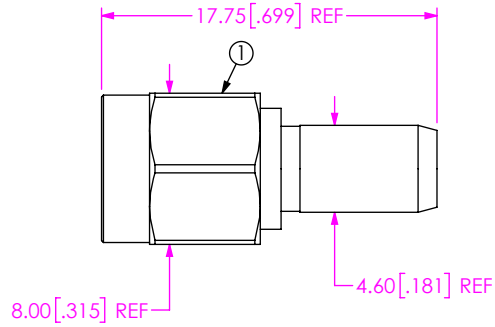
SHEET SCALE: 2:1

DESCRIPTION: RF058 CABLE ASSEMBLY

DWG. NO. RF058-XXXXX-XXXXXX-XXXX

BY: TIM P. 5/6/2005 SHEET 4 OF 7

FIG 7
-01SPX SHOWN



BOM			
ITEM	COMPONENT	-01SP1	-01SP7
1	SUB ASSEMBLY	SUB-SMA-P-C-F-ST-C10	
2	PIN	SMA-PIN-010-H	SMA-PIN-010-G
3	FERRULE	TNC-FER-003-F	
4	HEAT SHRINK TUBE	HST-0.250-02-BLK	

PROPRIETARY NOTE
 THIS DOCUMENT CONTAINS CONFIDENTIAL AND PROPRIETARY INFORMATION AND ALL DESIGN, MANUFACTURING, REPRODUCTION, USE, PATENT RIGHTS AND SALES RIGHTS ARE EXPRESSLY RESERVED BY SAMTEC, INC. THIS DOCUMENT SHALL NOT BE DISCLOSED, IN WHOLE OR PART, TO ANY UNAUTHORIZED PERSON OR ENTITY NOR REPRODUCED, TRANSFERRED OR INCORPORATED IN ANY OTHER PROJECT IN ANY MANNER WITHOUT THE EXPRESS WRITTEN CONSENT OF SAMTEC, INC.



520 PARK EAST BLVD, NEW ALBANY, IN 47150
 PHONE: 812-944-6733 FAX: 812-948-5047
 e-Mail info@SAMTEC.com code 55322

DO NOT SCALE DRAWING

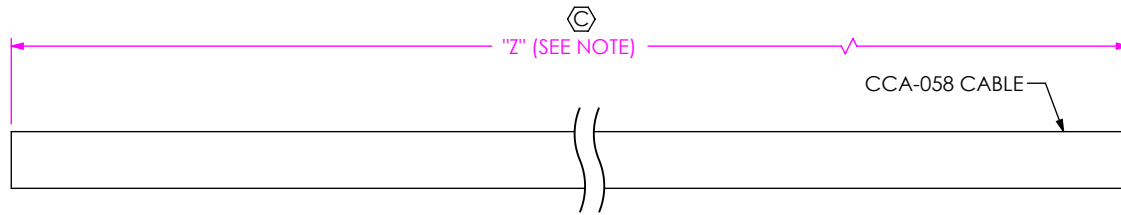
SHEET SCALE: 2.5:1

DESCRIPTION: RF058 CABLE ASSEMBLY

DWG. NO. RF058-XXXXX-XXXXXX-XXXX

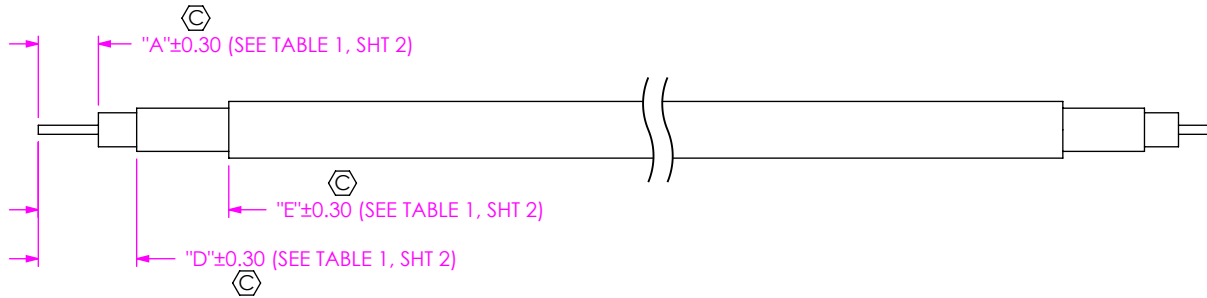
BY: TIM P. 5/6/2005 SHEET 5 OF 7

IN PROCESS 1
CUT CABLE TO LENGTH

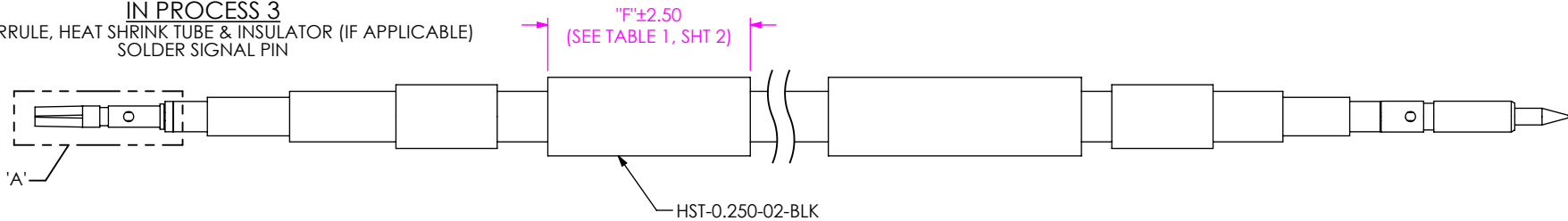


NOTE: "Z" = 2 * OAL - 2 * ["Y"(END 1)] (FOR -SING OR -XXXXXX OPTIONS)
 "Z" = OAL - "Y"(END 1) - "Y"(END 2) (FOR DOUBLE ENDED OPTIONS)

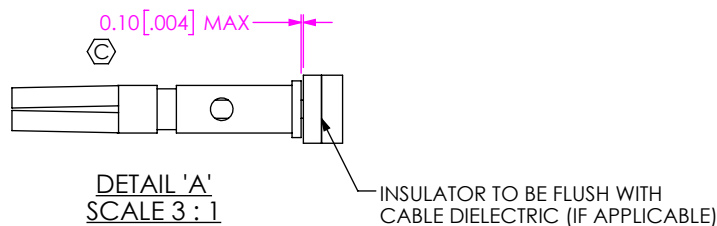
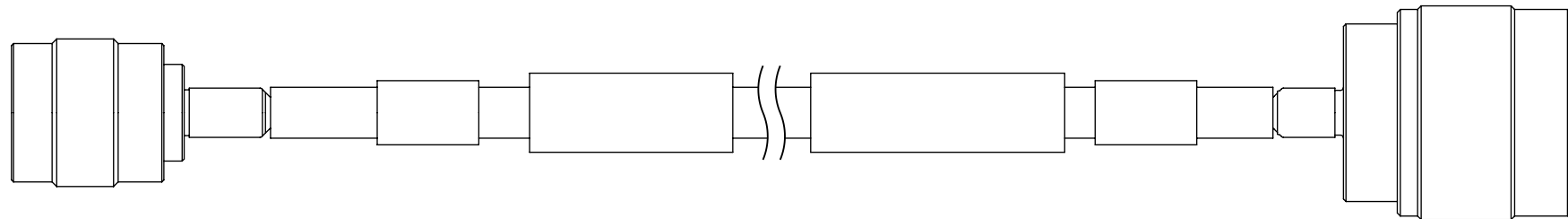
IN PROCESS 2
STRIP AND TIN INNER CONDUCTOR



IN PROCESS 3
ADD FERRULE, HEAT SHRINK TUBE & INSULATOR (IF APPLICABLE)
SOLDER SIGNAL PIN



IN PROCESS 4
FLARE SHIELD,
ADD SUB ASSEMBLY
(SEE NOTE 6)



PROPRIETARY NOTE
 THIS DOCUMENT CONTAINS CONFIDENTIAL AND PROPRIETARY INFORMATION AND ALL DESIGN, MANUFACTURING, REPRODUCTION, USE, PATENT RIGHTS AND SALES RIGHTS ARE EXPRESSLY RESERVED BY SAMTEC, INC. THIS DOCUMENT SHALL NOT BE DISCLOSED, IN WHOLE OR PART, TO ANY UNAUTHORIZED PERSON OR ENTITY NOR REPRODUCED, TRANSFERRED OR INCORPORATED IN ANY OTHER PROJECT IN ANY MANNER WITHOUT THE EXPRESS WRITTEN CONSENT OF SAMTEC, INC.

DO NOT SCALE DRAWING
 SHEET SCALE: 1.5:1



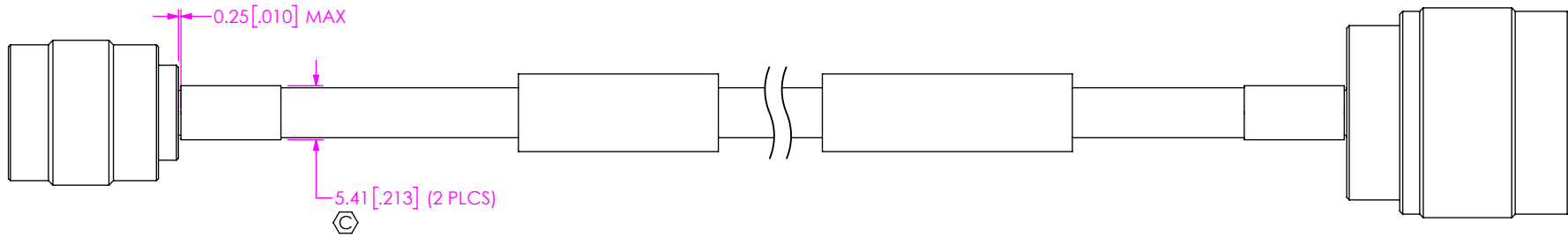
520 PARK EAST BLVD, NEW ALBANY, IN 47150
 PHONE: 812-944-6733 FAX: 812-948-5047
 e-Mail: info@SAMTEC.com code 55322

DESCRIPTION:
 RF058 CABLE ASSEMBLY

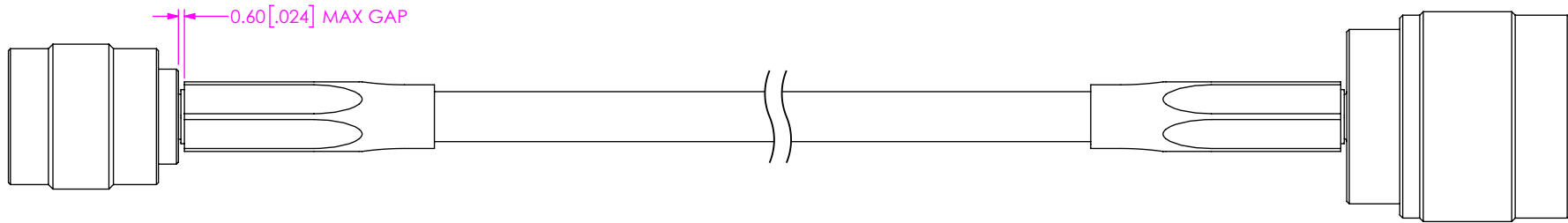
DWG. NO.
 RF058-XXXXX-XXXXXX-XXXX

BY: TIM P. 5/6/2005 SHEET 6 OF 7

IN PROCESS 5
CRIMP FERRULE



IN PROCESS 6
ACTIVATE HEAT SHRINK



F:\DWG\MISC\MKTG\RF058-XXXX-XXXX-XXXX-MKT.SLDDRW

PROPRIETARY NOTE
 * THIS DOCUMENT CONTAINS CONFIDENTIAL AND PROPRIETARY INFORMATION AND ALL DESIGN, MANUFACTURING, REPRODUCTION, USE, PATENT RIGHTS AND SALES RIGHTS ARE EXPRESSLY RESERVED BY SAMTEC, INC. THIS DOCUMENT SHALL NOT BE DISCLOSED, IN WHOLE OR PART, TO ANY UNAUTHORIZED PERSON OR ENTITY NOR REPRODUCED, TRANSFERRED OR INCORPORATED IN ANY OTHER PROJECT IN ANY MANNER WITHOUT THE EXPRESS WRITTEN CONSENT OF SAMTEC, INC. *



520 PARK EAST BLVD, NEW ALBANY, IN 47150
 PHONE: 812-944-6733 FAX: 812-948-5047
 e-Mail info@SAMTEC.com code 55322

DO NOT SCALE DRAWING

SHEET SCALE: 1.5:1

DESCRIPTION: RF058 CABLE ASSEMBLY

DWG. NO. RF058-XXXX-XXXX-XXXX

BY: TIM P. 5/6/2005 SHEET 7 OF 7

X-ON Electronics

Largest Supplier of Electrical and Electronic Components

Click to view similar products for [RF Cable Assemblies](#) category:

Click to view products by [Samtec](#) manufacturer:

Other Similar products are found below :

[73-6352-10](#) [73-6353-3](#) [73-6364-6](#) [R285001001](#) [R288940004](#) [145111-05-12.00](#) [1661-C-24](#) [1801171170914KE](#) [24P104C24J1-012](#)
[24P104C24P1-006](#) [24P104C24P1-018](#) [24P204C24J1-003](#) [172-2150-EX](#) [1800920920914PJ](#) [FCB-3030-ALT](#) [21117-046](#) [21117-050](#) [PCX-24-](#)
[50](#) [24P103C24P2-003](#) [25P203C25P2-003](#) [PTWY-24-78](#) [R284008001](#) [R285001021](#) [R285426000](#) [R288940003](#) [R288940008](#) [4814-BB-24](#)
[5260-72](#) [JT2N1-CL1-1F](#) [DLP-COAX1](#) [4814-K-48](#) [115101-09-06.00](#) [MXHT83QE3000](#) [CCNTN2-MM-LL335-26](#) [73-6351-25](#) [73-6352-3](#) [73-](#)
[6353-25](#) [1800920920610PJ](#) [GD0BQ0BQ024.0](#) [1-3636-600-5210](#) [TL8A-11SMA-11SMA-01500-51](#) [R284C0351060](#) [R288940009](#)
[R284C0351028](#) [R288940002](#) [9702-1SL-1](#) [PT82NSMA](#) [73-6353-10](#) [R285020301W](#) [PCX-18-50](#)