


SEARRAY™ .8mm

ULTRA HIGH-DENSITY, HIGH-SPEED OPEN-PIN-FIELD ARRAYS

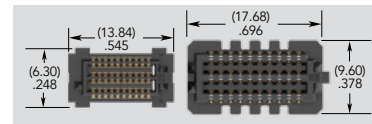
(0.80 mm) .0315" PITCH



| | |
|------------|------------|
| NRZ | PAM4 |
| 28 Gbps | 56 Gbps |

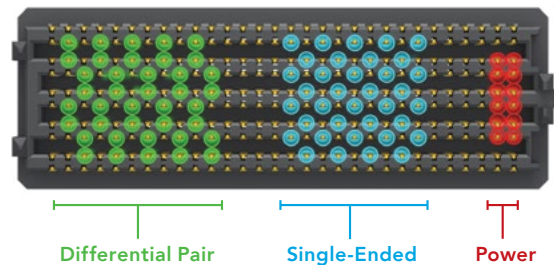
FEATURES & BENEFITS

- 0.80 mm (.0315") pitch grid
- 50% board space savings versus .050" (1.27 mm) pitch arrays
- Performance up to 28 Gbps NRZ/56 Gbps PAM4
- Rugged Edge Rate® contact system
- Up to 500 I/Os
- 7 mm and 10 mm stack heights
- Solder charge terminations for ease of processing
- Lower insertion/withdrawal forces



0.80 mm pitch vs. 1.27 mm pitch
(60 pins shown)

MAXIMUM GROUNDING & ROUTING FLEXIBILITY




KEY SPECIFICATIONS

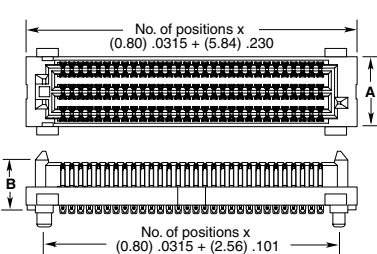
| PITCH | STACK HEIGHTS | TOTAL PINS | INSULATOR MATERIAL | CONTACT MATERIAL | PLATING | CURRENT RATING | LEAD-FREE SOLDERABLE |
|---------|---------------|----------------|--------------------|------------------|----------------------------------|---|----------------------|
| 0.80 mm | 7 mm & 10 mm | up to 500 I/Os | Black LCP | Copper Alloy | Au or Sn over 50 μ" (1.27 μm) Ni | 1.3 A per pin (10 adjacent pins powered) | Yes |

(0.80 mm) .0315" PITCH • ULTRA HIGH-DENSITY ARRAYS

| SERIES | NO. PINS PER ROW | LEAD STYLE | PLATING OPTION | NO. OF ROWS | SOLDER TYPE | OPTION | "X"R |
|-------------------|-------------------------------|--|--|--------------------------|---|--|--|
| SEAM8 Terminal | -10, -20, -30, -40, -50 | -S02.0 = 2 mm Body Height (SEAM8 only) | -L = 10 μ" (0.25 μm) Gold on contact area, Matte Tin on solder tail | -04 -06 -08 -10 | -1 = Tin/Lead Alloy Solder Crimp (-STL only) | -GP = Guide Post (-S02.0 lead style only) (Mates with SEAF8-RA-GP) | Tape & Reel is standard. Leave blank for Tape & Reel. |
| | | -S05.0 = 5 mm Body Height (SEAM8 only) | -S = 30 μ" (0.76 μm) Gold on contact area, Matte Tin on solder tail | | | | |
| SEAF8 Socket | | -05.0 = 5 mm Body Height (SEAF8 only) | -STL = 30 μ" (0.76 μm) Gold on contact, Matte Tin/Lead on solder tail (-1 solder type only) | | -3 = Lead-Free Solder Crimp | | -FR = Full Reel Tape & Reel (must order max. quantity per reel; contact Samtec for quantity breaks) |

SEAM8
Board Mates:
SEAF8
Cable Mates:
ESCA
Standoffs:
JSO






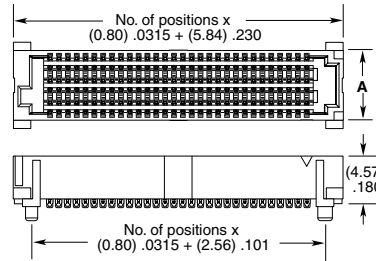
No. of positions x
(0.80) .0315 + (5.84) .230

No. of positions x
(0.80) .0315 + (2.56) .101

| LEAD STYLE | B |
|------------|-------------|
| -S02.0 | (4.54) .179 |
| -S05.0 | (7.54) .297 |

| NO. OF ROWS | A |
|-------------|--------------|
| -04 | (4.30) .169 |
| -06 | (6.30) .248 |
| -08 | (8.30) .327 |
| -10 | (10.30) .406 |

SEAF8
Board Mates:
SEAM8
Cable Mates:
ESCA
Standoffs:
JSO

| MATED HEIGHTS* | | |
|------------------------|------------------|--------------|
| SEAF8 LEAD STYLE | SEAM8 LEAD STYLE | |
| | -S02.0 | -S05.0 |
| -05.0 | (7.00) .276 | (10.00) .394 |


*Processing conditions will affect mated height.

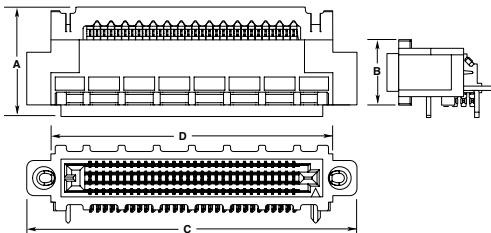
Note:
Polyimide Pick & Place Pad
standard without specifying -K.

View complete specifications at: samtec.com?SEAF8

| SEAF8 | NO. PINS PER ROW | 1 | PLATING OPTION | NO. OF ROWS | SOLDER TYPE | RA | OPTION | "X"R |
|---------------------------|-----------------------|---|--|---|-----------------------------------|----|---------------------------------|--|
| | -20, -30, -40, -50 | | -S = 30 μ" (0.76 μm) Gold on contact area, Matte Tin on solder tail | -04 (-50 positions only) -08 -10 | -2 = Lead-Free Solder Crimp | | -GP = Guide Post Holes | Tape & Reel is standard. Leave blank for Tape & Reel. |
| SEAF8-RA (Right-angle) | | | | | | | | -FR = Full Reel Tape & Reel (must order max. quantity per reel; contact Samtec for quantity breaks) |

SEAF8-RA
(Right-angle)
Board Mates:
SEAM8
Cable Mates:
ESCA





| NO. OF ROWS | A | B |
|-------------|-----------------|-----------------|
| -04 | (12.48) .491 | (7.46) .294 |
| -08 | (16.48) .649 | (11.46) .451 |
| -10 | (18.48) .728 | (13.46) .530 |

| NO. PINS PER ROW | C | D |
|------------------|------------------|------------------|
| -20 | (29.62) 1.166 | (24.12) .950 |
| -30 | (37.62) 1.481 | (32.12) 1.265 |
| -40 | (45.62) 1.796 | (40.12) 1.580 |
| -50 | (53.62) 2.111 | (48.12) 1.894 |

Notes:
Some sizes, styles and
options are non-standard,
non-returnable

View complete specifications at: samtec.com?SEAF8-RA

X-ON Electronics

Largest Supplier of Electrical and Electronic Components

Click to view similar products for [Board to Board & Mezzanine Connectors](#) category:

Click to view products by [Samtec](#) manufacturer:

Other Similar products are found below :

[589158040000018](#) [FCN-230C068-11](#) [FCN-268F012-G/BD](#) [FCN-268F036-G/BD](#) [FCN-268M012-G/0D](#) [FCN-268M024-G/1D](#) [FCN-723J004/1](#) [MIS-048-01-F-D-DP-K](#) [832-10-034-10-001000](#) [FX4C-80S-1.27DSA](#) [FCN-214Q030-G/0](#) [FCN-234P048-G/0](#) [FCN-235D050-G/C](#) [210-93-314-41-105000](#) [2-22603-0](#) [MDF7-40DP-2.54DSA\(55\)](#) [AXG720047](#) [5031084030](#) [MIT-114-03-F-D-K](#) [55323-1519](#) [DF33-2P-3.3DSA\(24\)](#) [YFT-20-05-H-03-SB-K](#) [503308-3040](#) [026-6203-PDB](#) [027-6203-PDB](#) [069159702701000](#) [10123981-102LF](#) [101A10019X](#) [55650-0588-C](#) [68684-306](#) [75140-7012](#) [589159005003045](#) [194261-1](#) [FCN-268F024-G0D](#) [10124054-515LF](#) [68685-603](#) [8-1616154-3](#) [MIS-019-01-F-D](#) [589159005002045](#) [541371078](#) [IL-WX-10PB-HF-B-E1000E](#) [FCN-268M024-G/3D](#) [20021832-06016C1LF](#) [KX15-20KLDL-E1000E](#) [MDF7-16DP-2.54DSA\(55\)](#) [AXE810124](#) [FCN-214J100-G/0](#) [FCN-230C068-E/S](#) [AXE812124](#) [AXE816124](#)