

(1.27 mm) .050" PITCH • DISCRETE WIRE ASSEMBLY/COMPONENTS

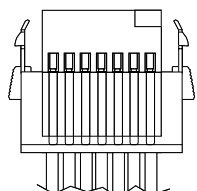
SERIES	POSITIONS PER ROW	WIRE GAUGE	PLATING OPTION	ASSEMBLED LENGTH	END OPTION	END 2 OPTION
SFSD = Double Row PVC Cable SFSDT = Double Row Blue *Teflon™ Fluoropolymer Cable	-03, -04, -05, -07, -10, -15, -20, -25, -40, -50 (Standard sizes)	-28 = 28 AWG -28C = Color Coded Cable (SFSD only) -30 = 30 AWG	-G = 10 μ" (0.25 μm) Gold on contact, Gold Flash on balance	-"XX.XX" = Assembled Length in Inches (76.20 mm) 03.00" min. for -S end option (82.60 mm) 03.25" min. for -D end option	-S = Single Ended -D = Double Ended For -(X) specify "S" for single ended and "D" for double ended. -(X)R = Retention Latch (TFM-WT option required for mating) -(X)S = Screw Down (Not available in -03, -04 & -50 positions) (Mates with TFM-DS option)	Requires -D, -DS, -DR (End 1 Notch Up) -NUS = Notch up, straight (Pin 1 to Pin N-1) -NDS = Notch down, straight (Pin 1 to Pin 2) -NUX = Notch up, crossed (Pin 1 to Pin N) -NDX = Notch down, crossed (Pin 1 to Pin 1)

SFSD(T) Board Mates: TFM, TFML, TFC (-SR & -DR requires -WT option)

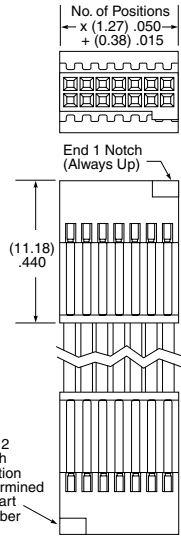
SPECIFICATIONS

Insulator Material: Black LCP
Contact Material: BeCu
Plating: Au over 50 μ" (1.27 μm) Ni
Current Rating: 2.9 A per pin (2 pins powered)
Operating Temp Range: -10 °C to +80 °C (PVC) -40 °C to +125 °C (*Teflon™ Fluoropolymer)
Voltage Rating: 280 VAC (PVC) 313 VAC (*Teflon™ Fluoropolymer)
Wire: 28 or 30 AWG

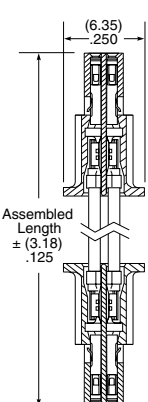
PIN	COLOR
1	BROWN
2	RED
3	ORANGE
4	YELLOW
5	GREEN
6	VIOLET
7	GRAY
8	WHITE
9	BLACK
10	BLUE
ETC	REPEAT



-SR



-D-NUS



SFSD OR SFSDT


*Teflon™ is a trademark of The Chemours Company FC, LLC used under license by Samtec.

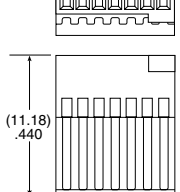
Notes: Teflon™ Fluoropolymer cable is intended for crimp only. Contact Samtec for solderable cable applications.

For wiring option information refer to drawings on web.

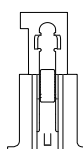
View complete specifications at: samtec.com?SFSD & samtec.com?SFSDT

ISDF	POSITIONS PER ROW	ROW OPTION	OPTION	SERIES	WIRE GAUGE	01	PLATING
	-03, -04, -05, -07, -10, -15, -20, -25, -40, -50 (Standard sizes)	-D = Double Row	-M = Metal Retention Latch -S = Screw Down	CC03R = Contact, Full Reel (35,000 Parts per Reel) CC03M = Contact, Mini Reel (1,000 - 5,000 Parts per Reel)	-2830 = 28 to 30 AWG		-GF = Gold flash contact -G = 10 μ" (0.25 μm) Gold on contact

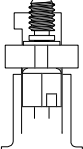





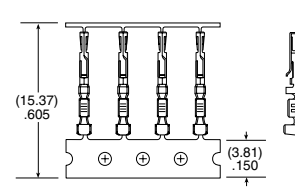
-D



-M



-S

TOOLING

Hand Tool: CAT-HT-203-2830-12

Mini Applicator: CAT-MC-203-2830-XX-01

Clamp for mounting hand tool: CAT-HT-MNT-01

Extraction Tool: CAT-EX-169-01

Note: Some lengths, styles and options are non-standard, non-returnable.

View complete specifications at: samtec.com?ISDF, samtec.com?CC03R & samtec.com?CC03M

X-ON Electronics

Largest Supplier of Electrical and Electronic Components

Click to view similar products for [Rectangular Cable Assemblies](#) category:

Click to view products by [Samtec](#) manufacturer:

Other Similar products are found below :

[SNAP-HD-BF6](#) [SNAP-TEX-CBE6](#) [MC320E-N-23](#) [765235-6](#) [G125FC10668L0-0150L](#) [45134-0401](#) [45134-0403](#) [45134-0410](#) [45134-0801](#)
[45134-0803](#) [45134-0810](#) [AT06GY-08SA-N-TPE-M5](#) [AT06GY-12SA-N-TPE-M1](#) [AT06GY-08SA-N-TPE-M10](#) [15131-0206](#) [15131-0406](#)
[15132-0406](#) [15132-0706](#) [15132-0805](#) [15132-0806](#) [15132-1205](#) [15133-0600](#) [15135-0205](#) [15136-0700](#) [15136-0702](#) [15136-0703](#) [15136-0705](#)
[15136-0706](#) [15135-0805](#) [810-10053-00050](#) [AK319-.2](#) [S1SS-05-28-GF-20.00-S](#) [15134-0205](#) [45130-0401](#) [45130-1003](#) [5018005031](#) [45130-](#)
[0210](#) [45130-0410](#) [45130-0601](#) [45130-0603](#) [45130-0803](#) [45130-1001](#) [45130-1010](#) [45130-0201](#) [45130-0203](#) [45130-0403](#) [45130-0801](#)
[5018004031](#) [45130-0610](#) [45130-0810](#)