


# SHROUDED AND EJECTOR IDC HEADER

(1.27 mm) .050" PITCH • SHF/ESHF/EHF/ECF SERIES



## SHF/ESHF

Mates:  
FFSD, FFTP (SHF)

## EHF

Mates:  
FFSD\*, FFTP

**\*Important Note:**  
EHF will not mate to FFSD with strain relief (-SR option), see ESHF series.

SERIES	1	NO. PINS PER ROW	01	PLATING OPTION	D	TAIL OPTION		OTHER OPTION	
--------	---	------------------	----	----------------	---	-------------	--	--------------	--

**SHF**  
= Mates with FFSD without Strain Relief

**ESHF**  
= Mates with FFSD with Strain Relief

04, 05, 06,  
08, 10, 11,  
12, 13, 15,  
17, 20, 25  
(Standard sizes)

**-L**  
= 10 μm  
(0.25 μm)  
Gold on post,  
Matte Tin on tail

**-TH**  
= Through-hole

**-RA**  
= Right-angle

**-SM**  
= Surface Mount

**-LC**  
= Locking Clip  
(Not available with -RA)  
(Manual placement required)

**-K**  
= (6.50 mm) .256" DIA  
Polyimide Film  
Pick & Place Pad  
(-SM only)

**-TR**  
= Tape & Reel

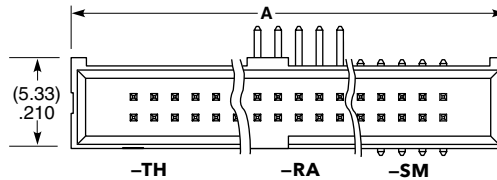
**-FR**  
= Full Reel Tape & Reel  
(must order max. quantity per reel; contact Samtec for quantity breaks)

## SPECIFICATIONS

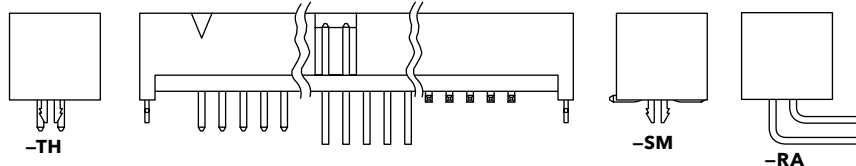
**Insulator Material:**  
Black Liquid Crystal Polymer  
**Terminal Material:**  
Phosphor Bronze  
**Plating:**  
Sn or Au over 50 μm (1.27 μm) Ni  
**Operating Temp Range:**  
-55 °C to +125 °C

## PROCESSING

**Lead-Free Solderable:**  
Yes  
**SMT Lead Coplanarity:**  
(0.10 mm) .004" max



TYPE STRIP	A
SHF	No. of pins x (1.27) .050 + (6.35) .250
ESHF	No. of pins x (1.27) .050 + (10.16) .400



EHF	1	NO. PINS PER ROW	01	PLATING OPTION	D	TAIL OPTION		OTHER OPTION	
-----	---	------------------	----	----------------	---	-------------	--	--------------	--

04, 05,  
08, 10, 13,  
17, 20, 25  
(Standard sizes)

**-F**  
= Gold flash on post,  
Matte Tin on tail

**-L**  
= 10 μm (0.25 μm)  
Gold on post,  
Matte Tin on tail

Leave blank for Through-hole version

**-SM**  
= Surface Mount

**-RA**  
= Right-angle

**-XX**  
= Polarized Position  
(-RA not available)

**-LC**  
= Locking Clip  
(-SM only)  
(Manual placement required)

**-K**  
= (7.50 mm) .295" DIA  
Polyimide Film  
Pick & Place Pad

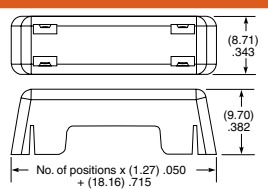
**-P**  
= Pick & Place Pad  
(-SM only)

**-TR**  
= Tape & Reel  
(-LC not available)

**-FR**  
= Full Reel Tape & Reel  
(must order max. quantity per reel; contact Samtec for quantity breaks)  
(-LC not available)

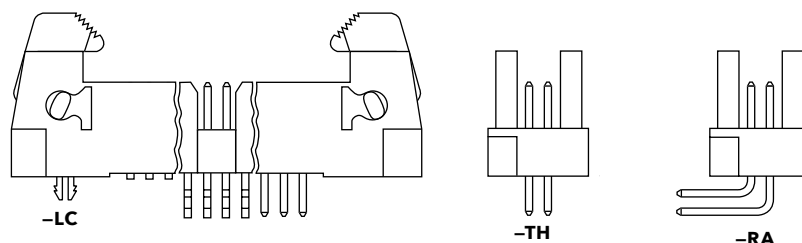
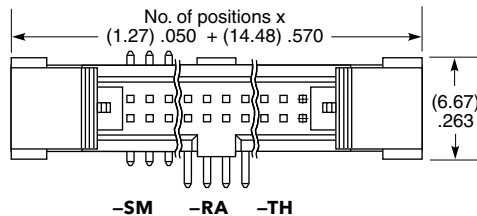
## EJECTOR HEADER CAP

(Locks FFSD cable to EHF header)



**ECF** - NO. PINS PER ROW

05, 08, 10,  
13, 17, 20, 25



**Note:**  
Some lengths, styles and options are non-standard, non-returnable.

## X-ON Electronics

Largest Supplier of Electrical and Electronic Components

*Click to view similar products for [Headers & Wire Housings](#) category:*

*Click to view products by [Samtec](#) manufacturer:*

Other Similar products are found below :

[892-18-020-10-001101](#) [58102-G61-06LF](#) [582553-1](#) [0009485154](#) [009176003701906](#) [0050291907](#) [LY20-4P-DT1-P1E-BR](#) [02.125.8002.8](#)  
[609-3404](#) [61062-3](#) [61082-181009](#) [622-3653LF](#) [63453-116](#) [636-1030](#) [636-1427](#) [636-3427](#) [636-4007](#) [641938-9](#) [641991-4](#) [644827-2](#) [65817-](#)  
[010LF](#) [65817-015LF](#) [65863-015LF](#) [66207-023LF](#) [67095-007LF](#) [67601157](#) [68645-018](#) [68648-049](#) [70.362.1628.0](#) [70-4210](#) [70-4226B](#) [70-](#)  
[4853B](#) [707-5020](#) [707-5028](#) [71.350.2428.0](#) [71918-208LF](#) [71961-016LF](#) [733-134](#) [733-162](#) [754199-000](#) [760-3052](#) [79531-3000](#) [FCN-](#)  
[360C032-B](#) [FCN-367T-T012/H](#) [FCN-723D010/2](#) [80.063.4001.1](#) [800-90-010-10-002000](#) [801-43-002-10-013000](#) [801-43-006-10-002000](#)  
[801-93-011-10-001000](#)