

SSW-125-01-G-S

SSQ-116-03-L-T

(2,54 mm) .100"

THROUGH-HOLE .025" SQ POST SOCKET

SPECIFICATIONS

For complete specifications see www.samtec.com?SSW or www.samtec.com?SSQ

Insulator Material:

Black Liquid Crystal Polymer (-S & -D) or Black High Temperature Thermoplastic (-T)

Contact Material:

Phosphor Bronze

Plating:

Au or Sn over

50µ" (1,27 µm) Ni

Current Rating (TSW/SSW):

5.7 A per pin

(1 pin powered per row)

Current Rating (SSQ/TSW):

6.3 A per pin

(1 pin powered per row)

Operating Temp Range:

-55°C to +125°C with Gold

-55°C to +105°C with Tin

Contact Resistance: 10 mΩ

Insertion Depth:

(3,68 mm) .145" to

(6,35 mm) .250"

Insertion Force:

(Single contact only)

(-S plating)

Standard= 6 oz (1,67 N) avg

((0,64 mm) .025" SQ pin);

SSW Low Insertion Force=

3 oz (0,83 N) avg

SSQ Low Insertion Force=

3.3 oz (0,92 N) avg

Normal Force:

Standard= 125 grams (4.4 N)

Withdrawal Force:

(Single contact only)

(-S plating)

Standard= 5 oz (1,39 N) avg

((0,64 mm) .025" SQ pin);

SSW Low Insertion Force=

2.6 oz (0,72 N) avg

SSQ Low Insertion Force=

2.9 oz (0,81 N) avg

Max Cycles:

100 with 10µ" (0,25 µm) Au

Voltage Rating:

550 VAC mated with TSW

RoHS Compliant:

Yes

Lead-Free Solderable:

Yes

Mates With:

TSW, MTSW, MTLW,

EW, ZW, TSS, ZSS,

TSM, TSSH, HTSS



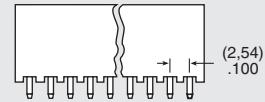
TYPE STRIP

SSW = Solder Tail

SSQ = Square Tail

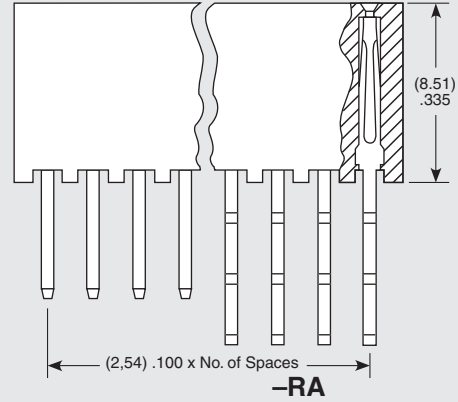
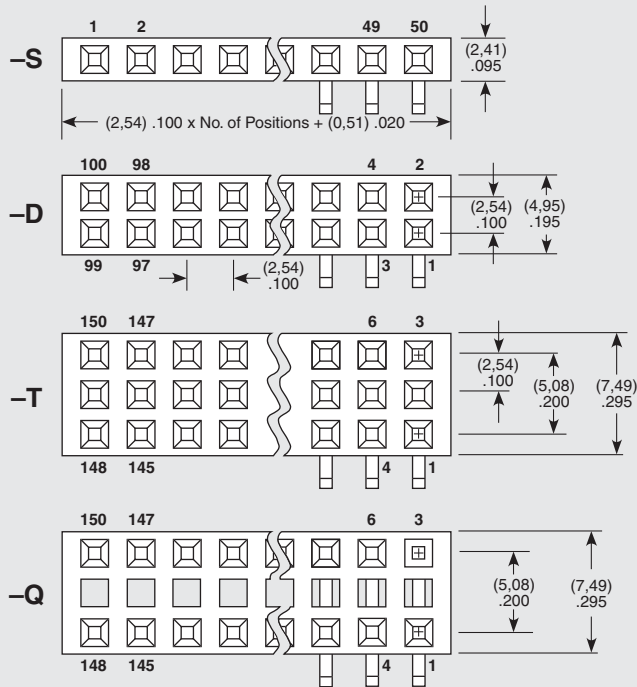
PIN CENTERS

-1 = (2,54 mm) .100" Centers



NO. PINS PER ROW

01 thru 50




RECOGNITIONS

For complete scope of recognitions see www.samtec.com/quality



Note: Some lengths, styles and options are non-standard, non-returnable.



SSW, SSQ SERIES

LEAD STYLE	PLATING OPTION	ROW OPTION	TAIL OPTION	OTHER OPTION
	<p>-F = Gold flash on contact, Matte Tin on tail</p> <p>-L = 10µ" (0,25 µm) Gold on contact, Matte Tin on tail</p> <p>-G = 20µ" (0,51 µm) Gold on contact, Gold flash on tail</p> <p>-T = Matte Tin (-T N/A on LIF contacts)</p>	<p>-S = Single Row</p> <p>-P = Single Row (Notched to mate with LCW) 36 pins max</p> <p>-D = Double Row</p> <p>-T = Triple Row</p> <p>-Q = Double Row .200" (5,08 mm) row space (Outer rows filled only)</p>	<p>-RA = Right Angle (Leave blank for straight pin version)</p>	<p>-LL = Locking Lead</p> <p>Two leads per strip crimped in opposite directions on or near centerline. Available on tails from (2,29 mm) .090" to (7,87 mm) .310" only. N/A with single row 1 or 2 positions.</p> <p>-“XXX” = Polarized (Specify “XXX” as position number)</p>

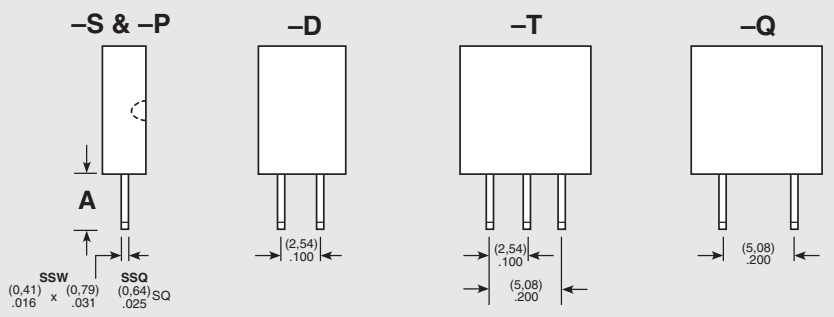
ALSO AVAILABLE (MOQ Required)

- Other platings
- Notch option
- Contact Samtec.

Straight Pin Versions (Specify “LEAD STYLE” from chart)

LEAD STYLE		SINGLE DOUBLE OR TRIPLE A
Standard Insertion Force	Low Insertion Force*	
-01	-21	(2,64) .104
-02	-22	(4,93) .194
-03	-23	(10,00) .394
-04	-24	(14,83) .584
-06**	N/A	(3,15) .124

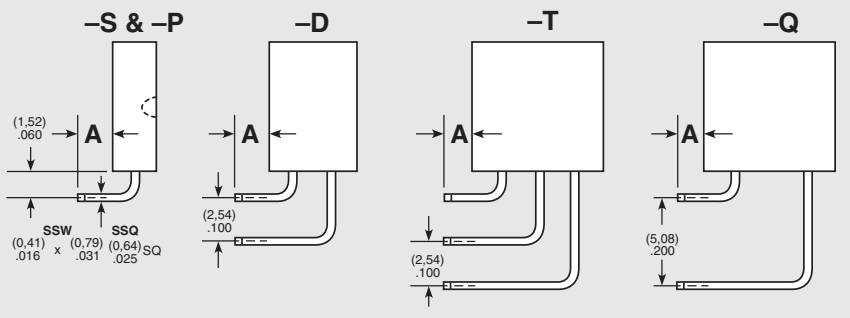
* LIF N/A with Tin Plating
**Style -06 N/A with SSQ



Right Angle Versions (Specify “LEAD STYLE” from chart)

LEAD STYLE		SINGLE	DOUBLE	TRIPLE
Standard Insertion Force	Low Insertion Force*	(-S & -P) A	(-D) A	(-T & -Q) A
-02	-22	(2,54) .100	(2,54) .100	(2,54) .100
-03	-23	(7,62) .300	(7,62) .300	N/A
-04	-24	(12,45) .490	N/A	N/A

*LIF N/A with Tin Plating



X-ON Electronics

Largest Supplier of Electrical and Electronic Components

Click to view similar products for [FFC & FPC Connectors](#) category:

Click to view products by [Samtec](#) manufacturer:

Other Similar products are found below :

[HFW11R-1STE1H1LF](#) [FH29B-100S-0.2SHW\(99\)](#) [FA5S008HP1](#) [FH29B-120S-0.2SHW\(99\)](#) [FH29B-80S-0.2SHW\(99\)](#) [FHS-16](#) [FPH-2022G](#)
[52610-1075](#) [52610-1275](#) [52610-1934](#) [XF3M\(1\)-1415-1B-R100](#) [501864-3091-TR225](#) [0525594033](#) [086210010340800](#) [086222026001800](#)
[52271-2869-CUT-TAPE](#) [62674-201121DLF](#) [62684-36210E9ALF](#) [52610-1675](#) [52746-1671-TR250](#) [10051922-2810EHLF](#) [6-520415-9](#)
[BD021-09A-A1-0350-0200-0550-LD](#) [SFV6R-1STE9HLF](#) [XF3M-2915-1B-R100](#) [1658549-1](#) [62674-221121ALF](#) [46214008010800](#)
[046298003000883](#) [151660622](#) [842-816-2630-035](#) [AYF530665TA](#) [AYF351525](#) [046296011930846+](#) [AYF352325A](#) [046254020000800+](#)
[FH19C-13S-0.5SH\(99\)](#) [FH39J-51S-0.3SHW\(99\)](#) [AYF355125A](#) [AYF530365TA](#) [FH29B-44S-0.2SHW\(99\)](#) [SFW5R-2STAE9LF](#) [AYF351125A](#)
[AYF350725A](#) [62684-502100AHLF](#) [FH39-61S-0.3SHW\(99\)](#) [AYF414035A](#) [10064555-172520HLF](#) [AYF212335A](#) [504754-2500](#)