

(2.54 mm) .100"

SSW, SSQ SERIES

THROUGH-HOLE .025" SQ POST SOCKET

SPECIFICATIONS

For complete specifications see www.samtec.com?SSW or www.samtec.com?SSQ

Insulator Material:
 Black Liquid Crystal Polymer (-S & -D) or Black High Temperature Thermoplastic (-T)

Contact Material:
 Phosphor Bronze

Plating:
 Au or Sn over 50 μ" (1.27 μm) Ni

Current Rating (SSW/TSM):
 4.7 A per pin (2 pins powered)

Current Rating (SSQ/TSW):
 6.3 A per pin (2 pins powered)

Operating Temp Range:
 -55 °C to +125 °C with Gold
 -55 °C to +105 °C with Tin

Insertion Depth:
 (3.68 mm) .145" to (6.35 mm) .250"

Normal Force:
 Standard= 125 grams (4.4 N)

Max Cycles:
 100 with 10 μ" (0.25 μm) Au

Voltage Rating:
 465 VAC / 655 VDC

RoHS Compliant:
 Yes

Mates With:
 TSW, MTSW, MTLW, DW, EW, ZW, TSS, ZSS, TSM, TSSH, HTSS

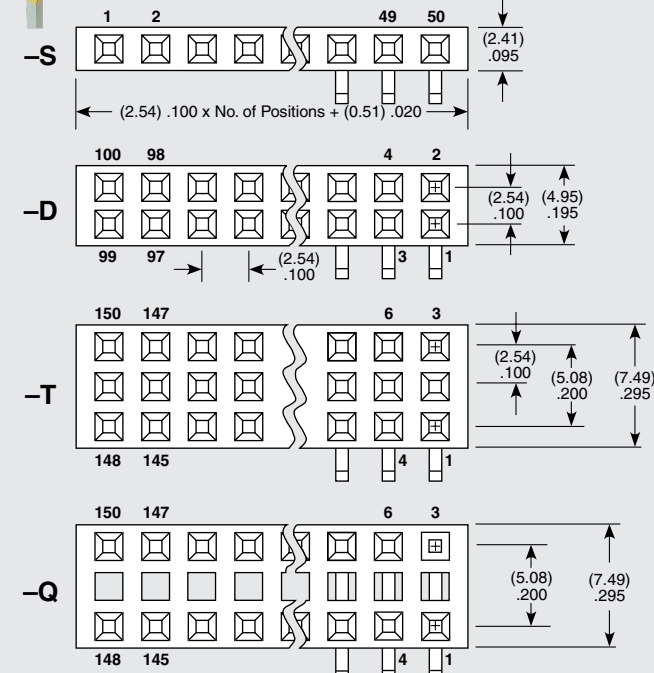
HIGH-SPEED CHANNEL PERFORMANCE

Rating based on Samtec reference channel. For full SI performance data visit Samtec.com or contact SIG@samtec.com

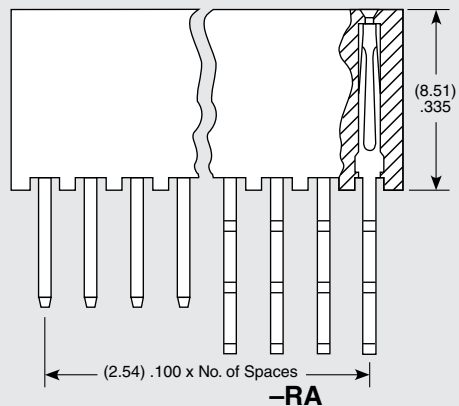
8
 Gbps



CONTACT



01 thru 50



TYPE STRIP	PIN CENTERS	NO. PINS PER ROW	LEAD STYLE	PLATING OPTION	ROW OPTION	TAIL OPTION	OTHER OPTION
SSW = Solder Tail SSQ = Square Tail	-1 = (2.54 mm) .100" Centers 			-F = Gold flash on contact, Matte Tin on tail -L = 10 μ" (0.25 μm) Gold on contact, Matte Tin on tail -G = 20 μ" (0.51 μm) Gold on contact, Gold flash on tail -T = Matte Tin (-T N/A on LIF contacts)	-S = Single Row -P = Single Row (36 pins max) -D = Double Row -T = Triple Row -Q = Double Row .200" (5.08 mm) row space (Outer rows filled only)	-RA = Right-angle (Leave blank for straight pin version)	-LL = Locking Lead Two leads per strip crimped in opposite directions on or near centerline. Available on tails from (2.29 mm) .090" to (7.87 mm) .310" only. N/A with single row 1 or 2 positions. - "XXX" = Polarized (Specify "XXX" as position number)

ALSO AVAILABLE (MOQ Required)

- Other platings
- Notch option

PROCESSING

Lead-Free Solderable:
 Yes:
 -S and -D row option
 No, Lead Wave only:
 -P, -T and -Q row option

RECOGNITIONS

For complete scope of recognitions see www.samtec.com/quality

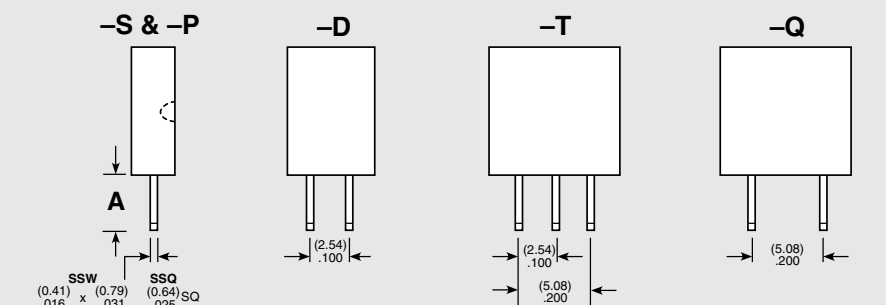


Note:
 Some lengths, styles and options are non-standard, non-returnable.

Straight Pin Versions (Specify "LEAD STYLE" from chart)

LEAD STYLE		SINGLE DOUBLE OR TRIPLE A
Standard Insertion Force	Low Insertion Force*	
-01	-21	(2.64) .104
-02	-22	(4.93) .194
-03	-23	(10.00) .394
-04	-24	(14.83) .584
-06**	Not Available	(3.15) .124

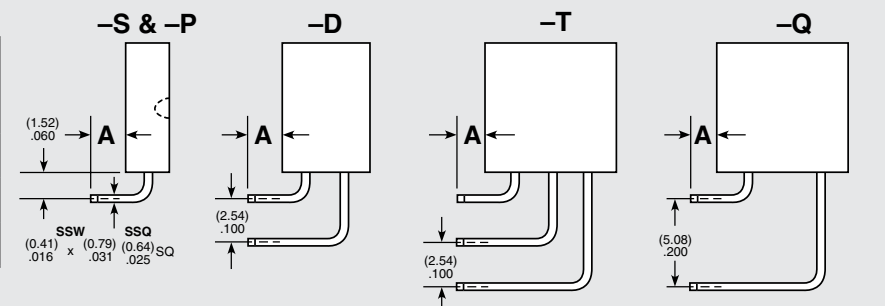
* LIF not available with Tin Plating
 **Style -06 Not available with SSQ



Right-Angle Versions (Specify "LEAD STYLE" from chart)

LEAD STYLE	SINGLE (-S) A	DOUBLE (-D) A	TRIPLE (-T & -Q) A
-02	-22	(2.54) .100	(2.54) .100
-03	-23	(7.62) .300	(7.62) .300
-04	-24	(12.45) .490	Not Available

*LIF not available with Tin Plating



Due to technical progress, all designs, specifications and components are subject to change without notice.

WWW.SAMTEC.COM

All parts within this catalog are built to Samtec's specifications. Customer specific requirements must be approved by Samtec and identified in a Samtec customer-specific drawing to apply.

Due to technical progress, all designs, specifications and components are subject to change without notice.

WWW.SAMTEC.COM

All parts within this catalog are built to Samtec's specifications. Customer specific requirements must be approved by Samtec and identified in a Samtec customer-specific drawing to apply.

X-ON Electronics

Largest Supplier of Electrical and Electronic Components

Click to view similar products for [Board to Board & Mezzanine Connectors](#) category:

Click to view products by [Samtec](#) manufacturer:

Other Similar products are found below :

[589158040000018](#) [MDF7C-18P-2.54DSA\(55\)](#) [FCN-230C068-11](#) [FCN-268F012-G/BD](#) [FCN-268F036-G/BD](#) [FCN-268M012-G/0D](#) [FCN-268M024-G/1D](#) [FCN-723J004/1](#) [MIS-048-01-F-D-DP-K](#) [832-10-034-10-001000](#) [FX4C-80S-1.27DSA](#) [FCN-214Q030-G/0](#) [FCN-234P048-G/0](#) [FCN-235D050-G/C](#) [210-93-314-41-105000](#) [2-22603-0](#) [MDF7-40DP-2.54DSA\(55\)](#) [AXG720047](#) [5031084030](#) [MIT-114-03-F-D-K](#) [55323-1519](#) [DF33-2P-3.3DSA\(24\)](#) [YFT-20-05-H-03-SB-K](#) [503308-3040](#) [026-6203-PDB](#) [027-6203-PDB](#) [069159702701000](#) [10123981-102LF](#) [101A10019X](#) [55650-0588-C](#) [68682-310LF](#) [68684-306](#) [75140-7012](#) [87471-650](#) [YTW-30-07-H-Q-410-140](#) [194261-1](#) [FCN-268F024-G0D](#) [10124054-515LF](#) [68685-603](#) [8-1616154-3](#) [MIS-019-01-F-D](#) [FCN-268M024-G/3D](#) [20021832-06016C1LF](#) [KX15-20KLDL-E1000E](#) [MDF7-16DP-2.54DSA\(55\)](#) [AXE810124](#) [FCN-214J100-G/0](#) [FCN-230C068-E/S](#) [AXE812124](#) [AXE816124](#)