


(0,50 mm) .0197"

STH-020-0.50-G-D-A-TR




STH-030-1.00-G-D-A-TR



SSH-020-2.00-G-D-A-TR



SSH-030-1.50-G-D-A-TR



SSH, STH SERIES

ULTRA LOW PROFILE HEADER & SOCKET

SSH Mates with:
STH

STH Mates with:
SSH

SPECIFICATIONS

For complete specifications and recommended PCB layouts see www.samtec.com?SSH or www.samtec.com?STH

Insulator Material:
Black Liquid Crystal Polymer
Contact Material:
Copper Alloy
Weld Tab:
Bronze
Plating:
Au over 50µ" (1,27 µm) Ni
Current Rating:
1.8 A per pin
(1 pin powered per row)
Operating Temp Range:
-55°C to +125°C
RoHS Compliant:
Yes

Processing:
Lead-Free Solderable:
Yes
SMT Lead Coplanarity:
(0,10 mm) .004" max

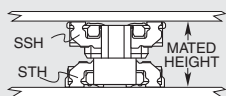
RECOGNITIONS

For complete scope of recognitions see www.samtec.com/quality



FILE NO. E111594

MATED HEIGHT



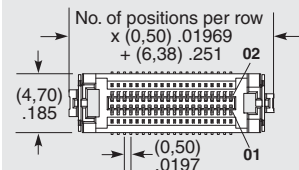
| MATED HEIGHT* | | |
|----------------|----------------|----------------|
| SSH LEAD STYLE | STH LEAD STYLE | |
| | -0.50 | -1.00 |
| -1.50 | (2,00) .079 | (2,50) .098 |
| -2.00 | (2,50) .098 | (3,00) .118 |

*Processing conditions will affect mated height.

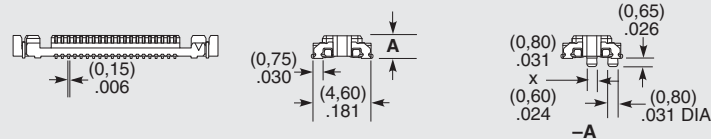
Note: Patent Pending

Note: Some lengths, styles and options are non-standard, non-returnable.

| | | | | | | |
|------------|--------------------------------------|--|---------------------------------------|----------|--|-----------------------------|
| SSH | NO. OF POSITIONS | LEAD STYLE | PLATING OPTION | D | OPTION | TR |
| | -010, -020, -030 (Per Row) | -1.50 = 1.50 mm -2.00 = 2.00 mm | -G = 10µ" (0,25 µm) Gold | | -A = Alignment Pin -K = (3,00 mm) .118" DIA Polyimide Film Pick & Place Pad | -TR = Tape & Reel |



| LEAD STYLE | A |
|------------|----------------|
| -1.50 | (1,83) .072 |
| -2.00 | (2,33) .092 |

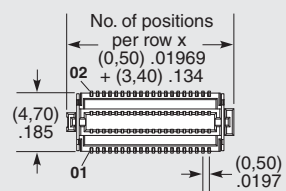


| SSH/STH 2 mm Stack Height | Rated @ 3dB Insertion Loss* |
|-----------------------------|-----------------------------|
| Single-Ended Signaling | 18.5 GHz / 37 Gbps |
| Differential Pair Signaling | 16.5 GHz / 33 Gbps |

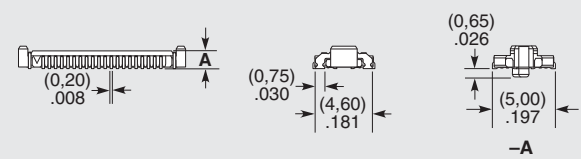
*Test board losses de-embedded from performance data.
Performance data for other stack heights and complete test data available at www.samtec.com?SSH, www.samtec.com?STH or contact sig@samtec.com

28+
Gbps

| | | | | | | |
|------------|--------------------------------------|--|---------------------------------------|----------|--|-----------------------------|
| STH | NO. OF POSITIONS | LEAD STYLE | PLATING OPTION | D | OPTION | TR |
| | -010, -020, -030 (Per Row) | -0.50 = 0.50 mm -1.00 = 1.00 mm | -G = 10µ" (0,25 µm) Gold | | -A = Alignment Pin -K = (3,00 mm) .118" DIA Polyimide Film Pick & Place Pad | -TR = Tape & Reel |



| LEAD STYLE | A |
|------------|----------------|
| -0.50 | (1,43) .056 |
| -1.00 | (1,93) .076 |



X-ON Electronics

Largest Supplier of Electrical and Electronic Components

Click to view similar products for [Headers & Wire Housings](#) category:

Click to view products by [Samtec](#) manufacturer:

Other Similar products are found below :

[95000-104TRLF](#) [10135584-644402LF](#) [DF62W-EP2022PCA](#) [95000-106TRLF](#) [DF62W-2022SCA](#) [DF62W-EP2022PC](#) [2203348](#) [DF62W-2022SC](#) [1084018](#) [1029039](#) [1084017](#) [802-10-012-10-002000](#) [1112640](#) [1112639](#) [000-34000](#) [0009482033](#) [0009507031](#) [57102-S06-03LF](#) [57202-S52-04LF](#) [PCN6-15S-2.5E](#) [0039019024](#) [58102-G61-06LF](#) [582553-1](#) [0009485154](#) [0009508121](#) [0022285053](#) [0050291907](#) [018731A](#) [LY20-4P-DT1-P1E-BR](#) [02.125.8002.8](#) [60101931](#) [60598-1 \(Cut Strip\)](#) [M1625-3R/100](#) [61062-3](#) [61082-181009](#) [636-1427](#) [638009-1](#) [641938-9](#) [641991-4](#) [644168-1](#) [647662-1](#) [65039-019ELF](#) [65781-047](#) [65817-002LF](#) [65817-015LF](#) [65863-015LF](#) [66207-023LF](#) [67016-026LF](#) [67046-001LF](#) [67095-007LF](#)