




FLEX STACK



(2.00 mm) .0787"

STMM, ZSTMM SERIES

SHROUDED IDC HEADER & STACKER

Mates with:
TCSD (except -SR)

SPECIFICATIONS

For complete specifications and recommended PCB layouts see www.samtec.com?STMM or www.samtec.com?ZSTMM

Insulator Material:
Black Liquid Crystal Polymer
Terminal Material:
Phosphor Bronze

Plating:
Sn or Au over
50 μ" (1.27 μm) Ni

Operating Temp Range:
-55 °C to +105 °C with Tin;
-55 °C to +125 °C with Gold

RoHS Compliant:
Yes

PROCESSING

Lead-Free Solderable:
Yes
SMT Lead Coplanarity:
(0.10 mm) .004" max

RECOGNITIONS

For complete scope of recognitions see www.samtec.com/quality



STMM	1	NO. PINS PER ROW	02	PLATING OPTION	D	TAIL OPTION	OTHER OPTION
<p>04, 05, 06, 07, 08, 10, 12, 13, 14, 15, 17, 20, 22, 25 (Standard sizes)</p>			<p>-F = Gold flash on post, Matte Tin on tail</p> <p>-L = 10 μ" (0.25 μm) Gold on post, Matte Tin on tail</p> <p>-T = Matte Tin</p>		<p>Leave blank for Through-hole</p> <p>-RA = Right-angle</p> <p>-SM = Surface Mount</p>		<p>-“XX” = Polarized Position</p> <p>-LC = Locking Clip (-SM only) (Manual placement required)</p> <p>-K = (7.50 mm) .295" DIA Film Pick & Place Pad (-SM only)</p> <p>-TR = Tape & Reel (-SM only)</p>

ZSTMM	1	NO. PINS PER ROW	LEAD STYLE	PLATING OPTION	D	BODY HEIGHT	OTHER OPTION
<p>04, 05, 06, 07, 08, 10, 12, 13, 14, 15, 17, 20, 22, 25 (Standard sizes)</p>			<p>Specify LEAD STYLE from chart.</p>	<p>-F = Gold flash on post, Matte Tin on tail</p> <p>-L = 10 μ" (0.25 μm) Gold on post, Matte Tin on tail</p> <p>-T = Matte Tin</p>		<p>-“XXX” = Body Height</p>	<p>-“XX” = Polarized Position</p>

LEAD STYLE	B (OAL)	MAX BODY HEIGHT
-75	(9.58) 0.377	(7.42) 0.292
-62	(10.08) 0.397	(7.92) 0.312
-65	(10.49) 0.413	(8.33) 0.328
-73	(12.09) 0.476	(9.93) 0.391
-63	(14.10) 0.555	(11.94) 0.470
-66	(15.09) 0.594	(12.93) 0.509
-69	(15.60) 0.614	(13.44) 0.529
-74	(17.09) 0.673	(14.94) 0.588
-70	(17.60) 0.693	(15.44) 0.608
-71	(21.08) 0.830	(18.92) 0.745
-72	(21.62) 0.851	(19.46) 0.766

OTHER SOLUTIONS

- Shrouded board-to-board headers and stackers to mate with SQT, SQW, ESQ & SMM Series. See LTMM & ZLTMM Series.

Notes:
For added mechanical stability, Samtec recommends mechanical board spacers be used in applications with gold or selective gold plated connectors. Contact ipg@samtec.com for more information.

This Series is non-standard, non-returnable.

Due to technical progress, all designs, specifications and components are subject to change without notice.

WWW.SAMTEC.COM

All parts within this catalog are built to Samtec's specifications. Customer specific requirements must be approved by Samtec and identified in a Samtec customer-specific drawing to apply.

X-ON Electronics

Largest Supplier of Electrical and Electronic Components

Click to view similar products for [Headers & Wire Housings](#) category:

Click to view products by [Samtec](#) manufacturer:

Other Similar products are found below :

[95000-104TRLF](#) [10135584-644402LF](#) [DF62W-EP2022PCA](#) [95000-106TRLF](#) [DF62W-2022SCA](#) [DF62W-EP2022PC](#) [2203348](#) [DF62W-2022SC](#) [1084018](#) [1029039](#) [1084017](#) [802-10-012-10-002000](#) [1112640](#) [1112639](#) [000-34000](#) [0009482033](#) [0009507031](#) [57102-S06-03LF](#) [57202-S52-04LF](#) [PCN6-15S-2.5E](#) [0039019024](#) [58102-G61-06LF](#) [582553-1](#) [0009485154](#) [0009508121](#) [0022285053](#) [0050291907](#) [018731A](#) [LY20-4P-DT1-P1E-BR](#) [02.125.8002.8](#) [60101931](#) [60598-1 \(Cut Strip\)](#) [M1625-3R/100](#) [61062-3](#) [61082-181009](#) [636-1427](#) [638009-1](#) [641938-9](#) [641991-4](#) [644168-1](#) [647662-1](#) [65039-019ELF](#) [65781-047](#) [65817-002LF](#) [65817-015LF](#) [65863-015LF](#) [66207-023LF](#) [67016-026LF](#) [67046-001LF](#) [67095-007LF](#)