

RUGGED TIGER EYE™ SYSTEMS

(1.27 mm) .050" PITCH

MAX
3.2
A m p s

8
G b p s

FEATURES & BENEFITS

- Screw down, locking clip, friction latching and weld tab ruggedizing options
- Shrouded, polarized and keyed
- Surface mount or through-hole tails
- High-density, four row design (FOLC/MOLC Series)
- Discrete wire assemblies available in single or double row, 28 and 30 AWG PVC or Teflon® wire; contact asp@samtec.com for custom solutions
- Cable components (ISDF/CC03) and tooling available

Dupont™ Teflon® is a registered trademark of the E.I. du Pont de Nemours and Company or its affiliates.

KEY SPECIFICATIONS (TFM/SFM)

| PITCH | STACK HEIGHTS | INSULATOR MATERIAL | CONTACT MATERIAL | PLATING | OPERATING TEMP RANGE | CURRENT RATING | VOLTAGE RATING | MAX CYCLES |
|---------|---------------|--------------------|-------------------------------------|-------------------------------------|----------------------|-----------------------------------|----------------|--|
| 1.27 mm | 6 to 12 mm | Black LCP | BeCu (SFM) Phosphor Bronze (TFM) | Au or Sn over 50 μ" (1.27 μm) Ni | -55 °C to +125 °C | 3.2 A per pin (2 pins powered) | 250 VAC | 10,000 with 30 μ" (0.76 μm) Au (Call Samtec for E.L.P.™ plating option) |

**TIGER™
EYE**
CONTACT



IDC cable assemblies with rugged strain relief (FFSD/FFMD, FFTP/FMTP)



Locking for increased unmating force (SFML/TFML)

SERIES - **1** **NO. PINS PER ROW** - **LEAD STYLE** - **PLATING OPTION** - **ROW OPTION** - **OPTIONS**

TFM
= Standard

TFML
= Locking
(-01 & -02 lead style only)

03, 04, 06, 08
(TFM -01 & -02 only)

05, 07, 10, 15, 20, 25, 30, 35, 40, 45, 50
(Standard sizes)

Specify LEAD STYLE from chart

-L
= 15 μm
(0.38 μm)
Gold on post,
Matte Tin on tail
(Call Samtec
for E.L.P.™
plating option)

-S
= Single Row
(TFM only)

-D
= Double Row

-DH*
= Double Horizontal
(TFM lead style -02 only)
(05 thru 50 positions only)
(-TR or -FR option only available)

Specify only -RA, -RE1 or -RE2

-RA
= Right-angle
(Lead style -01 only)

-RE1
= Right-angle
Elevated for
(1.60 mm) .062" PCB
(Requires TFM lead style -01, -D row and -WT)

-RE2
= Right-angle
Elevated for
(2.36 mm) .093" PCB
(Requires TFM lead style -01, -D row and -WT)

Specify only -A, -LC, -DS or -WT
Not available with -RA, -RE1 and -RE2 unless otherwise noted.

-A
= Alignment Pin

-LC
= Locking Clip
(Manual Placement required)

-DS
= Dual Screw Down
for (1.60 mm) .062" PCB
(05, 07, 10, 15, 20, 25, 30, 35, 40 positions only)
(TFM lead styles -01 and -02 only)
(Requires -D row option)
(Mates with SFM-DS option and SFSD/SFSDT -SS and -DS option only)
(Not available with -A, -LC, -WT, -K, -P, -XR)

-WT
= Weld Tab
(TFM lead styles -01 and -02 only)
(Required callout for -RE1 & -RE2)
(Mates to SFSS/SFSD -SR and -DR option only)
(05, 07, 10, 15, 20, 25, 30, 35, 40, 45, 50 positions only)

SMT lead styles only
Specify only -K or -P

-K
= Polyimide Film Pick & Place Pad

-P
= Plastic Pick & Place Pad
(5 positions min.)
(Not available with 5 position with -WT)

Specify -TR or -FR last
(Not available with -DS)

-TR
= Tape & Reel

-FR
= Full Reel
Tape & Reel
(must order max. quantity per reel; contact Samtec for quantity breaks)

TFM

Board Mates:
SFM, SFMC
Cable Mates:
SFSD

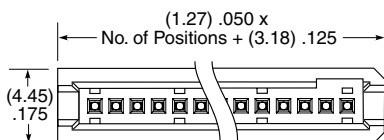


TFML

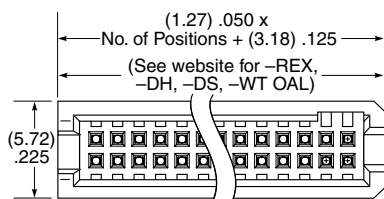
Board Mates:
SFML

| MATED HEIGHTS* | | |
|------------------|-----|---------------|
| LEAD STYLE (SMT) | | MATED HEIGHT* |
| TFM | SFM | |
| -02 | | (6.35) .250 |
| -12 | -02 | (8.13) .320 |
| -22 | | (9.91) .390 |
| -32 | | (11.81) .465 |
| LEAD STYLE (T/H) | | MATED HEIGHT* |
| TFM | SFM | |
| -01 | | (5.97) .235 |
| -03 | | (5.97) .235 |
| -11 | | (7.75) .305 |
| -13 | -01 | (7.75) .305 |
| -21 | | (9.53) .375 |
| -23 | | (9.53) .375 |
| -31 | | (11.43) .450 |

*Processing conditions will affect mated height.



SINGLE ROW



DOUBLE ROW



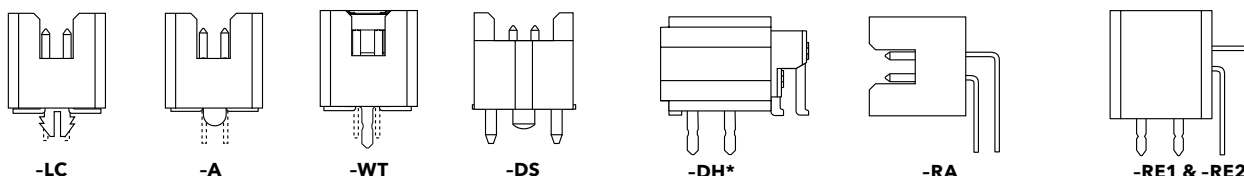
THROUGH-HOLE SURFACE MOUNT

| LEAD STYLE (SMT) | A |
|------------------|--------------|
| -02 | (5.72) .225 |
| -12* | (7.49) .295 |
| -22* | (9.27) .365 |
| -32* | (11.18) .440 |

* N/A with 07, -DH or -S row option

| LEAD STYLE (T/H) | B | C |
|------------------|--------------|-------------|
| -01 | (5.59) .220 | (1.97) .078 |
| -03* | (5.59) .220 | (2.77) .109 |
| -11* | (7.37) .290 | (1.97) .078 |
| -13* | (7.37) .290 | (2.77) .109 |
| -21* | (9.14) .360 | (1.97) .078 |
| -23* | (9.14) .360 | (2.77) .109 |
| -31* | (11.05) .435 | (1.97) .078 |

* Not Available with 07 or -S row option



Note:
Some lengths, styles and options are non-standard, non-returnable.

View complete specifications at: samtec.com?TFM & samtec.com?TFML

X-ON Electronics

Largest Supplier of Electrical and Electronic Components

Click to view similar products for [Headers & Wire Housings](#) category:

Click to view products by [Samtec](#) manufacturer:

Other Similar products are found below :

[892-18-020-10-001101](#) [58102-G61-06LF](#) [582553-1](#) [0009485154](#) [009176003701906](#) [0050291907](#) [LY20-4P-DT1-P1E-BR](#) [02.125.8002.8](#)
[609-3404](#) [61062-3](#) [61082-181009](#) [622-3653LF](#) [63453-116](#) [636-1030](#) [636-1427](#) [636-3427](#) [636-4007](#) [641938-9](#) [641991-4](#) [644827-2](#) [65817-](#)
[010LF](#) [65817-015LF](#) [65863-015LF](#) [66207-023LF](#) [67095-007LF](#) [67601157](#) [68645-018](#) [68648-049](#) [70.362.1628.0](#) [70-4210](#) [70-4226B](#) [70-](#)
[4853B](#) [707-5020](#) [707-5028](#) [71.350.2428.0](#) [71918-208LF](#) [71961-016LF](#) [733-134](#) [733-162](#) [754199-000](#) [760-3052](#) [787-8014-00](#) [79531-3000](#)
[FCN-360C032-B](#) [FCN-367T-T012/H](#) [FCN-723D010/2](#) [80.063.4001.1](#) [800-90-001-10-001000](#) [800-90-010-10-002000](#) [801-43-002-10-013000](#)