

# RUGGED TIGER EYE™ SYSTEMS

(1.27 mm) .050" PITCH

MAX  
**3.2**  
A m p s

**8**  
G b p s

## FEATURES & BENEFITS

- Screw down, locking clip, friction latching and weld tab ruggedizing options
- Shrouded, polarized and keyed
- Surface mount or through-hole tails
- High-density, four row design (FOLC/MOLC Series)
- Discrete wire assemblies available in single or double row, 28 and 30 AWG PVC or Teflon® wire; contact [asp@samtec.com](mailto:asp@samtec.com) for custom solutions
- Cable components (ISDF/CC03) and tooling available

Dupont™ Teflon® is a registered trademark of the E.I. du Pont de Nemours and Company or its affiliates.

## KEY SPECIFICATIONS (TFM/SFM)

PITCH	STACK HEIGHTS	INSULATOR MATERIAL	CONTACT MATERIAL	PLATING	OPERATING TEMP RANGE	CURRENT RATING	VOLTAGE RATING	MAX CYCLES
1.27 mm	6 to 12 mm	Black LCP	BeCu (SFM) Phosphor Bronze (TFM)	Au or Sn over 50 μ" (1.27 μm) Ni	-55 °C to +125 °C	3.2 A per pin (2 pins powered)	250 VAC	10,000 with 30 μ" (0.76 μm) Au  (Call Samtec for E.L.P.™ plating option)

**TIGER™  
EYE**  
CONTACT



IDC cable assemblies with rugged strain relief (FFSD/FFMD, FFTP/FMTP)



Locking for increased unmating force (SFML/TFML)

**(1.27 mm) .050" • SMT/THROUGH-HOLE HEADER**

SERIES	1	NO. PINS PER ROW	LEAD STYLE	PLATING OPTION	ROW OPTION	OPTIONS
--------	---	------------------	------------	----------------	------------	---------

**TFM**  
= Standard

**TFML**  
= Locking  
(-01 & -02 lead style only)

**03, 04, 06, 08**  
(TFM -01 & -02 only)

**05, 07, 10, 15, 20, 25, 30, 35, 40, 45, 50**  
(Standard sizes)

Specify **LEAD STYLE** from chart

**-L**  
= 15 μm  
(0.38 μm)  
Gold on post, Matte Tin on tail  
(Call Samtec for E.L.P.™ plating option)

**-S**  
= Single Row (TFM only)

**-D**  
= Double Row

**-DH\***  
= Double Horizontal Elevated for (TFM lead style -02 only) (05 thru 50 positions only) (-TR or -FR option only available)

Specify only -RA, -RE1 or -RE2

**-RA**  
= Right-angle (Lead style -01 only)

**-RE1**  
= Right-angle Elevated for (1.60 mm) .062" PCB (Requires TFM lead style -01, -D row and -WT)

**-RE2**  
= Right-angle Elevated for (2.36 mm) .093" PCB (Requires TFM lead style -01, -D row and -WT)

Specify only -A, -LC, -DS or -WT  
Not available with -RA, -RE1 and -RE2 unless otherwise noted.

**-A**  
= Alignment Pin

**-LC**  
= Locking Clip (Manual Placement required)

**-DS**  
= Dual Screw Down for (1.60 mm) .062" PCB (05, 07, 10, 15, 20, 25, 30, 35, 40 positions only) (TFM lead styles -01 and -02 only) (Requires -D row option) (Mates with SFM-DS option and SFSD/SFSDT -SS and -DS option only) (Not available with -A, -LC, -WT, -K, -P, -XR)

**-WT**  
= Weld Tab (TFM lead styles -01 and -02 only) (Required callout for -RE1 & -RE2) (Mates to SFSS/SFSD -SR and -DR option only) (05, 07, 10, 15, 20, 25, 30, 35, 40, 45, 50 positions only)

SMT lead styles only  
Specify only -K or -P

**-K**  
= Polyimide Film Pick & Place Pad

**-P**  
= Plastic Pick & Place Pad (5 positions min.) (Not available with 5 position with -WT)


Specify -TR or -FR last (Not available with -DS)

**-TR**  
= Tape & Reel

**-FR**  
= Full Reel Tape & Reel (must order max. quantity per reel; contact Samtec for quantity breaks)

**TFM**

**Board Mates:** SFM, SFMC  
**Cable Mates:** SFSD

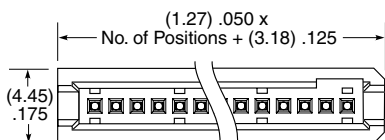


**TFML**

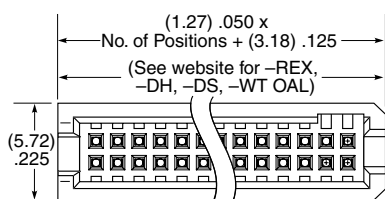
**Board Mates:** SFML

MATED HEIGHTS*		
LEAD STYLE (SMT)		MATED HEIGHT*
TFM	SFM	
-02		(6.35) .250
-12	-02	(8.13) .320
-22		(9.91) .390
-32		(11.81) .465
LEAD STYLE (T/H)		MATED HEIGHT*
TFM	SFM	
-01		(5.97) .235
-03		(5.97) .235
-11		(7.75) .305
-13	-01	(7.75) .305
-21		(9.53) .375
-23		(9.53) .375
-31		(11.43) .450

\*Processing conditions will affect mated height.



**SINGLE ROW**



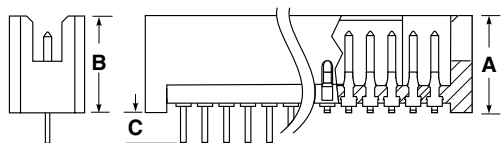
**DOUBLE ROW**

LEAD STYLE (SMT)	A
-02	(5.72) .225
-12*	(7.49) .295
-22*	(9.27) .365
-32*	(11.18) .440

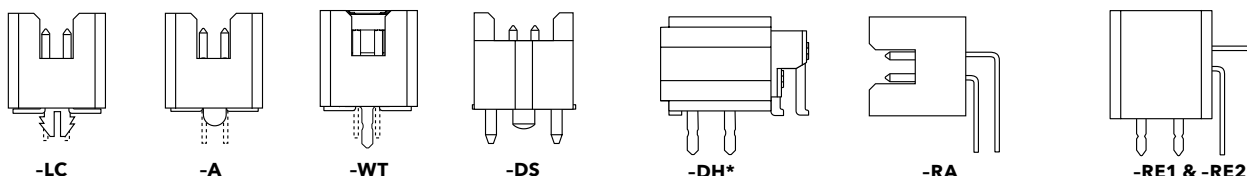
\* N/A with 07, -DH or -S row option

LEAD STYLE (T/H)	B	C
-01	(5.59) .220	(1.97) .078
-03*	(5.59) .220	(2.77) .109
-11*	(7.37) .290	(1.97) .078
-13*	(7.37) .290	(2.77) .109
-21*	(9.14) .360	(1.97) .078
-23*	(9.14) .360	(2.77) .109
-31*	(11.05) .435	(1.97) .078

\* Not Available with 07 or -S row option



**THROUGH-HOLE SURFACE MOUNT**



**Note:**  
Some lengths, styles and options are non-standard, non-returnable.

View complete specifications at: [samtec.com?TFM](http://samtec.com?TFM) & [samtec.com?TFML](http://samtec.com?TFML)

## X-ON Electronics

Largest Supplier of Electrical and Electronic Components

*Click to view similar products for [Headers & Wire Housings](#) category:*

*Click to view products by [Samtec](#) manufacturer:*

Other Similar products are found below :

[892-18-020-10-001101](#) [58102-G61-06LF](#) [582553-1](#) [0009485154](#) [009176003701906](#) [0050291907](#) [LY20-4P-DT1-P1E-BR](#) [02.125.8002.8](#)  
[609-3404](#) [61062-3](#) [61082-181009](#) [622-3653LF](#) [63453-116](#) [636-1030](#) [636-1427](#) [636-3427](#) [636-4007](#) [641938-9](#) [641991-4](#) [644827-2](#) [65817-](#)  
[010LF](#) [65817-015LF](#) [65863-015LF](#) [66207-023LF](#) [67095-007LF](#) [67601157](#) [68645-018](#) [68648-049](#) [70.362.1628.0](#) [70-4210](#) [70-4226B](#) [70-](#)  
[4853B](#) [707-5020](#) [707-5028](#) [71.350.2428.0](#) [71918-208LF](#) [71961-016LF](#) [733-134](#) [733-162](#) [754199-000](#) [760-3052](#) [79531-3000](#) [FCN-](#)  
[360C032-B](#) [FCN-367T-T012/H](#) [FCN-723D010/2](#) [80.063.4001.1](#) [800-90-010-10-002000](#) [801-43-002-10-013000](#) [801-43-006-10-002000](#)  
[801-93-011-10-001000](#)