

(1.27 mm) .050"

# SMT & THROUGH-HOLE HEADER

## SPECIFICATIONS

For complete specifications and recommended PCB layouts see [www.samtec.com?TFM](http://www.samtec.com?TFM) or [www.samtec.com?TFML](http://www.samtec.com?TFML)

**Insulator Material:**  
Black Liquid Crystal Polymer  
**Terminal Material:**  
Phosphor Bronze  
**Plating:**  
Au or Sn over 50 μ" (1.27 μm) Ni  
**Current Rating (TFM/SFM):**  
3.2 A per pin  
(2 pins powered)  
**Voltage Rating:**  
250 VAC mated with SFM  
**Operating Temp Range:**  
-55 °C to +125 °C  
**RoHS Compliant:**  
Yes

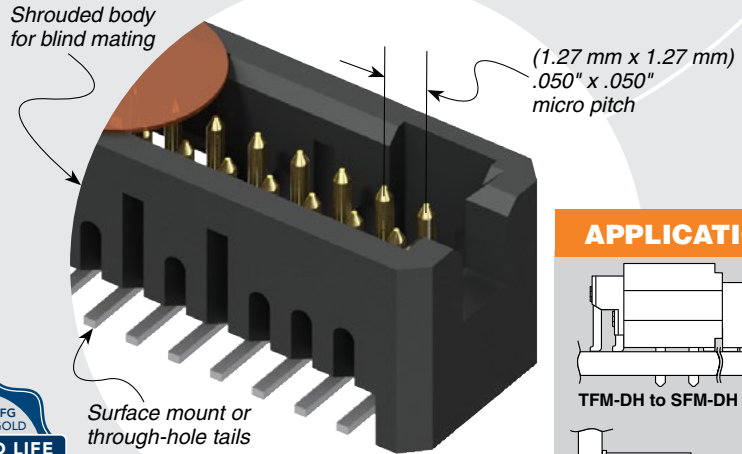
**TFM Board Mates:**  
SFM, SFMC

**TFM Cable Mates:**  
SFSD

**TFML Board Mates:**  
SFML

**TFM-DH Board Mates:**  
SFM (-DH), SFMC

**TFM-DH Cable Mates:**  
SFSDX (-S, -D, -SR, -DR)

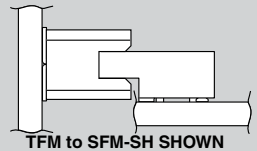
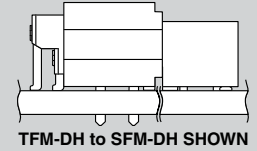


### HIGH-SPEED CHANNEL PERFORMANCE

Rating based on Samtec reference channel. For full SI performance data visit [Samtec.com](http://Samtec.com) or contact [SIG@samtec.com](mailto:SIG@samtec.com)

8 Gbps

## APPLICATIONS



## PROCESSING

**Lead-Free Solderable:**  
Yes  
**SMT Lead Coplanarity:**  
(0.10 mm) .004" max (05-25)  
(0.15 mm) .006" max (30-50)\*  
\*(.004" stencil solution may be available; contact [IPG@samtec.com](mailto:IPG@samtec.com))

## RECOGNITIONS

For complete scope of recognitions see [www.samtec.com/quality](http://www.samtec.com/quality)



TYPE STRIP

1

NO. PINS PER ROW

LEAD STYLE

PLATING OPTION

TFM  
= Standard

TFML  
= Locking  
(-01 & -02 lead style only)

03, 04, 06, 08  
(TFM -01 & -02 only)

05, 07, 10, 15, 20,  
25, 30, 35, 40, 45, 50  
(Standard sizes)

Specify LEAD STYLE from chart

-L  
= 15 μ" (0.38 μm)  
Gold on post,  
Matte Tin on tail  
(Call Samtec for E.L.P.™ plating option)

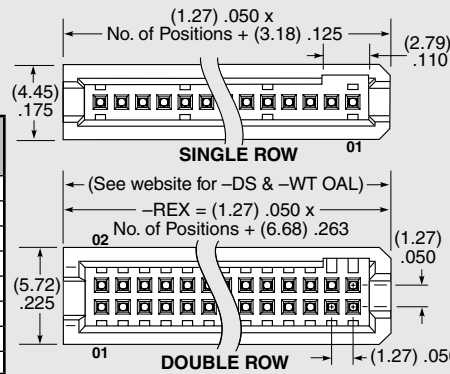
## MATED HEIGHTS

LEAD STYLE		MATED HEIGHT*
TFM	SFM	
-02	-02	(6.35) .250
-12		(8.13) .320
-22		(9.91) .390
-32		(11.81) .465
LEAD STYLE		MATED HEIGHT*
TFM	SFM	
-01	-01	(5.97) .235
-03		(5.97) .235
-11		(7.75) .305
-13		(7.75) .305
-21		(9.53) .375
-23		(9.53) .375
-31		(11.43) .450

\*Processing conditions will affect mated height.

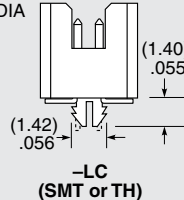
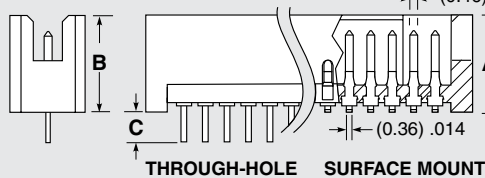
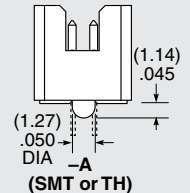
LEAD STYLE (T/H)	B	C
-01	(5.59) .220	(1.97) .078
-03*	(5.59) .220	(2.77) .109
-11*	(7.37) .290	(1.97) .078
-13*	(7.37) .290	(2.77) .109
-21*	(9.14) .360	(1.97) .078
-23*	(9.14) .360	(2.77) .109
-31*	(11.05) .435	(1.97) .078

\* Not Available with 07 or -S row option



LEAD STYLE (SMT)	A
-02	(5.72) .225
-12*	(7.49) .295
-22*	(9.27) .365
-32*	(11.18) .440

\* N/A with 07, -DH or -S row option



## OTHER SOLUTIONS



- Lower cost plating options. See TFC Series.

**Note:**  
Some sizes, styles and options are non-standard, non-returnable.

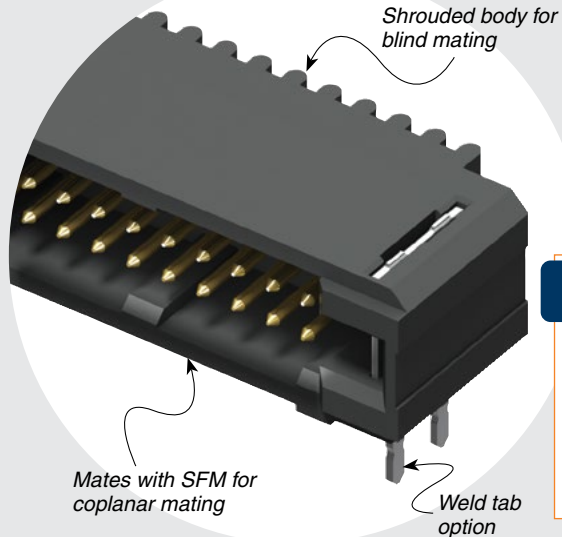
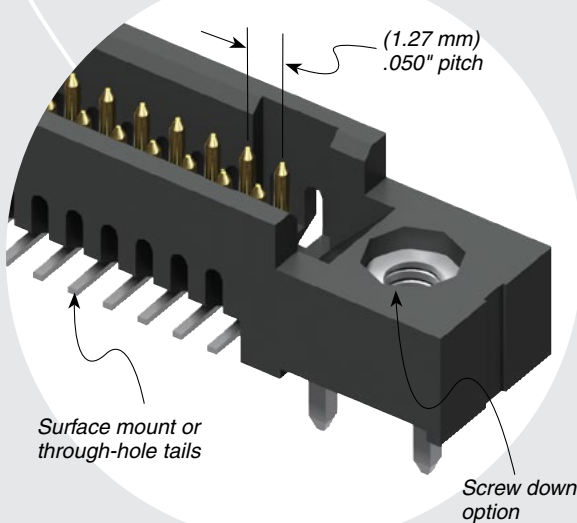
Due to technical progress, all designs, specifications and components are subject to change without notice.

[WWW.SAMTEC.COM](http://WWW.SAMTEC.COM)

All parts within this catalog are built to Samtec's specifications. Customer specific requirements must be approved by Samtec and identified in a Samtec customer-specific drawing to apply.



## TFM, TFML SERIES



**RUGGEDIZED**  
BY SAMTEC

- Passes 10 Year MFG
- Locking option
- Locking clip option
- Weld tab option
- Screw down option

### ROW OPTION

**-S**

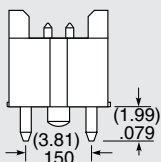
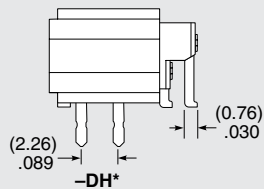
= Single Row  
(TFM only)

**-D**

= Double Row

**-DH\***

= Double Horizontal  
(TFM lead style -02 only)  
(05 thru 50 positions only)  
(-TR option only available)



### OPTION

Specify only -RA, -RE1 or -RE2

**-RA**

= Right-angle  
(Lead style -01 only)

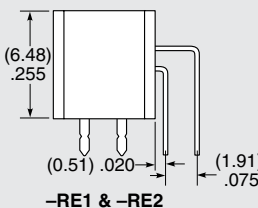
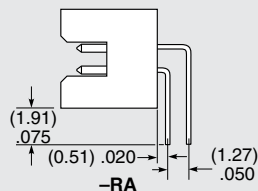
**-RE1**

= Right-angle Elevated for (1.58 mm) .062" PCB  
(Requires TFM lead style -01, -D row and -WT)

**-RE2**

= Right-angle Elevated for (2.36 mm) .093" PCB  
(Requires TFM lead style -01, -D row and -WT)

**Note:** The recommended -REX PCB board layout is different from the -RA. Contact IPG@samtec.com before designing your board for specifications.



Specify only -A, -LC, -DS or -WT  
Not available with -RA, -RE1 and -RE2 unless otherwise noted.

**-A**

= Alignment Pin

**-LC**

= Locking Clip  
(Manual Placement required)

**-DS**

= Dual Screw Down for  
(1.60 mm) .062" PCB  
(05, 07, 10, 15, 20, 25, 30,  
35, 40 positions only)  
(TFM lead styles -01 and -02 only)  
(Requires -D row option)  
(Mates with SFM-DS option and  
SFSD/SFSDT -SS and -DS option only)  
(Not available with -A, -LC,  
-WT, -K, -P, -TR)

**-WT**

= Weld Tab  
(TFM lead styles -01 and -02 only)  
(Required callout for -RE1 & -RE2)  
(Mates to SFSS/SFSD -SR and  
-DR option only)  
(05, 07, 10, 15, 20, 25, 30, 35,  
40, 45, 50 positions only)

**\* Note:**  
Weld tab is standard on -DH option.  
No need to specify -WT.

SMT lead styles only  
Specify only -K or -P

**-K**

= Polyimide Film Pick & Place Pad

**-P**

= Plastic Pick & Place Pad  
(5 positions minimum)  
(Not available with  
5 position with -WT)

Specify -TR last

**-TR**

= Tape & Reel  
(Not available with -DS)

### ALSO AVAILABLE (MOQ Required)

- Solder nail option
- Other sizes
- Other platings

Due to technical progress, all designs, specifications and components are subject to change without notice.

[WWW.SAMTEC.COM](http://WWW.SAMTEC.COM)

All parts within this catalog are built to Samtec's specifications.  
Customer specific requirements must be approved by Samtec and identified in a Samtec customer-specific drawing to apply.

## X-ON Electronics

Largest Supplier of Electrical and Electronic Components

*Click to view similar products for [Headers & Wire Housings](#) category:*

*Click to view products by [Samtec](#) manufacturer:*

Other Similar products are found below :

[95000-104TRLF](#) [10135584-644402LF](#) [DF62W-EP2022PCA](#) [95000-106TRLF](#) [DF62W-2022SCA](#) [DF62W-EP2022PC](#) [2203348](#) [DF62W-2022SC](#) [1084018](#) [1029039](#) [1084017](#) [802-10-012-10-002000](#) [1112640](#) [1112639](#) [000-34000](#) [0009482033](#) [0009507031](#) [57102-S06-03LF](#) [57202-S52-04LF](#) [PCN6-15S-2.5E](#) [0039019024](#) [58102-G61-06LF](#) [582553-1](#) [0009485154](#) [0009508121](#) [0022285053](#) [0050291907](#) [018731A](#) [LY20-4P-DT1-P1E-BR](#) [02.125.8002.8](#) [60101931](#) [60598-1 \(Cut Strip\)](#) [M1625-3R/100](#) [61062-3](#) [61082-181009](#) [636-1427](#) [638009-1](#) [641938-9](#) [641991-4](#) [644168-1](#) [647662-1](#) [65039-019ELF](#) [65781-018](#) [65781-047](#) [65817-002LF](#) [65817-015LF](#) [65863-015LF](#) [66207-023LF](#) [67016-026LF](#) [67046-001LF](#)