


FLEX STACK

LOW-PROFILE .025" SQ POST HEADERS

(2.54 mm) .100" PITCH • TLW/MTLW SERIES



TLW/MTLW

Board Mates:
BSW, CES, SLW, HLE

FEATURES

These headers provide the ultimate low-profile (0.64 mm) .025" square post board stacking system. The high quality Phosphor Bronze terminals are available with a standard short post height (TLW Series) for mating with low-profile sockets, or the post height can be Modified (MTLW Series) to accommodate IDC assemblies and other applications.

SPECIFICATIONS

Insulator Material:
Black Liquid Crystal Polymer
Terminal Material:
Phosphor Bronze
Plating:

Au or Sn over
50 μ" (1.27 μm) Ni
Current Rating (TLW/SLW):
5.2 A per pin
(2 pins powered)
Operating Temp Range:
-55 °C to +105 °C with Tin
-55 °C to +125 °C with Gold

PROCESSING

Lead-Free Solderable:
Yes

ALSO AVAILABLE

MOQ Required

Other platings
Notch option

Note:
Some lengths, styles and options are non-standard, non-returnable. MTLW Series is non-standard, non-returnable.

TLW	- 1	NO. PINS PER ROW	LEAD STYLE	PLATING OPTION	ROW OPTION	OTHER OPTION
-----	-----	------------------	------------	----------------	------------	--------------

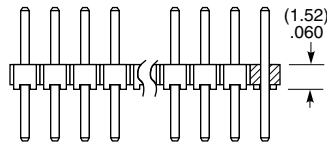
01 thru 40
= Single Row
01 thru 36
= Double Row

Specify
LEAD STYLE
from chart

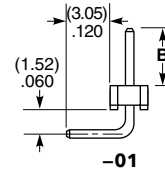
-F
= Gold flash on post, Matte Tin on tail
-G
= 10 μ" (0.25 μm) Gold on post, Gold flash on tail
-T
= Matte Tin

-S
= Single Row
-D
= Double Row

-RA
= Right-angle (-01 Lead Style only)
"-XX"
= Polarized Position Specify position for omitted pin.



-05 & -06



LEAD STYLE	A	B
-01	N/A	(5.84) .230
-05	(4.32) .170	(2.67) .105
-06	(3.43) .135	

MTLW	- 1	NO. PINS PER ROW	LEAD STYLE	PLATING OPTION	ROW OPTION	POST HEIGHT
------	-----	------------------	------------	----------------	------------	-------------

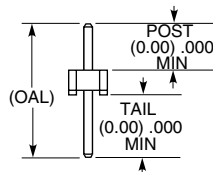
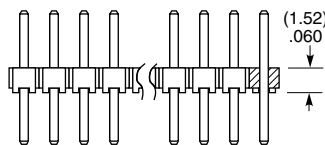
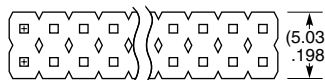
01 thru 40
= Single Row
01 thru 36
= Double Row

Specify
LEAD STYLE
from chart

-F
= Gold flash on post, Matte Tin on tail
-L
= 10 μ" (0.25 μm) Gold on post, Matte Tin on tail
-G
= 10 μ" (0.25 μm) Gold on post, Gold flash on tail
-T
= Matte Tin

-S
= Single Row
-D
= Double Row

"-XXX"
= Post Height Dimension (In inches)



LEAD STYLE	OAL
-05	(8.51) .335
-06	(7.62) .300
-07	(10.92) .430
-08	(13.46) .530
-09	(18.54) .730
-10	(21.08) .830
-22	(16.00) .630
-23	(11.30) .445
-24	(12.19) .480

X-ON Electronics

Largest Supplier of Electrical and Electronic Components

Click to view similar products for [Headers & Wire Housings](#) category:

Click to view products by [Samtec](#) manufacturer:

Other Similar products are found below :

[892-18-020-10-001101](#) [58102-G61-06LF](#) [582553-1](#) [0009485154](#) [009176003701906](#) [0050291907](#) [LY20-4P-DT1-P1E-BR](#) [02.125.8002.8](#)
[609-3404](#) [61062-3](#) [61082-181009](#) [622-3653LF](#) [63453-116](#) [636-1030](#) [636-1427](#) [636-3427](#) [636-4007](#) [641938-9](#) [641991-4](#) [644827-2](#) [65817-](#)
[010LF](#) [65817-015LF](#) [65863-015LF](#) [66207-023LF](#) [67095-007LF](#) [67601157](#) [68645-018](#) [68648-049](#) [70.362.1628.0](#) [70-4210](#) [70-4226B](#) [70-](#)
[4853B](#) [707-5020](#) [707-5028](#) [71.350.2428.0](#) [71918-208LF](#) [71961-016LF](#) [733-134](#) [733-162](#) [754199-000](#) [760-3052](#) [79531-3000](#) [FCN-](#)
[360C032-B](#) [FCN-367T-T012/H](#) [FCN-723D010/2](#) [80.063.4001.1](#) [800-90-010-10-002000](#) [801-43-002-10-013000](#) [801-43-006-10-002000](#)
[801-93-011-10-001000](#)